

# FOSTER FARMS BOWL

PURDUE

VS

ARIZONA

12.27.17

LEVI'S STADIUM // SANTA CLARA, CALIFORNIA

2017 PURDUE FOOTBALL  
BOWL MEDIA GUIDE





# PURDUE BOILERMAKERS 2017 FOOTBALL GAME NOTES

279 NFL Draft Picks | 51 All-American Selections  
16 College Football Hall of Famers | 8 Big Ten Championships

## PURDUE (6-6, 4-5 BIG) vs. ARIZONA (7-5, 5-4 PAC-12)



**Twitter:** @BoilerFootball  
**Head Coach:** Jeff Brohm  
**Record at Purdue:** 6-6  
**Overall College Record:** 36-16  
**Record vs. Arizona:** 0-0



**Twitter:** @ArizonaFball  
**Head Coach:** Rich Rodriguez  
**Record at Arizona:** 43-34  
**Overall College Record:** 163-118-2  
**Record vs. Purdue:** 1-2

### SCHEDULE AND RESULTS

| P/O | Date | Rank | Opponent        | TV    | Time/Result |
|-----|------|------|-----------------|-------|-------------|
|     | S2   | -/16 | vs. Louisville* | Fox   | L, 28-35    |
|     | S8   | -/-  | Ohio            | FS1   | W, 44-21    |
|     | S16  | -/-  | at Missouri     | SECN  | W, 35-3     |
|     | S23  | -/8  | Michigan^       | Fox   | L, 10-28    |
|     | O7   | -/-  | Minnesota       | ESPN2 | W, 31-17    |
|     | O14  | -/7  | at Wisconsin    | BTN   | L, 9-17     |
|     | O21  | -/-  | at Rutgers      | BTN   | L, 12-14    |
|     | O28  | -/-  | Nebraska        | BTN   | L, 24-25    |
|     | N4   | -/-  | Illinois        | BTN   | W, 29-10    |
|     | N11  | -/-  | at Northwestern | ESPN2 | L, 13-23    |
|     | N18  | -/-  | at Iowa         | BTN   | W, 24-15    |
|     | N25  | -/-  | Indiana         | ESPN2 | W, 31-24    |
|     | D27  | -/-  | vs. Arizona%    | Fox   | 8:30 p.m.   |

All times Eastern

\*Game played at Lucas Oil Stadium in Indianapolis

^Homecoming

%Foster Farms Bowl at Levi's Stadium in Santa Clara, Calif.

### SOCIAL MEDIA

**Facebook** Facebook.com/PurdueFootball  
**Twitter | Instagram** @BoilerFootball  
**Hashtags** #BoilerUp | #LetsPlayFootball

### PURDUE FOOTBALL QUICK FACTS

|                           |   |
|---------------------------|---|
| <b>Location</b>           | West Lafayette, Indiana                                 |
| <b>Founded</b>            | 1869  |
| <b>Conference</b>         | Big Ten   |
| <b>Colors</b>             | Old Gold and Black                                      |
| <b>Nickname</b>           | Boilermakers  |
| <b>President</b>          | Mitchell E. Daniels Jr.                                 |
| <b>Athletics Director</b> | Mike Bobinski   |
| <b>Head Coach (Year)</b>  | Jeff Brohm (1st)  |
| <b>Alma Mater</b>         | Louisville (1989)                                       |
| <b>Assistant Coaches:</b> |   |
|                           | Brian Brohm (Co-Offensive Coordinator/QBs)              |
|                           | Nick Holt (Co-Defensive Coordinator/LBs)                |
|                           | Tony Levine (Special Team Coordinator/Co-OC/TEs)        |
|                           | Anthony Poindexter (Co-Defensive Coordinator/Secondary) |
|                           | JaMarcus Shephard (Passing Game Coordinator/WRs)        |
|                           | Chris Barclay (Running Backs)                           |
|                           | Derrick Jackson (Cornerbacks)                           |
|                           | Reggie Johnson (Defensive Line)                         |
|                           | Dale Williams (Offensive Line)                          |

### POSTGAME MEDIA INFO

The locker room will remain closed following all football games. Media should request players through Matt Rector during the fourth quarter.

Head coach Jeff Brohm and four selected players will be available in the media room. Assistant coaches will not be available. Brohm will speak at the podium first, then players will be made available around the room.

For all other media inquiries, contact Rector.

### ATHLETICS COMMUNICATIONS

**SID Contact** Matt Rector  
**Office | Cell** 765.494.3196 | 765.237.1330  
**Email** Rector@Purdue.edu  
**Secondary Contact** Matthew Staudt  
**Office | Cell** 765.496.7842 | 765.414.1984  
**Email** MStaudt@Purdue.edu  
**Website** PurdueSports.com

### GAMEDAY INFORMATION

|                               |                                       |
|-------------------------------|---------------------------------------|
| <b>Date</b>                   | Dec. 27                               |
| <b>Kickoff Time</b>           | 8:30 p.m. ET                          |
| <b>Location</b>               | Santa Clara, California               |
| <b>Venue (Capacity)</b>       | Levi's Stadium (68,500)               |
| <b>Television</b>             | Fox                                   |
| <b>Play-by-Play</b>           | Joe Davis                             |
| <b>Analyst</b>                | Brady Quinn                           |
| <b>Sideline</b>               | Bruce Feldman                         |
| <b>Radio</b>                  | Purdue Sports Properties              |
| <b>Talent</b>                 | Tim Newton, Pete Quinn, Kelly Kitchel |
| <b>XM   Sirius   Internet</b> | 81   81   81                          |

### PURDUE BOWL HISTORY (9-8 record)

|   |                                |
|---|--------------------------------|
| <b>Jan. 2, 1967 // Rose Bowl</b>        | Purdue 14, Southern Cal 13     |
| <b>Dec. 25, 1978 // Peach Bowl</b>      | Purdue 41, Georgia Tech 21     |
| <b>Dec. 31, 1979 // Bluebonnet Bowl</b> | Purdue 27, Tennessee 22        |
| <b>Dec. 27, 1980 // Liberty Bowl</b>    | Purdue 28, Missouri 25         |
| <b>Dec. 31, 1984 // Peach Bowl</b>      | Virginia 27, Purdue 24         |
| <b>Dec. 30, 1997 // Alamo Bowl</b>      | Purdue 33, Oklahoma State 20   |
| <b>Dec. 29, 1998 // Alamo Bowl</b>      | Purdue 37, Kansas State 34     |
| <b>Jan. 1, 2000 // Outback Bowl</b>     | Georgia 28, Purdue 25          |
| <b>Jan. 1, 2001 // Rose Bowl</b>        | Washington 34, Purdue 24       |
| <b>Dec. 31, 2001 // Sun Bowl</b>        | Washington State 33, Purdue 27 |
| <b>Dec. 31, 2002 // Sun Bowl</b>        | Purdue 34, Washington 24       |
| <b>Jan. 1, 2004 // Capital One Bowl</b> | Georgia 34, Purdue 27 (OT)     |
| <b>Dec. 31, 2004 // Sun Bowl</b>        | Arizona State 27, Purdue 23    |

**Dec. 29, 2006 // Champs Sports Bowl**  
Maryland 24, Purdue 7

**Dec. 26, 2007 // Motor City Bowl**  
Purdue 51, Central Michigan 48

**Dec. 27, 2011 // Little Caesars Pizza Bowl**  
Purdue 37, Western Michigan 32

**Jan. 1, 2013 // Heart of Dallas Bowl**  
Oklahoma State 58, Purdue 14

### TEAM COMPARISON

| Category                      | Purdue | Arizona |
|-------------------------------|--------|---------|
| <b>Pts/Gm</b>                 | 23.5   | 41.8    |
| <b>Opp Pts/Gm</b>             | 18.9   | 34.1    |
| <b>Rush Yds/Gm</b>            | 139.9  | 324.4   |
| <b>Pass Yds/Gm</b>            | 244.8  | 170.1   |
| <b>Total Def/Gm</b>           | 359.5  | 464.2   |
| <b>Returning Starters O/D</b> | 5/8    | 7/7     |

### STAT LEADERS

|   |  |  |
|---|--|--|
| <b>PASSING</b>  |  |  |
| <b>#2 Elijah Sindelar</b><br>154-276, 1,703 yards,<br>14 TDs, 6 INTs      |  | <b>#14 Khalil Tate</b><br>94-153, 1,289 yards,<br>9 TDs, 8 INTs        |
| <b>RUSHING</b>  |  |  |
| <b>#8 Markell Jones</b><br>92 rush, 480 yards,<br>TD, 5.2 ypc             |  | <b>#14 Khalil Tate</b><br>133 rush, 1,353 yards,<br>12 TDs, 10.2 ypc   |
| <b>RECEIVING</b>  |  |  |
| <b>#33 Jackson Anthorp</b><br>44 rec., 391 yards,<br>5 TDs, 8.9 ypr       |  | <b>#6 Shun Brown</b><br>39 rec., 511 yards,<br>5 TDs, 13.1 ypr         |
| <b>DEFENSE</b>  |  |  |
| <b>#4 Ja'Whaun Bentley</b><br>89 tkls, 49 solo, 9.5 TFL,<br>2 FF, INT, TD |  | <b>#1 Tony Fields II</b><br>91 tkls, 52 solo,<br>6.5 TFL, 4 sacks, INT |

### NCAA TEAM RANKS

|                                | Purdue | Arizona |
|--------------------------------|--------|---------|
| <b>Rushing Offense</b>         | 82     | 3       |
| <b>Passing Offense</b>         | 55     | 109     |
| <b>Total Offense</b>           | 75     | 12      |
| <b>Scoring Offense</b>         | 97     | 6       |
| <b>Red Zone Offense</b>        | t-29   | 35      |
| <b>Rushing Defense</b>         | 30     | 87      |
| <b>Pass Efficiency Defense</b> | 45     | 82      |
| <b>Total Defense</b>           | 47     | 116     |
| <b>Scoring Defense</b>         | 19     | 109     |
| <b>Red Zone Defense</b>        | 47     | 19      |
| <b>Net Punting</b>             | 65     | 129     |
| <b>Punt Returns</b>            | 122    | 16      |
| <b>Kickoff Returns</b>         | 128    | 10      |
| <b>Turnover Margin</b>         | 49     | t-39    |
| <b>Time of Possession</b>      | 93     | 92      |

Purdue and Arizona rankings are among the 129 FBS teams.



**PURDUE SCOUTING REPORT****OFFENSE**

First-year head coach Jeff Brohm arrived at Purdue heralded for his offensive acumen, and his ingenuity enabled Purdue to find success both running and throwing the football. The Boilermakers averaged 390.4 yards of total offense (239.5 passing and 150.9 rushing) and 24.2 points per game.



Junior David Blough and sophomore Elijah Sindelar split time at quarterback before Blough suffered a season-ending injury in early November. Sindelar, who is one of just two Football Bowl Subdivision starting signal-callers majoring in engineering, wound up completing 55.8 percent of his passes for 1,703 yards with 14 touchdowns and merely six interceptions.

Eleven players accumulated double-digit reception totals, led by redshirt freshman Jackson Anthrop (44 catches, 391 yards and five touchdowns) and senior Anthony Mahoungou (34 catches, 570 yards and six touchdowns). In the Boilermakers' had-to-have-it 24-15 victory at Iowa on Nov. 18, Mahoungou had a career-best game with seven receptions for 135 yards and two touchdowns. Five of the catches for 118 yards and both scores came in a span of six plays on the first two possessions of the third quarter, turning a 9-7 deficit into a 21-9 advantage in a matter of three minutes.

Junior tight end Cole Herdman caught at least one pass in every game for the second straight season, extending his streak to 28 consecutive contests.

Four running backs buoyed the rushing attack: junior Markell Jones (480 yards, 5.2 average), junior D.J. Knox (460 yards, 5.8 average), sophomore Tario Fuller (261 yards, 6.1 average) and sophomore Richie Worship (257 yards, 4.8 average). Jones erupted for a career-best 217 yards – the seventh-most in school history – in the season finale, a 31-24 bowl-clinching win in the annual Old Oaken Bucket game against Indiana.

Junior Kirk Barron, who has started the last 25 games at center, anchored the offensive line, which benefitted from the addition of two transfers – fifth-year senior right tackle David Steinmetz and junior left guard Shane Evans.

Purdue scored on its opening drive five times and won all five games.

**DEFENSE**

Under new co-coordinators Nick Holt and Anthony Poindexter, the Boilermakers boasted the most-improved defense in the country. In 2016, Purdue allowed a school-record average of 38.2 points per game.

That figure essentially was sliced in half this season at 19.3 points per game. In Big Ten Conference games, the makeover was even more incredible: 42.6 to 19.2 points per game (+23.4). The Boilermakers allowed two touchdowns or fewer in eight games, and they gave up only two second-half touchdowns in five road games.

The major reason for the upgrade was rushing defense as Purdue went from allowing 238.4 to 133.3 yards per game, the third-best turnaround nationally.

Seven senior starters were keys to the about-face: tackle Gelen Robinson, ends Danny Ezechukwu and Austin Larkin, linebackers Ja'Whaun Bentley and T.J. McCollum, and cornerbacks Da'Wan Hunte and Josh Okonye. McCollum and Okonye were graduate transfers. Robinson earned third team All-Big Ten honors after pacing Purdue with 11.5 tackles for loss. Ezechukwu recovered three fumbles (tied for the fourth-most in the country). Bentley led the way with 89 tackles and returned an interception 76 yards for a touchdown to seal the Boilermakers' 31-14 win over Minnesota on Oct. 7. Okonye and Hunte recorded nine and seven pass breakups, respectively.

Sophomore linebacker Markus Bailey put together an outstanding all-around season to the tune of 78 tackles, including 10 for loss and seven sacks, with two pass breakups, one interception, one fumble forced and one fumble recovered.

Another sophomore, safety Navon Mosley, topped the team with two interceptions.

Opponents had 13 fumbles against the Boilermakers, who recovered 10 of them, including six in Purdue territory – four inside the 10-yard line and three inside the 5-yard line.

**SPECIAL TEAMS**

Purdue had three constants on special teams: made field goals, touchbacks and trick plays.

Junior Spencer Evans, another transfer, and sophomore J.D. Dellinger were perfect on field goal attempts of 40 yards or less, going 16 for 16 combined.

Of Evans' 66 kickoffs, 34 were touchbacks (51.5 percent). Last season, Purdue had just seven touchbacks.

And special teams coordinator Tony Levine dialed up four fake punts, all resulting in first downs. None was bigger than junior punter Joe Schopper's 22-yard pass to sophomore Mike Little in the second quarter against Indiana. It came on fourth-and-3 from the Hoosiers' 43-yard line and led to a touchdown that gave the Boilermakers a 14-7 advantage they would not relinquish.

Schopper averaged 40.2 yards per punt. Of his 67 attempts, 38 were fair caught, 28 came to rest inside the opponent's 20-yard line and 15 traveled 50 or more yards.

Senior linebacker Garrett Hudson, whose interception led to Purdue's first touchdown against Indiana, blocked two punts on the season to tie the school record.

## 2017 NUMERICAL ROSTER

| No. | Name                     | Cl.   | Pos. | Ht.  | Wt. | Hometown (High School/Previous College)                  |
|-----|--------------------------|-------|------|------|-----|--|
| 1   | ** D.J. Knox             | Jr.   | RB   | 5-7  | 210 | Fairburn, Ga. (Creekside)                                |
| 1   | Dedrick Mackey           | Fr.   | CB   | 5-11 | 175 | Miami, Fla. (Booker T. Washington)                       |
| 2   | *** Da'Wan Hunte         | 5th   | CB   | 5-9  | 190 | Miami, Fla. (Miami Central)                              |
| 2   | * Elijah Sindelar        | So.   | QB   | 6-4  | 230 | Princeton, Ky. (Caldwell County)                         |
| 3   | D'J Edwards              | Fr.   | WR   | 6-1  | 190 | West Palm Beach, Fla. (Palm Beach Lakes)                 |
| 3   | * Kamal Hardy            | Jr.   | CB   | 5-11 | 185 | Miramar, Fla. (Monroe College)                           |
| 4   | *** Ja'Whaun Bentley     | Sr.   | LB   | 6-2  | 260 | Glenarden, Md. (DeMatha Catholic)                        |
| 5   | Griffin Alstott          | Fr.   | QB   | 6-2  | 205 | St. Petersburg, Fla. (Northside Christian School)        |
| 5   | T.J. Jallow              | Jr.   | S    | 6-2  | 200 | Olive Branch, Miss. (East Mississippi Community College) |
| 6   | Tyler Hamilton           | Fr.   | WR   | 5-9  | 175 | Hilton Head, S.C. (Hilton Head)                          |
| 6   | T.J. McCollum            | 5th   | LB   | 6-3  | 235 | Birmingham, Ala. (Western Kentucky University)           |
| 7   | ** Eddy Wilson           | Jr.   | DT   | 6-4  | 295 | Pontiac, Mich. (West Bloomfield)                         |
| 7   | Isaac Zico               | Jr.   | WR   | 6-1  | 190 | Milledgeville, Ga. (Georgia Military College)            |
| 8   | ** Markell Jones         | Jr.   | RB   | 5-11 | 200 | Columbus, Ind. (Columbus East)                           |
| 8   | Josh Okonye              | 5th   | CB   | 6-0  | 200 | Sugar Land, Texas (Wake Forest University)               |
| 9   | * Lorenzo Neal           | So.   | DT   | 6-2  | 325 | Houston, Texas (Saint Thomas)                            |
| 9   | Terry Wright             | Jr.   | WR   | 5-11 | 180 | Memphis, Tenn. (Coffeyville Community College)           |
| 10  | *** Gregory Phillips     | Sr.   | WR   | 6-0  | 200 | Lithonia, Ga. (Arabia Mountain)                          |
| 10  | * Mike Little            | So.   | CB   | 6-0  | 195 | Newhall, Calif. (Notre Dame)                             |
| 11  | ** David Blough          | Jr.   | QB   | 6-1  | 205 | Carrollton, Texas (Creekview)                            |
| 11  | * Antoine Miles          | 5th.  | DE   | 6-2  | 250 | Canton, Ohio (McKinely)                                  |
| 12  | Jared Sparks             | R-Fr. | QB   | 6-1  | 205 | Geismar, La. (Dutchtown)                                 |
| 13  | Spencer Evans            | Jr.   | K    | 6-1  | 200 | Arlington, Texas (Baylor University)                     |
| 13  | Aidan O'Connell          | Fr.   | QB   | 6-3  | 190 | Lincolnshire, Ill. (Stevenson)                           |
| 13  | *** Gelen Robinson       | Sr.   | DE   | 6-1  | 280 | Schererville, Ind. (Lake Central)                        |
| 14  | * Antonio Blackmon       | Jr.   | CB   | 6-0  | 195 | Fort Wayne, Ind. (Bishop Dwenger)                        |
| 14  | Danny Carollo            | R-Fr. | QB   | 6-1  | 205 | Lake Forest, Ill. (Lake Forest)                          |
| 16  | *** Garrett Hudson       | 5th   | LB   | 6-2  | 245 | Tallahassee, Fla. (North Florida Christian)              |
| 17  | Cornel Jones             | Fr.   | LB   | 6-2  | 240 | Miami, Fla. (Miami Central)                              |
| 17  | Nick Sipe                | Fr.   | QB   | 6-4  | 200 | Villa Park, Calif. (Villa Park)                          |
| 18  | KeyRon Catlett           | Fr.   | WR   | 5-10 | 180 | Hopkinsville, Ky. (Christian County)                     |
| 18  | Cameron Northern         | Fr.   | QB   | 6-3  | 215 | Jeffersonville, Ind. (Jeffersonville)                    |
| 19  | Aaron Banks              | Jr.   | QB   | 6-4  | 200 | Indianapolis, Ind. (Brebeuf)                             |
| 20  | Benaiah Franklin         | R-Fr. | WR   | 6-1  | 195 | Marietta, Ga. (Wheeler)                                  |
| 20  | Kenneth Major            | Fr.   | CB   | 6-0  | 190 | Hopkinsville, Ky. (Christian County)                     |
| 21  | ** Markus Bailey         | So.   | LB   | 6-1  | 235 | Columbus, Ohio (Hilliard Davidson)                       |
| 21  | ** Anthony Mahoungou     | Sr.   | WR   | 6-3  | 210 | Paris, France (West Hills College)                       |
| 22  | Sawyer Dawson            | So.   | LB   | 6-1  | 235 | Lakeland, Fla. (Plant City)                              |
| 23  | * Josh Hayes             | So.   | CB   | 6-0  | 185 | Indianapolis, Ind. (Pike)                                |
| 24  | ** Tim Cason             | Jr.   | CB   | 6-0  | 195 | Clarkston, Mich. (Clarkston)                             |
| 25  | * Tario Fuller           | So.   | RB   | 6-0  | 190 | Sugar Hill, Ga. (Lanier)                                 |
| 25  | Brandon Shuman           | So.   | CB   | 5-11 | 170 | Miami, Fla. (Gulliver Prep)                              |
| 26  | Carter McGinnis          | Fr.   | RB   | 6-0  | 205 | Noblesville, Ind. (Guerin Catholic)                      |
| 26  | * C.J. Parker            | Sr.   | S    | 6-1  | 205 | Menifee, Calif. (Mount San Jacinto College)              |
| 27  | * Navon Mosley           | So.   | S    | 6-0  | 190 | West Bloomfield, Mich. (West Bloomfield)                 |
| 28  | Jacob Abrams             | Fr.   | CB   | 6-2  | 195 | Carmel, Ind. (Carmel)                                    |
| 29  | Simeon Smiley            | R-Fr. | CB   | 6-0  | 205 | Pensacola, Fla. (Pensacola Catholic)                     |
| 30  | Tobias Larry             | Fr.   | LB   | 6-1  | 210 | Lakeland, Fla. (Kathleen)                                |
| 31  | Robert McWilliams III    | Fr.   | DE   | 6-4  | 210 | South Miami, Fla. (Coral Gables)                         |
| 31  | ** Joe Schopper          | Jr.   | P    | 6-0  | 210 | Indianapolis, Ind. (Cathedral)                           |
| 32  | * Jack Wegher            | So.   | RB   | 5-10 | 205 | Sioux City, S.D. (IMG Academy)                           |
| 33  | Jackson Anthrop          | R-Fr. | WR   | 5-11 | 185 | West Lafayette, Ind. (Central Catholic)                  |
| 34  | Jonah Williams           | Fr.   | LB   | 6-3  | 235 | West Lafayette, Ind. (West Lafayette)                    |
| 34  | * Richie Worship         | So.   | RB   | 6-0  | 260 | Cleveland, Ohio (Valley Forge)                           |
| 35  | Wes Cook                 | Sr.   | S    | 5-10 | 190 | Westminster, Md. (East Carolina)                         |
| 36  | *** Danny Ezechukwu      | 5th   | LB   | 6-2  | 250 | Lithonia, Ga. (Arabian Mountain)                         |
| 37  | * Brian Lankford-Johnson | So.   | RB   | 6-0  | 190 | St. Paul, Minn. (Palm Bay (Fla.))                        |
| 38  | Zac Collins              | Fr.   | K    | 6-1  | 180 | Louisville, Ky. (Saint Xavier)                           |
| 38  | Brennan Thieneman        | R-Fr. | S    | 6-1  | 200 | Noblesville, Ind. (Guerin Catholic)                      |
| 39  | Zach Randall             | Fr.   | LB   | 6-0  | 210 | Fishers, Ind. (Hamilton Southeastern)                    |
| 40  | Ronnie Hill              | So.   | S    | 6-0  | 200 | Indianapolis, Ind. (Cathedral)                           |
| 40  | Alexander Horvath        | Fr.   | RB   | 6-3  | 220 | Mishawaka, Ind. (Marian)                                 |
| 41  | * Jacob Thieneman        | Jr.   | S    | 6-1  | 210 | Noblesville, Ind. (Guerin Catholic)                      |
| 42  | Brian Bravo              | Jr.   | K    | 6-2  | 195 | North Aurora, Ill. (Joliet Catholic)                     |
| 42  | David Day                | So.   | CB   | 5-9  | 185 | Indianapolis, Ind. (North Central)                       |
| 43  | Andy Chelf               | So.   | S    | 6-0  | 190 | Southlake, Texas (Southlake Carroll)                     |
| 43  | Myles Homan              | So.   | K    | 6-1  | 220 | Cincinnati, Ohio (St. Xavier)                            |
| 44  | Anthony Watts            | R-Fr. | DT   | 6-4  | 295 | Houston, Texas (Jack Yates)                              |
| 45  | * Lane Beeler            | Jr.   | RB   | 5-10 | 230 | West Point, Ind. (McCutcheon)                            |
| 45  | * Austin Larkin          | 5th   | DE   | 6-3  | 255 | San Ramon, Calif. (City College of San Francisco)        |
| 46  | ** Race Johnson          | 5th   | CB   | 5-11 | 185 | Carmel, Ind. (Carmel)                                    |
| 47  | ** Ben Makowski          | Jr.   | LS   | 6-2  | 250 | Osceola, Ind. (Penn)                                     |



| No. | Name               | Cl.   | Pos. | Ht.  | Wt. | Hometown (High School/Previous College)                    |
|-----|--------------------|-------|------|------|-----|--|
| 48  | Ryan Sadkowski     | Jr.   | LS   | 5-11 | 225 | Glen Ellyn, Ill. (Glenbard South)                          |
| 48  | Rob Simmons        | Jr.   | LB   | 6-5  | 230 | Philadelphia, Pa. (Valley Forge Military Academy)          |
| 49  | Dennis Johnson     | Fr.   | S    | 6-3  | 180 | Fort Wayne, Ind. (Fort Wayne South)                        |
| 50  | * Keiwan Jones     | Jr.   | DT   | 6-2  | 280 | Ocala, Fla. (Dunnellon)                                    |
| 50  | * Bearooz Yacoobi  | Jr.   | OL   | 6-5  | 300 | Dearborn, Mich. (Dearborn)                                 |
| 51  | Bryce Brown        | R-Fr. | OL   | 6-1  | 280 | Evansville, Ind. (Evansville North)                        |
| 52  | Tanner Hawthorne   | R-Fr. | OT   | 6-6  | 290 | Glendale, Ariz. (Centennial)                               |
| 53  | ** Kirk Barron     | Jr.   | C    | 6-2  | 305 | Mishawaka, Ind. (Marian)                                   |
| 55  | Derrick Barnes     | Fr.   | LB   | 6-1  | 250 | Covington, Ky. (Holy Cross)                                |
| 55  | * Michael Mendez   | So.   | OL   | 6-4  | 295 | Los Fresnos, Texas (Los Fresnos)                           |
| 56  | Viktor Beach       | Fr.   | OL   | 6-4  | 310 | Fort Meyers, Fla. (Bishop Verot)                           |
| 57  | Semisi Fakasiieiki | R-Fr. | DE   | 6-3  | 255 | Compton, Calif. (Dominguez)                                |
| 58  | Ryan Flaherty      | R-Fr. | OL   | 6-3  | 280 | New Carlisle, Ind. (New Prairie)                           |
| 60  | * Eric Swingler    | Jr.   | OL   | 6-6  | 305 | Munster, Ind. (Munster)                                    |
| 64  | Eric Ferguson      | R-Fr. | OL   | 6-1  | 295 | Noblesville, Ind. (Noblesville)                            |
| 65  | Marc Roland        | Fr.   | OL   | 6-3  | 275 | Indianapolis, Ind. (Roncalli)                              |
| 66  | * Alex Criddle     | So.   | DT   | 6-3  | 310 | Broken Arrow, Okla. (Thomas Edison Academy)                |
| 68  | * Peyton Truitt    | So.   | OL   | 6-5  | 285 | West Lafayette, Ind. (West Lafayette)                      |
| 70  | David Steinmetz    | 5th   | OL   | 6-8  | 310 | Grafton, Mass. (University of Rhode Island)                |
| 71  | Sam Loebig         | R-Fr. | OL   | 6-3  | 315 | Bethesda, Md. (Bethesda-Chevy Chase)                       |
| 72  | Jalen Jackson      | Fr.   | OL   | 6-2  | 265 | Powder Springs, Ga. (McEachern)                            |
| 73  | Ethan Smart        | Jr.   | OL   | 6-6  | 310 | Southaven, Miss. (Northeast Mississippi Community College) |
| 74  | Graham Keller      | Fr.   | OL   | 6-4  | 270 | Noblesville, Ind. (Guerin Catholic)                        |
| 75  | Shane Evans        | Jr.   | OL   | 6-4  | 310 | Crystal Lake, Ill. (Northern Illinois University)          |
| 76  | Mark Stickford     | Fr.   | OL   | 6-5  | 265 | Carmel, Ind. (Carmel)                                      |
| 77  | DJ Washington      | Fr.   | OL   | 6-4  | 285 | Louisville, Ky. (Ballard)                                  |
| 78  | Grant Hermanns     | R-Fr. | OL   | 6-7  | 295 | Albuquerque, N.M. (Rio Rancho)                             |
| 79  | * Matt McCann      | So.   | OL   | 6-6  | 315 | Fishers, Ind. (Bishop Chatard)                             |
| 80  | ** Jarrett Burgess | Jr.   | WR   | 6-3  | 220 | Miami, Fla. (Florida Christian)                            |
| 81  | Darius Pittman     | Fr.   | TE   | 6-3  | 250 | Gulfport, Miss. (Saint Stanislaus)                         |
| 82  | Wade Buckman       | R-Fr. | TE   | 6-6  | 235 | Holland, Mich. (Holland)                                   |
| 83  | * Malcolm Dotson   | So.   | WR   | 6-2  | 200 | Indianapolis, Ind. (Cathedral)                             |
| 84  | Jess Trussell      | So.   | TE   | 6-6  | 245 | Arlington, Texas (James Martin)                            |
| 85  | * J.D. Dellinger   | So.   | K    | 6-2  | 195 | Charlotte, N.C. (Charlotte County Day)                     |
| 86  | Noah Ellison       | Fr.   | WR   | 6-1  | 190 | Louisville, Ky. (Trinity)                                  |
| 87  | Ryan James         | Fr.   | WR   | 6-4  | 200 | Chicago, Ill. (De La Salle)                                |
| 88  | ** Cole Herdman    | Jr.   | TE   | 6-4  | 240 | Leesburg, Va. (Flint Hill)                                 |
| 89  | * Brycen Hopkins   | So.   | TE   | 6-5  | 240 | Nashville, Tenn. (Ensworth)                                |
| 91  | Chazmyn Turner     | So.   | DE   | 6-5  | 260 | Mooresville, N.C. ( Mooresville)                           |
| 92  | Giovanni Reviere   | Fr.   | DE   | 6-5  | 260 | Chattanooga, Tenn. (McCallie School)                       |
| 94  | Allen Daniels      | Fr.   | DT   | 6-2  | 305 | Dacula, Ga. (Dacula)                                       |
| 96  | Ray Ellis          | Jr.   | DT   | 6-4  | 305 | San Jose, Calif. (City College of San Francisco)           |
| 96  | Jake Herr          | So.   | P    | 6-5  | 230 | Carmel, Ind. (Carmel)                                      |
| 97  | Brooks Royal       | Fr.   | LS   | 6-2  | 170 | Fitzgerald, Ga. (Fitzgerald)                               |
| 97  | Mike Zeigler       | So.   | DE   | 6-4  | 260 | Springfield, Ill. (Southern Illinois University)           |
| 98  | Kai Higgins        | So.   | DE   | 6-4  | 240 | Pomona, Calif. (Chaffey College)                           |

\* denotes letters earned.

Cl. denotes athletic eligibility in the fall.

**Head Coach:** Jeff Brohm

**Assistant Coaches:** Brian Brohm (Co-Offensive Coordinator/Quarterbacks), Nick Holt (Co-Defensive Coordinator/Linebackers), Tony Levine (Co-Offensive Coordinator/Special Teams Coordinator/Tight Ends), Anthony Poindexter (Co-Defensive Coordinator/Secondary), JaMarcus Shephard (Passing Game Coordinator/Wide Receivers), Chris Barclay (Running Backs), Derrick Jackson (Cornerbacks), Reggie Johnson (Defensive Line), Dale Williams (Offensive Line)

**Quality Control:** Dan Rowe (Defensive Quality Control), Ryan Wallace (Special Teams/Offensive Quality Control), Kevin Wolthausen (Special Teams/Defensive Quality Control)

**Strength & Conditioning Staff:** Justin Lovett (Director of Football Strength & Conditioning), Domenic Reno (Senior Associate Director), Dennis Love (Associate Director), Jeff Eaton (Assistant Director), Chris Giacchino (Assistant Director)

**Graduate Assistants:** JMichael Jonard, Joe Montag, Sean Robinson, Justin Sinz

**Executive Director of Administration and Operations/Chief of Staff:** Greg Brohm

**Director of Internal Relations:** Robert Sampson

**Director of Player Personnel:** Don Dunn

**Director of Player Development:** Sean Pugh

**► HEAD COACH JEFF BROHM**

- Jeff Brohm was named the 36th head coach of the Boilermakers on Dec. 5, 2016, becoming the first signal caller to lead the Cradle of Quarterbacks in nearly half a century.
- Brohm, who played collegiately at Louisville and for seven seasons in the National Football League, is widely regarded as one of the most innovative offensive masterminds in college football.

**Brohm FBS Rankings (at Western Kentucky)**

| Category               | 2014 | 2015 | 2016 |
|------------------------|------|------|------|
| Total Offense          | 4    | 9    | 5    |
| Total Touchdowns       | 5    | 3    | 1    |
| Points Per Game        | 6    | 3    | 1    |
| Passing Yards Per Game | 2    | 4    | 5    |
| Yards Per Play         | 4    | 3    | 1    |
| First Down Offense     | 6    | 8    | 6    |
| Passing Efficiency     | 3    | 1    | 3    |

**Brohm's Offense (at Western Kentucky)**

| Category               | 2014  | 2015  | 2016  |
|------------------------|-------|-------|-------|
| Total Offense Per Game | 534.6 | 526.4 | 523.1 |
| Points Per Game        | 44.4  | 44.3  | 45.5  |
| Passing Yards Per Game | 374.3 | 372.2 | 336.8 |
| Rushing Yards Per Game | 160.3 | 154.1 | 186.4 |
| Yards Per Play         | 7.05  | 7.23  | 7.65  |

**Brohm's Offense is No. 1 Nationally In...**

- Most games scoring 50+ points (16) since 2014
- Most games scoring 40+ points (28) since 2014
- Most plays of 20+ yards (287) since 2014
- Passing yards by single QB in 2014 (4,830)
- Passing TDs by single QB in 2014 (49)
- Team completion percentage in 2015 (.718)
- Team passing efficiency in 2015 (177.4)
- Passing yards by single QB in 2015 (5,055)
- Passing TDs by single QB in 2015 (48)
- Rushing TDs by single player in 2016 (27)

**Brohm's Playing Career**

- He was a three-year starter at Louisville, playing for the Cardinals from 1989 to 1993.
- He still ranks sixth in program history in touchdown passes (38), seventh in total offense (5,410), eighth in completion percentage (.562), eighth in passing yards (5,451), eighth in passing efficiency (129.97), ninth in passing attempts (715) and ninth in completions (402).
- Brohm was voted the team's Most Valuable Player as a junior and senior, and his number 11 became part of Louisville's Ring of Honor in 2006.
- Brohm still has the 11th longest touchdown pass in school with an 80-yard strike to Ralph Dawkins vs. Texas in 1993.
- Brohm threw 20 touchdown passes in 1993, which is tied for 10th most in a single season.
- Brohm played in the NFL with the San Diego Chargers (1994), Washington Redskins (1995-96), San Francisco 49ers (1997-98), Tampa Bay Buccaneers (1998), Denver Broncos (1999) and Cleveland Browns (2000).
- In eight career games - all with the 49ers - he completed 37-of-58 passes (63.8 percent) for 353 yards with one touchdown and one interception.
- His best game came Oct. 27, 1996, when he completed 19-of-30 passes for 176 yards and a touchdown to lead San Francisco to a 10-9 win over the Houston Oilers.
- In 2001, Brohm played in the XFL for the Orlando Rage and was named first team All-XFL.

**► UNDER BROHM, PURDUE ACCOMPLISHED FIRSTS SINCE:**

- 100-yard receiving game by a freshman since 2013
- Have a quarterback complete 65-percent of passes for the season since 2012 (min. 150 attempts)
- .500 or better regular season record since 2012
- Have a 2:1 or better TD:INT ratio since 2012
- Have a 200-yard single game rusher since 2009
- Have a quarterback complete 37 or more passes in a game since 2009
- Have a quarterback attempt at least 60 passes in a game since 2007
- Allow 20 or fewer points per game since 2004
- Throw 10 or fewer interceptions all year since 2004
- Allow 10 or fewer rushing touchdowns since 2004
- Allow fewer than 30 total touchdowns since 2004
- Beat three teams in the regular season that went on to play in a bowl game since 2004
- 200-yard rusher in a Big Ten game since 2000
- Win on the road by 30+ points since 1999
- Have multiple quarterbacks throw multiple touchdown passes in the same game since 1998
- Have multiple takeaways in each of the first six games of a season since 1988
- Have a freshman with multiple touchdown catches in a season opener in program history

**Brohm at Western Kentucky**

- Brohm came to the Boilermakers from Western Kentucky, where he compiled a remarkable 30-10 overall record (.750 winning percentage), including a 19-5 Conference USA mark (.792), from 2014 to 2016.



- The Hilltoppers were league champions in 2015 and 2016, the school's first back-to-back titles as an FBS member.

- They won the 2014 Bahamas Bowl (49-48 over Central Michigan) and the 2015 Miami Beach Bowl (45-35 over Miami, Fla.), as well as the 2016 Boca Raton Bowl (51-31 over Memphis under interim head coach Nick Holt).

- Western Kentucky was ranked No. 24 in the final 2015 Associated Press poll.
- Under Brohm, the Hilltoppers averaged 44.6 points, 356.6 passing yards and 526.2 yards of total offense per game over three seasons.
- Their starting quarterbacks completed 69.2 percent of their passes and threw 131 touchdowns with merely 25 interceptions.
- Western Kentucky broke more than 75 school offensive records since 2013, when Brohm served as assistant head coach, offensive coordinator and quarterbacks coach.

**Brohm's Coaching Career**

| Team                  | Position              | Year(s) |
|-----------------------|-----------------------|---------|
| Purdue                | Head Coach            | 2017-   |
| Western Kentucky      | Head Coach            | 2014-16 |
| Western Kentucky      | Asst. HC/OC/QBs       | 2013    |
| UAB                   | OC/Quarterbacks       | 2012    |
| Illinois              | Quarterbacks          | 2010-11 |
| Florida Atlantic      | Quarterbacks          | 2009    |
| Louisville            | Asst. HC/OC           | 2008    |
| Louisville            | Asst. HC/Passing Game | 2007    |
| Louisville            | Quarterbacks          | 2003-06 |
| Louisville Fire (af2) | Head Coach            | 2002    |

**More On Brohm**

- Brohm was a standout player at Trinity High School in Louisville, Kentucky.
- He won the Kentucky Mr. Football Award as a senior in 1988 while leading the Shamrocks to a state championship and undefeated season.
- Brohm was named the Kentucky High School Player of the Decade for the 1980s and was inducted into the Kentucky High School Athletic Association Hall of Fame in 2014.
- A native of Louisville, Brohm (born April 24, 1971) earned his bachelor's degree in business administration in 1994.
- He and his wife, Jennifer, have a son, Brady, and a daughter, Brooke.
- Jeff is one of four family members to be a football letterwinner at Louisville, along with his father, Oscar (quarterback 1966-69), and brothers, Greg (wide receiver 1989-92) and Brian (quarterback 2004-07).
- The Brohm family, including mother, Donna, and sister, Kim, was inducted into the Louisville Catholic Sports Hall of Fame in 2013.

**"Early on we identified (Jeff Brohm) as the coach that we felt was best equipped to lead Purdue football to great success in the years ahead."**

- Mike Bobinski, Director of Athletics

**► BROHM BEHIND THE NUMBERS****Record Against...**

Conference Foes: 25-10  
 Non-Conference Foes: 12-6  
 AP Top 25 Teams: 1-5  
 Teams in Bowl Game: 3-0  
 Big Ten Conference: 4-7  
 Teams Over .500 (End of Season): 14-4

**Other Records**

Home Record: 21-4  
 Away Record: 13-11  
 Neutral Site Record: 3-1  
 Winning at the Half: 29-8

**Percent of Games Brohm Teams...**

Score 30+ Points: 77.4 percent  
 Score 40+ Points: 54.7 percent  
 Score 50+ Points: 30.2 percent  
 Lead at Halftime: 69.8 percent  
 Lead after Third Quarter: 71.7 percent

**Red Zone Numbers**

Score in Red Zone: 86.8 percent  
 Score a Touchdown in Red Zone: 65.5 percent  
 Score a Field Goal in Red Zone: 21.3 percent  
 Red Zone Trips Per Game: 4.8

**► BROHM GAME CONNECTIONS**

- Jeff Brohm was the quarterbacks coach and interim offensive coordinator for the Illinois Fighting Illini at this bowl in 2011. Then, it was named the Kraft Fight Hunger Bowl. Brohm's offense put up 20 points, including 17 in the second half, to knock off UCLA 20-14.
- Brohm was a quarterback for the San Francisco 49ers from 1997 to 1998. He played in eight games and completed 37 of 58 passes for 353 yards, a touchdown and an interception.
- In 2010, Brohm was the quarterbacks coach at Illinois and faced Rich Rodriguez's Michigan team in Ann Arbor. Brohm's quarterbacks led the offense to 65 points, but the Wolverins pulled it out in three overtimes, 67-65. That is the most points ever allowed in a game by a Michigan team.
- While Brohm was at Louisville, the Cardinals played Rodriguez's West Virginia Mountaineers three times. In 2005 and 2006 with Brohm as quarterbacks coach, the Cardinals put up 44 points in both meetings, losing the 2005 game in three overtimes 46-44, before winning the 2006 game 44-34. In 2007, Brohm was the assistant head coach and passing game coordinator and the Cardinals fell at West Virginia 38-31.
- The Foster Farms Bowl will be Brohm's first game against a Pac-12 foe as a head coach.

**► BROHM IN BOWLS**

- Teams led by Jeff Brohm as a head coach are 3-0 in bowl games. Brohm's Western Kentucky teams won the Bahamas Bowl (2014), the Miami Beach Bowl (2015) and the Boca Raton Bowl (2016).
- As a player, Brohm went to two bowl games with Louisville, playing in one, and had a 2-0 record in those games. The Cardinals dominated Alabama in the 1991 Fiesta Bowl, winning 34-7, before beating Michigan State 18-7 in the 1993 Liberty Bowl. With pins in his broken right index finger, Brohm completed 19 of 29 passes for 197 yards and a touchdown in the Liberty Bowl.
- As an assistant coach, Brohm had four Louisville teams make bowl games - 2003 GMAC Bowl, 2004 Liberty Bowl, 2006 Gator Bowl and 2007 FedEx Orange Bowl. His teams were 2-2 in those games. Illinois went to, and won, bowl games in both of his years - 2010 Texas Bowl and 2011 Kraft Fight Hunger Bowl.
- In all bowl game experiences, Brohm teams are 9-2.



**P** ▶ BROHM SUPERLATIVES**Individual****Offense****Rushing Yards**

345, Leon Allen vs. Army (11/15/14)  
 237, Leon Allen at Marshall (11/28/14)  
**217, Markell Jones vs. Indiana (11/25/17)**  
 209, Anthony Wales vs. La. Tech (12/3/16)  
 193, Anthony Wales at North Texas (10/15/15)

**RUSHING ATTEMPTS**

36, Anthony Wales vs. La. Tech (12/3/16)  
 33, Leon Allen vs. Army (11/15/14)  
 33, Leon Allen at Marshall (11/28/14)  
 32, Leon Allen vs. Old Dominion (10/25/14)  
**31, Markell Jones vs. Indiana (11/25/17)**

**RUSHING TOUCHDOWNS**

4, Anthony Wales vs. FIU (11/5/16)  
 4, Anthony Wales at Old Dominion (10/31/15)  
 4, Anthony Wales vs. La. Tech (12/3/16)  
 3, Leon Allen vs. Army (11/15/14)  
 3, D'Andre Ferby at FIU (11/21/15)  
 3, Anthony Wales at Middle Tennessee (10/15/16)  
 3, Anthony Wales vs. UAB (10/4/14)

**2, Jackson Anthrop vs. Indiana (11/25/17)**

**PASSING YARDS**

593, Brandon Doughty at Middle Tenn. (9/13/14)  
 569, Brandon Doughty vs. Bowling Green (8/29/14)  
 517, Mike White vs. Rice (9/1/16)  
 491, Brandon Doughty at Marshall (11/28/14)  
 486, Brandon Doughty vs. C. Michigan (12/24/14)

**376, Elijah Sindelar at Northwestern (11/11/17)**

**PASS COMPLETIONS**

46, Brandon Doughty vs. Bowling Green (8/29/14)  
 43, Brandon Doughty at Middle Tenn. (9/13/14)  
 38, Brandon Doughty at Navy (9/27/14)  
 37, Brandon Doughty at LSU (10/24/15)  
**37, Elijah Sindelar at Northwestern (11/11/17)**

**PASS ATTEMPTS**

66, Brandon Doughty at Middle Tenn. (9/13/14)  
 61, Brandon Doughty at LSU (10/24/15)  
**60, Elijah Sindelar at Northwestern (11/11/17)**  
 56, Brandon Doughty vs. Bowling Green (8/29/14)  
 54, Brandon Doughty at Navy (9/27/14)

**PASSING TOUCHDOWNS**

8, Brandon Doughty at Marshall (11/28/14)  
 6, Brandon Doughty vs. Bowling Green (8/29/14)  
 6, Brandon Doughty vs. Miami (OH) (9/26/15)  
 5, Six times; Last: Mike White at LA Tech (10/6/16)  
**3, David Blough vs. Ohio (9/8/17)**  
**3, Elijah Sindelar at Iowa (11/18/17)**

**RECEPTIONS**

12, Taywan Taylor at Middle Tenn. (10/15/16)  
 12, Taywan Taylor vs. Bowling Green (8/29/14)  
 11, Nicholas Norris at Miami (OH) (9/17/16)  
 11, Jared Dangerfield vs. Miami (OH) (9/26/15)  
 11, Tyler Higbee at Indiana (9/19/15)  
**11, Jared Sparks at Northwestern (11/11/17)**

**RECEIVING YARDS**

197, Taywan Taylor at Middle Tenn. (10/15/16)  
 196, Taywan Taylor at Indiana (9/19/15)  
 194, Taywan Taylor vs. La. Tech (12/3/16)  
 187, Nicholas Norris at Miami (OH) (9/17/16)  
 185, Taywan Taylor vs. Bowling Green (8/29/14)  
**135, Anthony Mahoungou at Iowa (11/18/17)**  
**130, Jared Sparks at Northwestern (11/11/17)**

**RECEIVING TOUCHDOWNS**

3, Taywan Taylor vs. North Texas (11/12/16)  
 3, Taywan Taylor vs. ODU (10/22/16)  
 3, Nicholas Norris at La. Tech (10/6/16)  
 3, Taywan Taylor vs. Middle Tennessee (10/10/15)  
 3, Tyler Higbee at Marshall (11/28/14)  
**2, 20 Times; Twice at Purdue**  
**2, Jackson Anthrop vs. Louisville (9/2/17)**  
**2, Anthony Mahoungou at Iowa (11/18/17)**

**TOTAL OFFENSE**

579, Brandon Doughty at Middle Tenn. (9/13/14)  
 567, Brandon Doughty vs. Bowling Green (8/29/14)  
 517, Mike White vs. Rice (9/1/16)  
 495, Brandon Doughty at Indiana (9/19/15)  
 490, Brandon Doughty vs. C. Michigan (12/24/14)

**364, Elijah Sindelar at Northwestern (11/11/17)**

**Defense****TACKLES**

15, Daquall Randall vs. UAB (10/4/14)  
 14, Keith Brown at Marshall (11/26/16)  
 13, Keith Brown at Middle Tennessee (10/15/16)  
 13, Dejon Brown vs. FAU (11/7/15)  
 13, Branden Leston at Old Dominion (10/31/15)  
 13, T.J. McCollum at Old Dominion (10/31/15)

**12, T.J. McCollum vs. Minnesota (10/7/17)**

**12, Ja'Whaun Bentley at Wisconsin (10/14/17)**

**12, Ja'Whaun Bentley vs. Illinois (11/4/17)**

**12, Jacob Thieneman at Iowa (11/18/17)**

**TACKLES FOR LOSS**

**5.5, Gelen Robinson vs. Nebraska (10/28/17)**  
 4.0, T.J. McCollum at FIU (11/21/15)  
 4.0, Chris Johnson vs. Vanderbilt (9/24/16)  
**4.0, Antoine Miles at Iowa (11/18/17)**  
 3.5, Nick Holt at Old Dominion (10/31/15)

**SACKS**

3.0, Nick Holt at Old Dominion (10/31/15)  
 2.5, N. Dawson vs. La. Tech (12/3/16)  
**2.0, 11 times; Four times at Purdue**  
**2.0, Markus Bailey vs. Michigan (9/23/17)**  
**2.0, Gelen Robinson vs. Nebraska (10/28/17)**  
**2.0, Danny Ezechukwu vs. Illinois (11/4/17)**  
**2.0, Antoine Miles at Iowa (11/18/17)**

**INTERCEPTIONS**

3, Branden Leston at Marshall (11/28/14)  
 2, Nick Holt vs. Marshall (11/27/15)  
**1, nine times; last: Garrett Hudson vs. Indiana (11/25/17)**

**Special Teams****FIELD GOALS MADE**

4, Garrett Schwettman vs. La. Tech (9/10/15)  
 3, Garrett Schwettman vs. Middle Tenn. (10/10/15)  
 3, Skyler Simcox at Middle Tenn. (10/15/16)  
 3, Skyler Simcox at Marshall (11/26/16)  
 3, Skyler Simcox vs. La. Tech (12/3/16)

**2, Spencer Evans vs. Ohio (9/8/17)**

**2, Spencer Evans at Wisconsin (10/14/17)**

**2, J.D. Dellinger vs. Illinois (11/4/17)**

**PUNTING AVERAGE (MIN. 3 PUNTS)**

**50.0/3, Joe Schopper vs. Ohio (9/8/17)**  
**48.6/5, Joe Schopper vs. Louisville (9/2/17)**  
**48.2/4, Joe Schopper at Missouri (9/16/17)**  
 47.2/4, Jake Collins at FAU (10/29/16)  
 47.0/8, Jake Collins at Alabama (9/10/16)

**KICKOFF RETURN AVERAGE (MIN. 3 RETURNS)**

55.6/3, Kylen Towner at LA Tech (10/6/16)  
 48.6/3, Kylen Towner at Miami (OH) (9/17/16)  
 37.2/5, Kylen Towner vs. Old Dominion (10/25/14)  
 37.0/3, Kylen Towner vs. Rice (9/1/16)  
 28.3/3, Kylen Towner vs. Southern Miss (12/5/15)

**25.6/3, D.J. Knox vs. Minnesota (10/7/17)**

**PUNT RETURN AVERAGE (MIN. 2 RETURNS)**

26.0/2, Nacarius Fant at Miami (OH) (9/17/16)  
 22.6/3, Nacarius Fant vs. HBU (10/1/16)  
 18.5/2, Nacarius Fant vs. South Florida (12/21/15)  
 12.3/3, Kylen Towner vs. LA Tech (9/10/15)  
 8.0/3, Willie McNeal at Navy (9/27/14)

**4.5/2, Jackson Anthrop vs. Louisville (9/2/17)**

**BOLD denotes performance by Purdue player**

**P** ▶ BROHM BEHIND THE NUMBERS

|   | 2017 | Brohm Overall |
|---|------|---------------|
| <b>Record</b>                             | 6-6  | 36-16         |
| <b>Conference</b>                         | 4-5  | 25-10         |
| <b>Non-Conference</b>                     | 2-1  | 11-6          |
| <b>AAC</b>                                | -    | 1-0           |
| <b>ACC</b>                                | 0-1  | 0-1           |
| <b>Big Ten</b>                            | 4-5  | 4-7           |
| <b>Conference USA</b>                     | -    | 20-5          |
| <b>MAC</b>                                | 1-0  | 5-0           |
| <b>SEC</b>                                | 1-0  | 2-3           |
| <b>Home</b>                               | 4-2  | 21-4          |
| <b>Away</b>                               | 2-3  | 13-11         |
| <b>Neutral</b>                            | 0-1  | 2-1           |
| <b>Artificial Turf</b>                    | 2-3  | 29-11         |
| <b>Natural Grass</b>                      | 4-3  | 7-5           |
| <b>Day Games</b>                          | 5-3  | 27-9          |
| <b>Night Games</b>                        | 1-3  | 9-7           |
| <b>TV Games</b>                           | 6-6  | 33-15         |
| <b>ASN</b>                                | -    | 2-2           |
| <b>beIN Sports</b>                        | -    | 1-0           |
| <b>BTN</b>                                | 2-3  | 2-4           |
| <b>CBS Networks</b>                       | -    | 6-2           |
| <b>ESPN Networks</b>                      | 2-1  | 11-4          |
| <b>Fox Networks</b>                       | 1-2  | 10-3          |
| <b>SECN</b>                               | 1-0  | 1-0           |
| <b>In August</b>                          | -    | 1-0           |
| <b>In September</b>                       | 2-2  | 8-7           |
| <b>In October</b>                         | 1-3  | 10-7          |
| <b>In November</b>                        | 3-1  | 13-2          |
| <b>In December</b>                        | -    | 4-0           |
| <b>When Scoring First</b>                 | 6-1  | 28-4          |
| <b>When Opponent Scores First</b>         | 0-5  | 8-12          |
| <b>When Leading after 1st Quarter</b>     | 3-1  | 26-4          |
| <b>When Trailing after 1st Quarter</b>    | 1-3  | 5-9           |
| <b>When Tied after 1st Quarter</b>        | 2-2  | 5-3           |
| <b>When Leading at Half</b>               | 4-3  | 28-8          |
| <b>When Trailing at Half</b>              | 2-3  | 6-7           |
| <b>When Tied at Half</b>                  | -    | 2-1           |
| <b>When Leading after 3rd Quarter</b>     | 5-1  | 33-5          |
| <b>When Trailing after 3rd Quarter</b>    | 1-5  | 2-10          |
| <b>When Tied after 3rd Quarter</b>        | -    | 1-1           |
| <b>In Overtime Games</b>                  | -    | 2-2           |
| <b>Scoring &lt; 20 points</b>             | 0-4  | 1-6           |
| <b>Scoring 20+ points</b>                 | 6-2  | 35-10         |
| <b>Scoring 30+ points</b>                 | 4-0  | 33-6          |
| <b>Scoring 40+ points</b>                 | 1-0  | 26-2          |
| <b>Opponent scoring &lt; 20 points</b>    | 4-2  | 15-2          |
| <b>Opponent scoring 20+ points</b>        | 2-4  | 21-14         |
| <b>Opponent scoring 30+ points</b>        | 0-1  | 9-11          |
| <b>Opponent scoring 40+ points</b>        | -    | 5-7           |
| <b>Rushing for &lt; 100 yards</b>         | 1-4  | 5-8           |
| <b>Rushing for 100+ yards</b>             | 5-2  | 30-8          |
| <b>Rushing for 200+ yards</b>             | 4-1  | 18-2          |
| <b>Rushing for 300+ yards</b>             | -    | 1-0           |
| <b>Passing for &lt; 100 yards</b>         | -    | 0-0           |
| <b>Passing for 100+ yards</b>             | 6-6  | 36-16         |
| <b>Passing for 200+ yards</b>             | 5-2  | 34-10         |
| <b>Passing for 300+ yards</b>             | 1-1  | 23-6          |
| <b>Passing for 400+ yards</b>             | -    | 12-2          |
| <b>Total Offense &lt; 300 Yards</b>       | 1-2  | 2-4           |
| <b>Total Offense 300+ Yards</b>           | 5-4  | 33-12         |
| <b>Opp. has &lt; 300 yards total off.</b> | 3-1  | 12-1          |
| <b>Opp. has 300+ yards total off.</b>     | 3-5  | 24-15         |
| <b>Opp. rushes for &lt; 100 yards</b>     | 3-2  | 11-2          |
| <b>Opp. rushes for 100+ yards</b>         | 3-4  | 25-14         |
| <b>Opp. passes for 200+ yards</b>         | 2-5  | 15-13         |
| <b>Opp. passes for 300+ yards</b>         | 1-2  | 10-7          |
| <b>Having a 100-yard rusher</b>           | 2-0  | 22-4          |
| <b>Opp. has a 100-yard rusher</b>         | 1-2  | 12-7          |
| <b>Commit No Turnovers</b>                | 2-1  | 14-2          |
| <b>Win Turnover Battle</b>                | 3-2  | 22-4          |
| <b>Equal Turnovers as Opponent</b>        | 2-1  | 8-2           |
| <b>Lose Turnover Battle</b>               | 1-3  | 6-10          |
| <b>Lead Time of Possession</b>            | 4-1  | 15-2          |
| <b>Trail Time of Possession</b>           | 2-5  | 21-14         |
| <b>More Plays than Opponent</b>           | 3-1  | 19-5          |
| <b>Same Number of Plays as Opp.</b>       | -    | 2-0           |
| <b>Fewer Plays than Opponent</b>          | 3-5  | 15-11         |

**P** ▶ BROHM SUPERLATIVES

| Team  | Defense  | KICK RETURN  |
|---|--|--|
| <b>Offense</b>                                    | <b>Fewest First Downs</b>                                    | 98, Kylen Towner vs. LA Tech (9/10/15)^              |
| <b>FIRST DOWNS</b>                                | 7, vs. North Texas (11/12/16)                                | 94, Kylen Towner vs. Old Dominion (10/25/14)^        |
| 40, vs. Bowling Green (8/29/14)                   | <b>8, at Rutgers (10/21/17)</b>                              | 93, Kylen Towner at Marshall (11/26/16)^             |
| 37, at Marshall (11/28/14)                        | 10, at FIU (11/21/15)  | 87, Kylen Towner at LA Tech (10/6/16)                |
| 35, at North Texas (10/15/15)                     | <b>10, at Missouri (9/16/17)</b>                             | 79, Kylen Towner at Miami (OH) (9/17/16)             |
| --  | 12, at FAU (10/29/16)  | --   |
| <b>26, at Missouri (9/16/17)</b>                  | <b>FEWEST RUSH YARDS</b>                                     | <b>44, D.J. Knox vs. Minnesota (10/7/17)</b>         |
| <b>RUSHING YARDS</b>                              | 5, vs. La. Tech (12/3/16)                                    | <b>INTERCEPTION RETURN</b>                           |
| 383, vs. Army (11/15/14)                          | 31, vs. Marshall (11/27/15)                                  | 96, Juwan Gardner vs. Old Dominion (10/25/14)^       |
| 283, at North Texas (10/15/15)                    | <b>40, vs. Nebraska (10/28/17)</b>                           | 92, Wonderful Terry at FIU (11/21/15)^               |
| <b>279, at Rutgers (10/21/17)</b>                 | 64, at Illinois (9/6/14)                                     | 90, Wonderful Terry vs. UTEP (11/8/14)^              |
| <b>272, vs. Indiana (11/25/17)</b>                | 67, vs. Old Dominion (10/22/16)                              | 85, Ricardo Singh vs. UAB (10/4/14)^                 |
| 268, at FAU (10/29/16)                            | <b>70, at Missouri (9/16/17)</b>                             | <b>76, Ja'Whaun Bentley vs. Minnesota (10/7/17)^</b> |
| <b>263, vs. Ohio (9/8/17)</b>                     | <b>FEWEST PASS YARDS (Not including triple option teams)</b> | <b>FUMBLE RETURN</b>                                 |
| <b>RUSHING ATTEMPTS</b>                           | 77, at FAU (10/29/16)  | 95, Wonderful Terry at Illinois (9/6/14)^            |
| <b>50, at Missouri (9/16/17)</b>                  | <b>87, at Rutgers (10/21/17)</b>                             | 37, Cam Thomas vs. UAB (10/4/14)                     |
| 45, at FAU (10/29/16)                             | 95, at FIU (11/21/15)  | <b>32, Danny Ezechukwu vs. Louisville (9/2/17)</b>   |
| 45, vs. Old Dominion (10/25/14)                   | <b>101, vs. Minnesota (10/7/17)</b>                          | 26, Dejon Brown at FIU (11/21/15)                    |
| <b>44, vs. Ohio (9/8/17)</b>                      | 117, vs. North Texas (11/12/16)                              |  |
| <b>44, vs. Illinois (11/4/17)</b>                 | <b>133, at Missouri (9/16/17)</b>                            | <b>BOLD denotes performance by Purdue player</b>     |
| <b>43, vs. Indiana (11/25/17)</b>                 | <b>FEWEST TOTAL YARDS</b>                                    |  |
| <b>RUSHING TOUCHDOWNS</b>                         | 168, at FIU (11/21/15)                                       |  |
| 5, vs. FIU (11/5/16)                              | 202, at FAU (10/29/16)                                       |  |
| 5, at FIU (11/21/15)                              | <b>203, at Missouri (9/16/17)</b>                            |  |
| 4, vs. Army (11/15/14)                            | <b>217, at Rutgers (10/21/17)</b>                            |  |
| 4, at Old Dominion (10/31/15)                     | 224, vs. HBU (10/1/16)                                       |  |
| 4, vs. La. Tech (12/3/16)                         | <b>Longest Plays (^play resulted in TD)</b>                  |  |
| --  | <b>RUSH</b>  |  |
| <b>3, at Missouri (9/16/17)</b>                   | 85, Nicholas Norris vs. HBU (10/1/16)^                       |  |
| <b>PASSING YARDS</b>                              | 80, Leon Allen vs. Army (11/15/14)^                          |  |
| 593, at Middle Tennessee (9/13/14)                | 75, Anthony Wales vs. UAB (10/4/14)^                         |  |
| 569, vs. Bowling Green (8/29/14)                  | 59, Anthony Wales vs. FIU (11/5/16)^                         |  |
| 552, vs. Rice (9/1/16)                            | 59, Antwane Grant at FIU (11/21/15)^                         |  |
| --  | --   |  |
| <b>398, at Northwestern (11/11/17)</b>            | <b>41, D.J. Knox at Rutgers (10/21/17)</b>                   |  |
| <b>PASS ATTEMPTS</b>                              | <b>39, D.J. Knox vs. Indiana (11/25/17)</b>                  |  |
| 66, at Middle Tennessee (9/13/14)                 | <b>PASS</b>  |  |
| 61, at LSU (10/24/15)                             | 87, M. White to N. Norris vs. Rice (9/1/16)^                 |  |
| <b>61, at Northwestern (11/11/17)</b>             | 80, M. White to T. Taylor vs. HBU (10/1/16)^                 |  |
| <b>57, vs. Louisville (9/2/17)</b>                | 78, B. Doughty to T. Taylor at Indiana (9/19/15)^            |  |
| 56, vs. Bowling Green (8/29/14)                   | 76, M. White to N. Norris at FAU (10/29/16)^                 |  |
| <b>PASSING COMPLETIONS</b>                        | 75, M. White to T. Taylor vs. NT (11/12/16)^                 |  |
| 46, vs. Bowling Green (8/29/14)                   | 75, B. Doughty to T. Taylor at Marshall (11/18/14)^          |  |
| 43, at Middle Tennessee (9/13/14)                 | --   |  |
| 38, at Navy (9/27/14)                             | <b>62, D. Blough to C. Herdman vs. Ohio (9/8/17)^</b>        |  |
| <b>38, at Northwestern (11/11/17)</b>             | <b>54, E. Sindelar to C. Herdman at Missouri (9/16/17)</b>   |  |
| <b>33, vs. Louisville (9/2/17)</b>                | <b>PUNT</b>  |  |
| <b>PASSING TOUCHDOWNS</b>                         | <b>68, Joe Schopper at Iowa (11/18/17)</b>                   |  |
| 8, at Marshall (11/28/14)                         | <b>63, Joe Schopper at Missouri (9/16/17)</b>                |  |
| 6, Three times; Last: vs. Middle Tenn. (10/10/15) | 60, Jake Collins at FAU (10/29/16)                           |  |
| 5, Eight times; Last: vs. North Texas (11/12/16)  | 59, Jake Collins at North Texas (10/15/15)                   |  |
| --  | 58, Jake Collins vs. USF (12/21/15)                          |  |
| <b>4, vs. Louisville (9/2/17)</b>                 | <b>58, Joe Schopper at Rutgers (10/21/17)</b>                |  |
| <b>4, vs. Ohio (9/8/17)</b>                       | <b>FIELD GOAL</b>  |  |
| <b>TOTAL OFFENSE</b>                              | 52, Skyler Simcox at Middle Tennessee (10/15/16)             |  |
| 738, at Marshall (11/28/14)                       | 50, Skyler Simcox vs. HBU (10/1/16)                          |  |
| 718, at Middle Tennessee (9/13/14)                | <b>49, Spencer Evans at Wisconsin (10/14/17)</b>             |  |
| 708, vs. Bowling Green (8/29/14)                  | 47, Skyler Simcox at Marshall (11/26/16)                     |  |
| --  | 46, Garrett Schwettman vs. LA Tech (9/10/15)                 |  |
| <b>558, vs. Ohio (9/8/17)</b>                     | <b>PUNT RETURN</b>   |  |
| <b>POINTS</b>                                     | 50, Nacarius Fant vs. HBU (10/1/16)^                         |  |
| 67, at Marshall (66) (11/28/14)                   | 49, Nacarius Fant at Miami (OH) (9/17/16)^                   |  |
| 66, vs. Old Dominion (51) (10/25/14)              | 44, Nacarius Fant vs. Old Dominion (10/22/16)                |  |
| 63, at FIU (7) (11/21/15)                         | 37, Nacarius Fant vs. USF (12/21/15)                         |  |
| --  | 32, Kylen Towner vs. La. Tech (9/10/15)                      |  |
| <b>44, vs. Ohio (21) (9/8/17)</b>                 | 32, Kylen Towner at Marshall (11/26/16)                      |  |
|   | --   |  |
|   | <b>18, Race Johnson at Wisconsin (10/14/17)</b>              |  |

**P** ▶ BROHM'S RECORD AGAINST OPPONENTS

|                       |              |
|-----------------------|--------------|
| Alabama               | 0-1          |
| Arizona               | 0-0          |
| Army                  | 1-0          |
| Bowling Green         | 1-0          |
| Central Michigan      | 1-0          |
| Florida Atlantic      | 2-1          |
| Florida International | 2-0          |
| Houston Baptist       | 1-0          |
| Illinois              | 1-1          |
| Indiana               | 1-1          |
| Iowa                  | 1-0          |
| Louisiana Tech        | 2-2          |
| Louisville            | 0-1          |
| LSU                   | 0-1          |
| Marshall              | 3-0          |
| Miami (OH)            | 2-0          |
| Michigan              | 0-1          |
| Middle Tennessee      | 2-1          |
| Minnesota             | 1-0          |
| Missouri              | 1-0          |
| Navy                  | 1-0          |
| Nebraska              | 0-1          |
| North Texas           | 2-0          |
| Northwestern          | 0-1          |
| Ohio                  | 1-0          |
| Old Dominion          | 3-0          |
| Rice                  | 2-0          |
| Rutgers               | 0-1          |
| South Florida         | 1-0          |
| Southern Miss         | 1-0          |
| UAB                   | 0-1          |
| UTEP                  | 1-0          |
| UTSA                  | 1-0          |
| Vanderbilt            | 1-1          |
| Wisconsin             | 0-1          |
| <b>TOTAL</b>          | <b>36-16</b> |



**PURDUE HEAD COACH DEBUTS**

- Jeff Brohm's Purdue debut was against No. 16 Louisville in week one.
- It was just the second time a new Purdue head coach opened against a ranked opponent.
- Take a look at how Purdue's 36 full-time head coaches did in their first game leading the Boilermakers.

| Date       | Coach            | Opponent           | Result  |
|------------|------------------|--------------------|---------|
| 9/2/2017   | Jeff Brohm       | vs. #16 Louisville | L 28-35 |
| 8/31/2013  | Darrell Hazell   | at Cincinnati      | L 7-42  |
| 9/5/2009   | Danny Hope       | Toledo             | W 52-31 |
| 9/6/1997   | Joe Tiller       | at Toledo          | L 22-36 |
| 9/7/1991   | Jim Colletto     | Eastern Mich.      | W 49-3  |
| 9/12/1987  | Fred Akers       | at #12 Wash.       | L 10-28 |
| 9/11/1982  | Leon Burtnett    | Stanford           | L 14-35 |
| 9/10/1977  | Jim Young        | at Mich. State     | L 14-19 |
| 9/15/1973  | Alex Agase       | at Wisconsin       | W 14-13 |
| 9/19/1970  | Bob DeMoss       | Texas Christian    | W 15-0  |
| 9/29/1956  | Jack Mollenkopf  | Missouri           | W 16-7  |
| 9/27/1947  | Stu Holcomb      | at Wisconsin       | L 14-32 |
| 9/23/1944  | Cecil Isbell     | at Great Lakes     | L 18-27 |
| 9/26/1942  | Elmer Burnham    | Fordham            | L 7-14  |
| 9/25/1937  | Mal Edward       | Butler             | W 33-7  |
| 10/4/1930  | Noble Kizer      | Baylor             | W 20-7  |
| 10/7/1922  | Jim Phelan       | Milliken           | W 10-0  |
| 10/1/1921  | William Dietz    | Wabash             | L 0-9   |
| 10/26/1918 | Butch Scanlon    | DePauw             | L 7-9   |
| 10/7/1916  | Cleo O'Donnell   | DePauw             | W 13-0  |
| 10/4/1913  | Andy Smith       | Wabash             | W 26-0  |
| 10/8/1910  | Bill Horr        | Wabash             | L 0-3   |
| 10/3/1908  | Frederick Speik  | at Chicago         | L 0-39  |
| 10/12/1907 | Leigh Turner     | Wabash             | L 0-2   |
| 10/20/1906 | Myron Witham     | at Chicago         | L 0-39  |
| 9/23/1905  | Albert Hernstein | WPHS               | W 33-0  |
| 9/26/1903  | Oliver Cutts     | Englewood H.S.     | W 34-0  |
| 9/27/1902  | Charles Best     | Franklin           | W 56-0  |
| 10/8/1898  | Alpha Jamison    | Alumni             | L 0-6   |
| 10/2/1897  | William Church   | Illinois State     | W 28-0  |
| 10/3/1896  | S.M. Hammond     | Greer              | W 36-0  |
| 10/14/1893 | David Balliet    | Indiana            | W 64-0  |
| 10/24/1891 | Knowlton Ames    | at Wabash          | W 44-0  |
| 10/18/1890 | Clinton Hare     | at Chicago AU      | L 6-10  |
| 11/16/1889 | George Reisner   | DePauw             | W 34-10 |
| 10/29/1887 | Albert Berg      | at Butler          | L 6-48  |

**RECORD: 18-18****»Total TDs/Year**

|                                 |      |
|---------------------------------|------|
| 1. Jeff Brohm (Purdue)          | 61.5 |
| 2. Urban Meyer (Ohio State)     | 60.8 |
| 3. Kliff Kingsbury (Texas Tech) | 56.3 |
| 4. Nick Saban (Alabama)         | 55.8 |
| 5. Gary Patterson (TCU)         | 54.3 |

**»Red Zone Drives/Game**

|                                |      |
|--------------------------------|------|
| 1. Jeff Brohm (Purdue)         | 5.00 |
| 2. Urban Meyer (Ohio State)    | 4.90 |
| 3. Bobby Petrino (Louisville)  | 4.83 |
| 4. Mike Leach (Washington St.) | 4.83 |
| 5. Gary Patterson (TCU)        | 4.83 |

**»Percent of 1st Downs Gaining 50% of Needed**

|                                   |       |
|-----------------------------------|-------|
| 1. Urban Meyer (Ohio State)       | 52.6% |
| 2. Jeff Brohm (Purdue)            | 50.0% |
| 3. Dan Mullen (Mississippi State) | 49.6% |
| 4. Nick Saban (Alabama)           | 48.6% |
| 5. Gary Patterson (TCU)           | 48.4% |

**PURDUE HEAD COACH JEFF BROHM FBS HEAD COACH RANKS SINCE 2014****»10+ Yard Plays**

|                                 |        |
|---------------------------------|--------|
| 1. Bobby Petrino (Louisville)   | 25.09% |
| 1. Jeff Brohm (Purdue)          | 24.85% |
| 3. Jimbo Fisher (Florida State) | 24.80% |
| 4. Kliff Kingsbury (Texas Tech) | 24.59% |
| 5. Jason Candle (Toledo)        | 24.44% |

**»20+ Yard Plays**

|                                |       |
|--------------------------------|-------|
| 1. Jeff Brohm (Purdue)         | 9.45% |
| 2. Bobby Petrino (Louisville)  | 8.92% |
| 3. Mike Gundy (Oklahoma State) | 8.64% |
| 4. Mike Norvell (Memphis)      | 8.63% |
| 5. Brian Kelly (Notre Dame)    | 8.52% |

**»30+ Yard Plays**

|                                 |       |
|---------------------------------|-------|
| 1. Jeff Brohm (Purdue)          | 4.67% |
| 2. Bob Davie (New Mexico)       | 4.40% |
| 3. Mike Gundy (Oklahoma State)  | 4.39% |
| 4. Ken Niumatalolo (Navy)       | 4.36% |
| 5. Kliff Kingsbury (Texas Tech) | 4.22% |

**»Scoring Offense Per Game (min. 2nd year)**

|                                 |       |
|---------------------------------|-------|
| 1. Urban Meyer (Ohio State)     | 41.79 |
| 2. Gary Patterson (TCU)         | 40.28 |
| 3. Kliff Kingsbury (Texas Tech) | 39.88 |
| 4. Mike Norvell (Memphis)       | 39.71 |
| 5. Jeff Brohm (Purdue)          | 39.58 |

**»Scoring Offense - First Half**

|                                 |       |
|---------------------------------|-------|
| 1. Jeff Brohm (Purdue)          | 25.31 |
| 2. Kliff Kingsbury (Texas Tech) | 22.84 |
| 3. Mike Norvell (Memphis)       | 21.40 |
| 4. Urban Meyer (Ohio State)     | 21.29 |
| 5. Skip Holtz (La. Tech)        | 20.63 |

**»Scoring Offense - First Quarter**

|                                 |       |
|---------------------------------|-------|
| 1. Jeff Brohm (Purdue)          | 11.48 |
| 2. Kliff Kingsbury (Texas Tech) | 10.89 |
| 3. Gary Patterson (TCU)         | 10.63 |
| 4. Mike Norvell (Memphis)       | 10.20 |
| 5. Dabo Swinney (Clemson)       | 9.92  |

**»Scoring Offense - Second Quarter**

|                                 |       |
|---------------------------------|-------|
| 1. Jeff Brohm (Purdue)          | 13.83 |
| 2. Urban Meyer (Ohio State)     | 12.31 |
| 3. Tom Herman (Texas)           | 12.00 |
| 4. Kliff Kingsbury (Texas Tech) | 11.95 |
| 5. Scott Frost (UCF)            | 11.89 |

**»First Half Scoring Differential**

|                             |        |
|-----------------------------|--------|
| 1. Nick Saban (Alabama)     | +13.48 |
| 2. Dabo Swinney (Clemson)   | +12.92 |
| 3. Urban Meyer (Ohio State) | +12.81 |
| 4. Jeff Brohm (Purdue)      | +12.19 |
| 5. Jim Harbaugh (Michigan)  | +10.21 |

**»First Quarter Scoring Differential**

|                               |       |
|-------------------------------|-------|
| 1. Dabo Swinney (Clemson)     | +6.50 |
| 2. Nick Saban (Alabama)       | +5.87 |
| 3. Jeff Brohm (Purdue)        | +5.75 |
| 4. Urban Meyer (Ohio State)   | +5.44 |
| 5. Bryan Harsin (Boise State) | +5.13 |

**»Second Quarter Scoring Differential**

|                             |       |
|-----------------------------|-------|
| 1. Nick Saban (Alabama)     | +7.62 |
| 2. Urban Meyer (Ohio State) | +7.38 |
| 3. Scott Frost (UCF)        | +6.84 |
| 4. Jim Harbaugh (Michigan)  | +6.79 |
| 5. Jeff Brohm (Purdue)      | +6.44 |

**»Points Per Possession (min. 2nd year)**

|                             |      |
|-----------------------------|------|
| 1. Jeff Brohm (Purdue)      | 2.68 |
| 2. Ken Niumatalolo (Navy)   | 2.62 |
| 3. Urban Meyer (Ohio State) | 2.54 |
| 4. Jason Candle (Toledo)    | 2.45 |
| 5. Skip Holtz (La. Tech)    | 2.38 |

**»Percent of Scoring Possessions (min. 2nd year)**

|                             |       |
|-----------------------------|-------|
| 1. Jeff Brohm (Purdue)      | 49.84 |
| 2. Ken Niumatalolo (Navy)   | 46.75 |
| 3. Urban Meyer (Ohio State) | 46.10 |
| 4. Jason Candle (Toledo)    | 45.96 |
| 5. Skip Holtz (La. Tech)    | 45.70 |

**»Percent of TD Possessions (min. 2nd year)**

|                                 |        |
|---------------------------------|--------|
| 1. Ken Niumatalolo (Navy)       | 40.45% |
| 2. Jeff Brohm (Purdue)          | 39.66% |
| 3. Urban Meyer (Ohio State)     | 38.63% |
| 4. Jason Candle (Toledo)        | 35.74% |
| 5. Kliff Kingsbury (Texas Tech) | 35.12% |

**»Plays Per Point (min. 2nd year)**

|                             |      |
|-----------------------------|------|
| 1. Urban Meyer (Ohio State) | 1.79 |
| 2. Nick Saban (Alabama)     | 1.88 |
| 3. Mike Norvell (Memphis)   | 1.89 |
| 4. Skip Holtz (La. Tech)    | 1.92 |
| 5. Jeff Brohm (Purdue)      | 1.93 |

**»Yards Per Play (min. 2nd year)**

|                                 |      |
|---------------------------------|------|
| 1. Jeff Brohm (Purdue)          | 7.06 |
| 2. Jason Candle (Toledo)        | 6.99 |
| 3. Kliff Kingsbury (Texas Tech) | 6.70 |
| 4. Barry Odom (Missouri)        | 6.65 |
| 5. Skip Holtz (La. Tech)        | 6.62 |

**»Pts/Possession Differential (min. 2nd year)**

|                             |       |
|-----------------------------|-------|
| 1. Urban Meyer (Ohio State) | +1.45 |
| 2. Nick Saban (Alabama)     | +1.33 |
| 3. Jim Harbaugh (Michigan)  | +1.16 |
| 4. Dabo Swinney (Clemson)   | +0.95 |
| 5. Jeff Brohm (Purdue)      | +0.81 |

**»Lowest Punt Percentage (min. 2nd year)**

|                                 |        |
|---------------------------------|--------|
| 1. Ken Niumatalolo (Navy)       | 27.03% |
| 2. Jeff Brohm (Purdue)          | 27.59% |
| 3. Kliff Kingsbury (Texas Tech) | 28.88% |
| 4. Urban Meyer (Ohio State)     | 29.41% |
| 5. Paul Johnson (Georgia Tech)  | 29.83% |

**»Completion Percentage (min. 2nd year)**

|                                |        |
|--------------------------------|--------|
| 1. Mike Leach (Washington St.) | 68.06% |
| 2. Jeff Brohm (Purdue)         | 66.99% |
| 3. Dabo Swinney (Clemson)      | 66.67% |
| 4. Jason Candle (Toledo)       | 66.62% |
| 5. P.J. Fleck (Minnesota)      | 66.49% |

**»Yards Per Attempt (min. 2nd year)**

|                             |       |
|-----------------------------|-------|
| 1. Troy Calhoun (Air Force) | 10.52 |
| 2. Ken Niumatalolo (Navy)   | 10.07 |
| 3. Jason Candle (Toledo)    | 9.57  |
| 4. P.J. Fleck (Minnesota)   | 9.12  |
| 5. Jeff Brohm (Purdue)      | 9.08  |

**»Scoring Offense - Conference Gm (min. 2nd year)**

|                                  |       |
|----------------------------------|-------|
| 1. Jeff Brohm (Purdue)           | 44.13 |
| 2. Urban Meyer (Ohio State)      | 42.13 |
| 3. Blake Anderson (Arkansas St.) | 41.59 |
| 4. Skip Holtz (La. Tech)         | 39.07 |
| 5. Gary Patterson (TCU)          | 37.84 |

**»Pass Completions/Year**

|                                 |       |
|---------------------------------|-------|
| 1. Mike Leach (Washington St.)  | 439.0 |
| 2. Kliff Kingsbury (Texas Tech) | 338.0 |
| 3. Dino Babers (Syracuse)       | 315.3 |
| 4. Jeff Brohm (Purdue)          | 307.5 |
| 5. Dabo Swinney (Clemson)       | 304.5 |

**»Passing TDs/Year**

|                                 |      |
|---------------------------------|------|
| 1. Jeff Brohm (Purdue)          | 38.8 |
| 2. Mike Leach (Washington St.)  | 37.8 |
| 3. Kliff Kingsbury (Texas Tech) | 36.5 |
| 4. Jason Candle (Toledo)        | 31.0 |
| 5. Gary Patterson (TCU)         | 28.0 |

# 2017 Depth Chart

## Offense

|           |  |
|-----------|--|
| <b>WR</b> | 21 Anthony Mahoungou, Sr., 6-3, 210, Paris, France         |
|           | 12 Jared Sparks, R-Fr., 6-1, 205, Geismar, La.             |
| <b>LT</b> | 60 Eric Swingler, Jr., 6-6, 305, Munster, Ind.             |
|           | 55 Mike Mendez, So., 6-4, 295, Los Fresnos, Texas          |
| <b>LG</b> | 75 Shane Evans, Jr., 6-4, 310, Crystal Lake, Ill.          |
|           | 55 Mike Mendez, So., 6-4, 295, Los Fresnos, Texas          |
|           | 68 Peyton Truitt, So., 6-5, 285, West Lafayette, Ind.      |
| <b>C</b>  | 53 Kirk Barron, Jr., 6-2, 305, Mishawaka, Ind.             |
|           | 75 Shane Evans, Jr., 6-4, 310, Crystal Lake, Ill.          |
|           | 51 Bryce Brown, R-Fr., 6-1, 280, Evansville, Ind.          |
| <b>RG</b> | 79 Matt McCann, So., 6-6, 315, Fishers, Ind.               |
|           | 50 Bearooz Yacoobi, Jr., 6-5, 300, Dearborn, Mich.         |
| <b>RT</b> | 70 David Steinmetz, GR, 6-8, 310, Grafton, Mass.           |
|           | 73 Ethan Smart, Jr., 6-6, 310, Sothaven, Miss.             |
| <b>TE</b> | 88 Cole Herdman, Jr., 6-4, 240, Leesburg, Va.              |
|           | 89 Brycen Hopkins, So., 6-5, 240, Nashville, Tenn.         |
|           | 81 Darius Pittman, Fr., 6-3, 250, Gulfport, Miss.          |
| <b>WR</b> | 33 Jackson Anthrop, R-Fr., 5-11, 185, West Lafayette, Ind. |
|           | 9 Terry Wright, Jr., 5-11, 180, Memphis, Tenn.             |
|           | 18 KeyRon Catlett, Fr., 5-10, 180, Hopkinsville, Ky.       |
| <b>WR</b> | 80 Jarrett Burgess, Jr., 6-3, 220, Miami, Fla.             |
|           | 10 Gregory Phillips, 5th, 6-0, 200, Atlanta, Ga.           |
|           | 7 Isaac Zico, Jr., 6-1, 190, Milledgeville, Ga.            |
| <b>QB</b> | 2 Elijah Sindelar, So., 6-4, 230, Princeton, Ky.           |
|           | 12 Jared Sparks, R-Fr., 6-1, 205, Geismar, La.             |
| <b>RB</b> | 1 D.J. Knox, Jr., 5-7, 210, Fairburn, Ga.                  |
|           | 8 Markell Jones, Jr., 5-11, 200, Columbus, Ind.            |
|           | 37 Brian Lankford-Johnson, So., 6-0, 190, St. Paul, Minn.  |

## Defense

|            |  |
|------------|--|
| <b>DE</b>  | 45 Austin Larkin, Sr., 6-3, 255, San Ramon, Calif.   |
|            | 11 Antoine Miles, 5th, 6-2, 250, Canton, Ohio        |
| <b>DT</b>  | 9 Lorenzo Neal, So., 6-2, 325, Houston, Texas        |
| or         | 7 Eddy Wilson, Jr., 6-4, 295 Pontiac, Mich.          |
| <b>DT</b>  | 13 Gelen Robinson, Sr., 6-1, 280, Schererville, Ind. |
|            | 44 Anthony Watts, R-Fr., 6-4, 295, Houston, Texas    |
| <b>DE</b>  | 36 Danny Ezechukwu, 5th, 6-2, 250, Lithonia, Ga.     |
|            | 98 Kai Higgins, So., 6-4, 240, Pomona, Calif.        |
| <b>WLB</b> | 6 T.J. McCollum, GR, 6-3, 235, Birmingham, Ala.      |
|            | 55 Derrick Barnes, Fr., 6-1, 250, Covington, Ky.     |
| <b>MLB</b> | 4 Ja'Whaun Bentley, Sr., 6-2, 260, Glenarden, Md.    |
|            | 16 Garrett Hudson, 5th, 6-2, 245, Tallahassee, Fla.  |
| <b>SLB</b> | 21 Markus Bailey, So., 6-1, 235, Columbus, Ohio      |
|            | 48 Rob Simmons, Jr., 6-5, 230, Philadelphia, Pa.     |
| <b>CB</b>  | 8 Josh Okonye, GR, 6-0, 200, Sugar Land, Texas       |
|            | 24 Tim Cason, Jr., 6-0, 195, Clarkston, Mich.        |
| <b>FS</b>  | 27 Navon Mosley, So., 6-0, 190, Pensacola, Fla.      |
|            | 5 T.J. Jallow, Jr., 6-2, 200, Olive Branch, Miss.    |
| <b>SS</b>  | 41 Jacob Thieneman, Jr., 6-2, 210, Noblesville, Ind. |
|            | 14 Antonio Blackmon, Jr., 6-0, 195, Fort Wayne, Ind. |
| <b>CB</b>  | 2 Da'Wan Hunte, 5th, 5-9, 190, Miami, Fla.           |
|            | 3 Kamal Hardy, Sr., 5-11, 185, Miramar, Fla.         |

## Specialists

|                        |  |
|------------------------|--|
| <b>Punter</b>          | 31 Joe Schopper, Jr., 6-0, 210, Indianapolis, Ind.         |
|                        | 96 Jake Herr, So., 6-5, 230, Carmel, Ind.                  |
| <b>Placekicker and</b> | 85 J.D. Dellinger, So., 6-2, 195, Charlotte, N.C.          |
|                        | 13 Spencer Evans, Jr., 6-1, 200, Arlington, Texas          |
| <b>Kickoffs</b>        | 13 Spencer Evans, Jr., 6-1, 200, Arlington, Texas          |
|                        | 43 Myles Homan, So., 6-1, 220, Cincinnati, Ohio            |
| <b>Long Snapper</b>    | 47 Ben Makowski, Jr., 6-2, 250, Osceola, Ind.              |
|                        | 48 Ryan Sadkowski, Jr., 5-11, 225, Glen Ellyn, Ill.        |
| <b>Holder</b>          | 31 Joe Schopper, Jr., 6-0, 210, Indianapolis, Ind.         |
|                        | 2 Elijah Sindelar, So., 6-4, 230, Princeton, Ky.           |
| <b>Kickoff Returns</b> | 1 D.J. Knox, Jr., 5-7, 210, Fairburn, Ga.                  |
|                        | 18 KeyRon Catlett, Fr., 5-10, 180, Hopkinsville, Ky.       |
| <b>Punt Returns</b>    | 33 Jackson Anthrop, R-Fr., 5-11, 185, West Lafayette, Ind. |
|                        | 7 Isaac Zico, Jr., 6-1, 190, Milledgeville, Ga.            |



## Depth Chart Notes

|    |   |  |   |   |
|----|---|--|---|---|
| WR |    | <b>#21 Anthony Mahoungou Sr.</b> , 6-3, 210, Paris, France           | <ul style="list-style-type: none"> <li>Team leader with 570 receiving yards and six touchdown receptions</li> <li>Took over the second half of the Iowa game, catching five straight passes for 118 yards and two TDs</li> <li>Big Ten co-Offensive Player of the Week for his Iowa performance - 7 catches for 135 yards and two TDs</li> <li>In Purdue's last three games, he had 12 catches for 248 yards and four touchdowns</li> </ul>                       |    |
|    |    | <b>#12 Jared Sparks</b><br>R-Fr., 6-1, 205, Geismar, La.             | <ul style="list-style-type: none"> <li>Purdue's first 100-yard receiving this season after catching 11 balls for 130 yards at Northwestern</li> <li>First Purdue freshman with a 100-yard receiving game since 2013</li> <li>Made five starts this season</li> <li>Also the team's No. 2 quarterback on the depth chart</li> </ul>  |    |
| LT |    | <b>#60 Eric Swingler Jr.</b> , 6-6, 305, Munster, Ind.               | <ul style="list-style-type: none"> <li>Started seven games on the offensive line this season</li> <li>Has appeared in all 12 games this season</li> <li>Joined the team as a walkon in 2015</li> </ul>  |    |
|    |    | <b>#55 Mike Mendez</b><br>So., 6-4, 295, Los Fresnos, Texas          | <ul style="list-style-type: none"> <li>Has three career starts, all last season</li> <li>Will also play the guard positions</li> </ul>  |    |
| LG |    | <b>#75 Shane Evans Jr.</b> , 6-4, 310, Crystal Lake, Ill.            | <ul style="list-style-type: none"> <li>Started all 12 games at left guard</li> <li>Transferred to Purdue from Northern Illinois in the fall</li> <li>Appeared in 18 games over the last two years at Northern Illinois</li> </ul>   |    |
|    |   | <b>#68 Peyton Truitt</b><br>So., 6-5, 285, West Lafayette, Ind.      | <ul style="list-style-type: none"> <li>Reserve on the offensive line</li> <li>Has appeared in the last two games</li> </ul>   |   |
| C  |  | <b>#53 Kirk Barron</b><br>Jr., 6-2, 305, Mishawaka, Ind.             | <ul style="list-style-type: none"> <li>Honorable mention All-Big Ten by the media</li> <li>Has started the last 24 games at center</li> <li>Team captain</li> </ul>   |  |
|    |  | <b>#51 Bryce Brown</b><br>R-Fr., 6-1, 280, Evansville, Ind.          | <ul style="list-style-type: none"> <li>Reserve at offensive line</li> <li>Joined the team as a walkon before last season</li> </ul>   |  |
| RG |  | <b>#79 Matt McCann</b><br>So., 6-6, 315, Fishers, Ind.               | <ul style="list-style-type: none"> <li>Has started 22 games, including all 12 this season</li> <li>His father, Matthew, was on Purdue's basketball team in 1985 and 1986.</li> </ul>  |  |
|    |  | <b>#50 Bearooz Yacoobi</b><br>Jr., 6-5, 300, Dearborn, Mich.         | <ul style="list-style-type: none"> <li>Reserve at offensive line</li> <li>Majoring in building construction management technology and helped with Purdue's new football performance complex construction over the summer</li> </ul>   |  |
| RT |  | <b>#70 David Steinmetz</b><br>5th, 6-8, 310, Grafton, Mass.          | <ul style="list-style-type: none"> <li>Honorable mention All-Big Ten by the coaches and media</li> <li>Graduate transfer from the University of Rhode Island</li> <li>Started all 12 games at right tackle</li> <li>Started 31 games at Rhode Island in three seasons</li> </ul>  |  |
|    |  | <b>#73 Ethan Smart</b><br>Jr., 6-6, 310, Southaven, Miss.            | <ul style="list-style-type: none"> <li>Transfer from Northeast Mississippi Community College</li> </ul>   |  |
| TE |  | <b>#88 Cole Herdman</b><br>Jr., 6-4, 240, Leesburg, Va.              | <ul style="list-style-type: none"> <li>Has 20 started 20 games in his career</li> <li>Has at least one reception in 28 straight games, tied for the 18th longest active streak in FBS</li> <li>Averages 16.6 yards per catch this season, the second best average on the team (min. 2 receptions)</li> <li>Fourteen of his 19 receptions this year have gone for first downs</li> </ul>   |  |
|    |  | <b>#89 Brycen Hopkins</b><br>So., 6-5, 240, Nashville, Tenn.         | <ul style="list-style-type: none"> <li>Ranks third on the team with 324 receiving yards and three touchdown catches</li> <li>Fourteen of his 23 receptions this season have been for first downs</li> <li>Missed the Indiana game after he was injured recovering Iowa's onside kick attempt</li> <li>Had a touchdown catch in three of Purdue's first four games this season</li> </ul>  |  |
| WR |  | <b>#33 Jackson Anthrop</b><br>R-Fr., 5-11, 185, West Lafayette, Ind. | <ul style="list-style-type: none"> <li>Team's touchdown leader with seven on the season, including five receiving scores</li> <li>First freshman in school history with two receiving touchdowns in a season opener</li> <li>Had two rushing touchdowns against Indiana in the Old Oaken Bucket game</li> <li>Had 82 yards receiving and two touchdown catches in the opener against Louisville, both season highs</li> </ul>                                     |  |
|    |  | <b>#9 Terry Wright</b><br>Jr., 5-11, 180, Memphis, Tenn.             | <ul style="list-style-type: none"> <li>Fourth on the team with 29 receptions</li> <li>Transferred from Coffeyville Community College in the fall</li> <li>Started three games this season</li> <li>Tabbed by the staff in training camp as the team's fastest player</li> </ul>   |  |
| WR |  | <b>#80 Jarrett Burgess</b><br>Jr., 6-3, 220, Miami, Fla.             | <ul style="list-style-type: none"> <li>Played five seasons of Minor League Baseball for the Seattle Mariners organization and turned 27 in August</li> <li>Started three games this season and has 11 catches for 130 yards and a touchdown</li> <li>Did not play football in high school to focus on baseball</li> <li>Threw 97 miles per hour as a pitcher before surgery forced him to switch to outfield</li> </ul>   |  |
|    |  | <b>#10 Gregory Phillips</b><br>Sr., 6-0, 200, Lithonia, Ga.          | <ul style="list-style-type: none"> <li>Has started 13 games in his career, including five this season</li> <li>Caught a two-point conversion pass to give Purdue a 7-point lead over Minnesota late in the game</li> <li>Third on the team with 30 catches</li> <li>Team captain</li> </ul>   |  |
| QB |  | <b>#2 Elijah Sindelar</b><br>So., 6-4, 230, Princeton, Ky.           | <ul style="list-style-type: none"> <li>Has started seven games and played in 11 this season</li> <li>Since David Blough's injury, he is 76-128 (.594) for 796 yards, eight touchdowns and one interception</li> <li>Completed 37 passes at Northwestern, the most by a Purdue QB since 2009</li> <li>Majoring in electrical engineering with an emphasis on power and energy</li> </ul>   |  |
|    |  | <b>#12 Jared Sparks</b><br>R-Fr., 6-1, 205, Geismar, La.             | <ul style="list-style-type: none"> <li>Has been the team's No. 2 quarterback since David Blough went down with injury against Illinois</li> <li>Has played in all 12 games and made five starts, with four at wide receiving and one at running back</li> <li>Has lined up at quarterback this season, but has not attempted a pass</li> <li>Had 130 yards receiving at Northwestern, the first FBS No. 2 QB with a 100-yard receiving game since 2013</li> </ul> |  |
| RB |  | <b>#1 D.J. Knox</b><br>Jr., 5-7, 210, Fairburn, Ga.                  | <ul style="list-style-type: none"> <li>Has played in all 12 games this season with five starts</li> <li>Had a season-high 85 yards rushing against Illinois; also had 84 rushing yards at Rutgers</li> <li>Missed last season as he recovered from a torn ACL</li> <li>Has one game in his career over 100 yards rushing - at Marshall in 2015</li> </ul>   |  |
|    |  | <b>#8 Markell Jones</b><br>Jr., 5-11, 200, Columbus, Ind.            | <ul style="list-style-type: none"> <li>Rushed for a career-high 217 yards against Indiana - Purdue's first 200-yard back in a B1G game since 2000</li> <li>Has played in nine games this season, including two starts</li> <li>Ranks 13th in school history with 1,968 career rushing yards</li> <li>Scored the game-winning touchdown against Minnesota on a 12-yard rush with 1:17 remaining</li> </ul>   |  |

## Depth Chart Notes

DE



**#45 Austin Larkin**  
5th, 6-3, 255, San Ramon, Calif.

- Has started 17 games in two seasons for Purdue, including 11 this year
- Recorded a season-high six tackles, including one for loss, at Northwestern
- Forced a fumble against Ohio that resulted in a Purdue field goal
- Transferred to Purdue from City College of San Francisco, after originally attending Notre Dame



DT



**#11 Antoine Miles**  
5th, 6-2, 250, Canton, Ohio

- Has started six career games, though none this season
- Was huge in Purdue's win at Iowa, recording four tackles, all for loss, including 2.0 sacks
- Ranks fifth on the team with 5.5 tackles for loss on the year
- For his career, has 11.5 tackles for loss and six sacks, as well as a forced fumble



DT



**#9 Lorenzo Neal**  
So., 6-2, 325, Houston, Texas

- Honorable mention All-Big Ten by the coaches and media
- Has 14 career starts, including 11 this season
- Tied for the team lead with two forced fumbles after knocking the ball loose at Wisconsin and vs. Michigan
- Son of 16-year NFL veteran fullback Lorenzo Neal, who now co-hosts a San Francisco radio show

**#7 Eddy Wilson**  
Jr., 6-4, 295, Pontiac, Mich.

- Has 10 career starts, including one this season against Michigan
- For his career, has 8.5 tackles for loss, including 3.5 sacks
- Had a season-high five tackles against Nebraska
- In win at Iowa, had a third-down sack for a loss of nine to force the Hawkeyes to punt from Purdue's 34



DE



**#13 Golen Robinson**  
Sr., 6-1, 280, Schererville, Ind.

- Third team All-Big Ten by the coaches and Honorable mention All-Big Ten by the media
- Had 5.5 TFLs against Nebraska, fifth most in a single game in school history
- Has 32.5 career TFLs, 17th in school history, including 12.5 sacks, t-16th in school history
- Son of NBA and Purdue legend Glenn Robinson, brother of Glenn Robinson III of the Indiana Pacers
- Has appeared in eight games and has one tackle this season

**#44 Anthony Watts**  
R-Fr., 6-4, 295, Houston, Texas



LB



**#36 Danny Ezechukwu**  
5th, 6-2, 250, Lithonia, Ga.

- Honorable mention All-Big Ten as voted by the coaches and media
- Ranks tied for fourth in FBS with three fumble recoveries this season
- Second on team with 5.0 sacks after switching from linebacker, where he played the previous three years
- Team captain

**#98 Kai Higgins**  
So., 6-4, 240, Pomona, Calif.

- Has appeared in 11 games this season and has two tackles
- Transferred to Purdue after playing last season at Chaffey College, near Los Angeles



LB



**#6 T.J. McCollum**  
5th, 6-3, 235, Birmingham, Ala.

- Has started 33 collegiate games, including eight in nine appearances this season
- Has five games this season with at least nine tackles, including 12 against Minnesota
- Missed the Wisconsin, Rutgers, Nebraska and Illinois games with injury - three losses and a win
- Transferred to Purdue after playing two seasons at Western Kentucky and one at UAB

**#55 Derrick Barnes**  
Fr., 6-1, 250, Covington, Ky.

- Has appeared in 11 games, including two starts
- Made his first collegiate appearance against Ohio after Jeff Brohm decided he needed more depth
- Had a season-high five tackles in Purdue's win at Missouri
- Forced a fumble against Illinois



LB



**#4 Ja'Whaun Bentley**  
Sr., 6-2, 260, Glenarden, Md.

- First team All-American according to Pro Football Focus; Honorable Mention All-BIG by coaches and media
- Graded the top overall run-stopping linebacker in the country by PFF
- Has 27.5 career tackles for loss, which is 0.5 shy of Purdue's all-time top 20
- Three-time team captain, the first in school history and one of just four active in the country

**#16 Garrett Hudson**  
5th, 6-2, 245, Tallahassee, Fla.

- Has seven career starts, including four this season
- Started against Indiana and made his first career INT on the defense's first play of the game to set up a TD
- Has blocked two punts this season, which is tied for Purdue's single-season record
- Has 31 tackles this season, one shy of his career high



CB



**#21 Markus Bailey**  
So., 6-1, 235, Columbus, Ohio

- Honorable mention All-Big Ten by the media
- Leads the team with 7.0 sacks this season; total is 1.0 shy of Purdue's single-season top 15
- Second on the team in TFLs (10) and tackles (78); tied for second in INTs (1) and fumble recoveries (1)
- For his career, has 16 TFLs, 7.0 sacks, five interceptions, a forced fumble and fumble recovery

**#48 Rob Simmons**  
Jr., 6-5, 230, Philadelphia, Pa.

- Appears as a reserve and on special teams
- Transferred to Purdue from Valley Forge Military Academy



FS




**#8 Josh Okonye**  
5th, 6-0, 200, Sugar Land, Texas

- Honorable mention All-Big Ten by the media
- Has started all 12 games and has 56 tackles, 4.5 for loss, including a sack
- Graduate transferred to Purdue from Wake Forest after earning a degree in health and exercise
- Played for position coach Derrick Jackson at Wake Forest before both came to Purdue this season

**#24 Tim Cason**  
Jr., 6-0, 195, Clarkston, Mich.

- Has appeared in two games this season and has a forced fumble
- Started seven games at cornerback last season



SS



**#27 Navon Mosley**  
So., 6-0, 190, West Bloomfield, Mich.

- Appeared in all 12 games, including 11 starts this season
- Second team All-Big Ten by Pro Football Focus
- Leads the team with two interceptions, including one in the fourth quarter in Purdue's win at Iowa
- Recovered a fumble in Purdue's win against Minnesota

**#5 T.J. Jallow**  
Jr., 6-2, 200, Olive Branch, Miss.

- Has appeared in eight games, including two starts
- Has 16 tackles, including one for loss on the season
- Transferred to Purdue before the season from East Mississippi Community College



CB



**#41 Jacob Thieneman**  
Jr., 6-1, 210, Noblesville, Ind.

- Has appeared in 12 games this season, including 11 starts, and is third on the team in tackles
- Had an interception in the fourth quarter against Illinois which set up a touchdown to give Purdue a 29-10 lead
- Recovered a fumble in the season opener against Louisville
- Joined the team as a walkon in 2014

**#14 Antonio Blackmon**  
Jr., 6-0, 195, Fort Wayne, Ind.

- Appeared in 10 games this season
- Recovered a fumbled punt at Iowa, which led to a field goal and gave Purdue a 24-9 lead with 3:55 remaining
- Joined the team as a walkon in the spring of 2015



**#2 Da'Wan Hunte**  
5th, 5-9, 190, Miami, Fla.

- Has appeared and started in 11 games this season, missing the Illinois game with injury
- Picked off his first career pass at Wisconsin earlier this season and returned it 42 yards
- Has eight passes defended and seven PBU's this season
- Team captain

**#3 Kamal Hardy**  
Jr., 5-11, 185, Miramar, Fla.

- Has appeared in eight games and made one start this season
- Picked off the first pass of his career in the fourth quarter at Missouri
- Transferred to Purdue before last season from Monroe College



## Depth Chart Notes

P

**#31 Joe Schopper**  
Jr., 6-0, 210, Indianapolis, Ind.


- Has 67 punts with an average of 40.2 yards, 28 downed inside the 20, 38 fair caught and a long of 68
- Tied for ninth in the country with 28 punts inside the 20 this season
- Has the fifth-highest punts-inside-the-20 percentage of punters with at least 65 attempts this year
- Is 4-for-4 on fake punts with two pass completions, a 13-yard rush and a drawn pass interference



PK

**#85 J.D. Dellinger**  
So., 6-2, 195, Charlotte, N.C.

- Has made 19 field goals in his career, which ranks 11th in school history
- This season, is 9 of 12 on field goals with a long of 40 yards
- For his career is 19 of 26 on field goals with a career long of 42 yards
- In a kicking rotation with Spencer Evans, as the two alternate field goals and extra points



PKIKO

**#13 Spencer Evans**  
Jr., 6-1, 200, Arlington, Texas


- Has made 7 of 10 field goals this season with a long of 49 yards at Wisconsin
- Has kicked off 55 times with 34 being downed in the end zone for a touchback
- Transferred to Purdue from Baylor, where he was kickoff specialist, in the fall
- In a kicking rotation for extra points and field goals with J.D. Dellinger



LS

**#47 Ben Makowski**  
Jr., 6-2, 250, Osceola, Ind.

- Has started all 36 games of his career at long snapper
- Caught a 22-yard pass from Joe Schopper on a fake punt at Northwestern
- Majoring in professional flight technology



H

**#31 Joe Schopper**  
Jr., 6-0, 210, Indianapolis, Ind.


- Has been Purdue's holder for every game this year and last
- Has completed two passes this season, both were on fake punts



KR

**#1 D.J. Knox**  
Jr., 5-7, 210, Fairburn, Ga.

- Leads the team with 16 kick returns on the season, with an average of 18.0 yards per return
- Has a long return of 44 yards, which came against Minnesota to set up Purdue's game-winning drive



KR

**#18 KeyRon Catlett**  
Fr., 5-10, 180, Hopkinsville, Ky.

- Second on the team with five kickoff returns for the season
- Has a long return of 21 yards



PR

**#33 Jackson Anthrop**  
R-Fr., 5-11, 185, West Lafayette, Ind.

- Purdue's primary punt return man all season
- Has 17 returns for 30 yards


**P** PURDUE PRONUNCIATION GUIDE

## ALPHABETICAL

|                       |                             |
|-----------------------|-----------------------------|
| #11 David Blough      | Rhymes with 'Plow'          |
| #43 Andy Chelf        | CH-elf (hard CH)            |
| #36 Danny Ezechukwu   | easy-CHOO-coo               |
| #57 Semisi Fakasiieki | SAH-mee-SI FHAK-uh-see-ECKI |
| #20 Benaiah Franklin  | BEN-nye-UH                  |
| #25 Tario Fuller      | TAR-e-OH                    |
| #50 Keiwan Jones      | KEY-wan                     |
| #30 Tobias Larry      | TOE-by-US                   |
| #1 Dedrick Mackey     | DED-rick                    |
| #21 Anthony Mahoungou | MA-hoon-GOO                 |
| #27 Navon Mosley      | neh-VON                     |
| #8 Josh Okonye        | OH-cone-Yeh                 |
| #13 Gelen Robinson    | GEE-lynn                    |
| #38 Brennan Thieneman | THEEN-uh-MIN                |
| #41 Jacob Thieneman   | THEEN-uh-MIN                |
| #32 Jack Wegher       | weg-HER                     |
| #50 Bearooz Yacoobi   | BEAR-rooz YA-coo-BI         |
| #54 Mike Zeigler      | ZEE-gler                    |

## NUMERICAL

|                       |                             |
|-----------------------|-----------------------------|
| #1 Dedrick Mackey     | DED-rick                    |
| #8 Josh Okonye        | OH-cone-Yeh                 |
| #11 David Blough      | Rhymes with 'Plow'          |
| #13 Gelen Robinson    | GEE-lynn                    |
| #20 Benaiah Franklin  | BEN-nye-UH                  |
| #21 Anthony Mahoungou | MA-hoon-GOO                 |
| #25 Tario Fuller      | TAR-e-OH                    |
| #27 Navon Mosley      | neh-VON                     |
| #30 Tobias Larry      | TOE-by-US                   |
| #32 Jack Wegher       | weg-HER                     |
| #36 Danny Ezechukwu   | easy-CHOO-coo               |
| #38 Brennan Thieneman | THEEN-uh-MIN                |
| #41 Jacob Thieneman   | THEEN-uh-MIN                |
| #43 Andy Chelf        | CH-elf (hard CH)            |
| #50 Keiwan Jones      | KEY-wan                     |
| #50 Bearooz Yacoobi   | BEAR-rooz YA-coo-BI         |
| #54 Mike Zeigler      | ZEE-gler                    |
| #57 Semisi Fakasiieki | SAH-mee-SI FHAK-uh-see-ECKI |



**P** ▶ WHERE ARE THEY?**IN THE PRESS BOX**

**Brian Brohm**  
Co-Offensive Coordinator/  
Quarterbacks



**Derrick Jackson**  
Cornerbacks

**ON THE SIDELINES**

**Jeff Brohm**  
Head Coach



**Nick Holt**  
Co-Defensive Coordinator/  
Linebackers



**Tony Levine**  
Special Teams Coordinator/  
Co-Offensive Coordinator/  
Tight Ends



**JaMarcus Shephard**  
Passing Game Coordinator/  
Wide Receivers



**Anthony Poindexter**  
Co-Defensive Coordinator/  
Secondary



**Dale Williams**  
Offensive Line



**Chris Barclay**  
Running Backs



**Reggie Johnson**  
Defensive Line

**Others in the Press Box****Quality Control**

Dan Rowe - Defense  
Ryan Wallace - Special Teams/Offense  
Kevin Wolthausen - Special Teams/Defense

**Graduate Assistants**

Joe Montag - Defense  
Justin Sinz - Offense

**P** ▶ BROHM'S FIRST YEAR RESULTS**Western Kentucky (2014)**

|       |                      |                |
|-------|----------------------|----------------|
| 8/29  | vs. Bowling Green    | W, 59-31       |
| 9/6   | at Illinois          | L, 34-42       |
| 9/13  | at Middle Tennessee  | L, 47-50 (3OT) |
| 9/27  | at Navy              | W, 36-27       |
| 10/4  | vs. UAB              | L, 39-42       |
| 10/18 | at Florida Atlantic  | L, 38-45       |
| 10/25 | vs. Old Dominion     | W, 66-51       |
| 11/1  | at Louisiana Tech    | L, 10-59       |
| 11/8  | vs. UTEP             | W, 35-27       |
| 11/15 | vs. Army             | W, 52-24       |
| 11/22 | vs. UTSA             | W, 45-7        |
| 11/28 | at Marshall          | W, 67-66 (OT)  |
| 12/24 | vs. Central Michigan | W, 49-48       |

**RECORD:** 8-5 (4-4 Conf. USA)

- WKU had four one possession losses. Those four losses were by 8, 7, 3 and 3 (5.3 per game).
- WKU had three road losses by a total of 18 points (6.0 per game).

**SETTING THE SCENE**

- Purdue heads to the Bay Area for the fourth time in program history, and first since 1991, as the Boilermakers return to a bowl game for the first time since 2012.
- The Boilermakers have played two other bowl games in the Golden State - the Jan. 2, 1967 Rose Bowl and Jan. 1, 2001 Rose Bowl.
- Purdue leads the series with Arizona 2-0. This is the first time the teams will meet in the postseason.
- Purdue won its final two games - at Iowa and against Indiana - to become bowl eligible.
- Purdue's 30th ranked rush defense (133.3 avg.) will be tasked with stopping the nation's third-ranked rushing offense (324.4 avg.).
- Jeff Brohm and Rich Rodriguez meet on the gridiron for the fifth time in their coaching careers and the first with both as head coaches.
- Brohm has led his team to a bowl game in all four years as a head coach.
- Eight Boilermaker players have ties to California, whether where they're from or went to a previous school.
- The bowl game is Purdue's 18th in program history and the Boilermakers have an overall record of 9-8 in postseason play.

**SERIES HISTORY**

- **Record:** 2-0
- **In West Lafayette:** Purdue leads 1-0
- **In Tucson:** Purdue leads 1-0
- **Neutral Site:** First Meeting
- **First Meeting:** Sept. 20, 2003 - W, 59-7
- **Last Meeting:** Sept. 17, 2005 - W, 31-24
- **Noteworthy:** The 25th-ranked Boilermakers beat Arizona in 2003 at Ross-Ade Stadium on their way to a 9-4 record and Capital One Bowl berth. Like this season, the Boilermakers faced a team from the ACC, Pac-12 (then Pac-10) and SEC that year.

**P** ▶ POINTS ALLOWED VS TEAM AVERAGES (Season averages with Purdue game (L) and without (R))

| Opponent     | Pts Allowed | Avg/Gm      | Diff.       |
|--------------|-------------|-------------|-------------|
| Louisville   | 35          | 39.0        | -4.5        |
| Ohio         | 21          | 38.9        | -17.9       |
| Missouri     | 3           | 39.3        | -36.3       |
| Michigan     | 28          | 25.8        | +2.2        |
| Minnesota    | 17          | 22.1        | -5.1        |
| Wisconsin    | 17          | 33.8        | -16.8       |
| Rutgers      | 14          | 18.0        | -4.0        |
| Nebraska     | 25          | 25.8        | -0.8        |
| Illinois     | 10          | 15.4        | -5.4        |
| Northwestern | 23          | 29.7        | -6.7        |
| Iowa         | 15          | 28.3        | -13.3       |
| Indiana      | 24          | 26.8        | -2.8        |
| <b>AVG.</b>  | <b>19.3</b> | <b>28.6</b> | <b>-9.3</b> |

**Purdue (2017)**

|       |                       |              |
|-------|-----------------------|--------------|
| 9/2   | vs. No. 16 Louisville | L, 28-35     |
| 9/8   | vs. Ohio              | W, 44-21     |
| 9/16  | at Missouri           | W, 35-3      |
| 9/23  | vs. No. 8 Michigan    | L, 10-28     |
| 10/7  | vs. Minnesota         | W, 31-17     |
| 10/14 | at No. 7 Wisconsin    | L, 9-17      |
| 10/21 | at Rutgers            | L, 12-14     |
| 10/28 | vs. Nebraska          | L, 24-25     |
| 11/4  | vs. Illinois          | W, 29-10     |
| 11/11 | at Northwestern       | L, 13-23     |
| 11/18 | at Iowa               | W, 24-15     |
| 11/25 | vs. Indiana           | W, 31-24     |
| 12/27 | vs. Arizona           | 8:30 p.m. ET |

**RECORD:** 6-6 (4-5 B1G)

- Purdue has four one possession losses. Those four losses were by 8, 7, 2 and 1 (4.5 per game).
- Purdue's three road losses are by a total of 20 points (6.7 per game).

**ON THIS DATE: DEC. 27**

- **Record:** 2-0
- **First Game:** 1980 - Won 28-25 over Missouri
- **Last Game:** 2011 - Won 37-32 over Western Michigan

| Year | Opponent              | Result   |
|------|-----------------------|----------|
| 2011 | vs. Western Michigan* | W, 37-32 |
| 1980 | vs. Missouri#         | W, 28-25 |

\*denotes Little Caesars Pizza Bowl in Detroit

#denotes Liberty Bowl in Memphis, Tennessee

**GAME 12 REWIND**

- The Boilermakers won the Old Oaken Bucket for the first time since 2012 and became bowl eligible with a 31-24 win over Indiana.
- Markell Jones led the way with 217 yards on the ground, the fifth-most by a player on either team in the history of the rivalry. He was subsequently named the co-Big Ten Offensive Player of the Week.
- Senior Garrett Hudson picked off the first pass of his career on Indiana's first offensive play of the game to set up the Boilermakers' first score of the day on the next play.
- Anthony Mahoungou had a team-high 88 yards receiving and a touchdown in his final home game.
- Redshirt freshman Jackson Anthrop scored a pair of rushing touchdowns, the first two on the ground for his career. It was the second time this season he has scored two touchdowns in a game.
- Elijah Sindelar threw a pair of touchdown passes and zero interceptions. Since retaking the starting quarterback spot for the Northwestern game, Sindelar threw seven touchdowns and just one interception.
- Punter Joe Schopper successfully executed his fourth fake punt of the season, hitting Mike Little for 22 yards to set up a touchdown.

**PURDUE FOOTBALL QUICK FACTS**

Location.....West Lafayette, Indiana  
 Founded .....May 6, 1869  
 Conference.....Big Ten  
 Colors.....Old Gold and Black  
 Nickname .....Boilermakers  
 President.....Mitchell E. Daniels, Jr.  
 Athletics Director .....Mike Bobinski

First Season.....1887  
 All-Time Record .....606-560-48  
 All-Time Big Ten Record .....326-395-32  
 First Team All-Americans .....45 players, 51 times  
 First Team All-Big Ten .....132 players, 171 times  
 Bowl Appearances .....17  
 Bowl Wins .....9

Head Coach.....Jeff Brohm  
 Alma Mater .....Louisville, 1989  
 Career Record (Years).....36-16 (Fourth)  
 Purdue Record (Years).....6-6 (First)

2016 Record .....3-9  
 2016 Big Ten Record/Finish .....1-7/Seventh (West)  
 2016 Bowl Game.....None  
 2016 Bowl Result.....N/A

**BIG TEN STANDINGS**

| WEST          |            |            |
|---------------|------------|------------|
| School        | Big Ten    | Overall    |
| Wisconsin     | 9-0        | 12-1       |
| Northwestern  | 7-2        | 9-3        |
| <b>Purdue</b> | <b>4-5</b> | <b>6-6</b> |
| Iowa          | 4-5        | 7-5        |
| Nebraska      | 3-6        | 4-8        |
| Minnesota     | 2-7        | 5-7        |
| Illinois      | 0-9        | 2-10       |

| EAST           |         |         |
|----------------|---------|---------|
| School         | Big Ten | Overall |
| Ohio State     | 8-1     | 11-2    |
| Penn State     | 7-2     | 10-2    |
| Michigan State | 7-2     | 9-3     |
| Michigan       | 5-4     | 8-4     |
| Rutgers        | 3-6     | 4-8     |
| Indiana        | 2-7     | 5-7     |
| Maryland       | 2-7     | 4-8     |

**WHERE THEY'RE FROM****The 118 Purdue Players**

|                |    |
|----------------|----|
| Indiana        | 33 |
| Florida        | 15 |
| Georgia        | 9  |
| Texas          | 8  |
| California     | 7  |
| Illinois       | 7  |
| Kentucky       | 7  |
| Michigan       | 5  |
| Ohio           | 4  |
| Maryland       | 3  |
| Mississippi    | 3  |
| Tennessee      | 3  |
| North Carolina | 2  |
| Alabama        | 1  |
| Arizona        | 1  |
| France         | 1  |
| Louisiana      | 1  |
| Massachusetts  | 1  |
| Minnesota      | 1  |
| New Mexico     | 1  |
| Oklahoma       | 1  |
| Pennsylvania   | 1  |
| South Carolina | 1  |
| South Dakota   | 1  |
| Virginia       | 1  |

Total: 24 states, 1 foreign country

**CAREER FBS STARTS****LINEBACKERS**

#4 Ja'Whaun Bentley - 35  
 #6 T.J. McCollum - 33  
 #21 Markus Bailey - 24  
 #16 Garrett Hudson - 7  
 #55 Derrick Barnes - 2

**WIDE RECEIVERS**

#10 Gregory Phillips - 13  
 #33 Jackson Anthrop - 10  
 #21 Anthony Mahoungou - 9  
 #12 Jared Sparks - 5  
 #7 Isaac Zico - 3  
 #9 Terry Wright - 3  
 #80 Jarrett Burgess - 3

**TIGHT ENDS**

#88 Cole Herdman - 20  
 #89 Brycen Hopkins - 1

**DEFENSIVE LINE**

#36 Danny Ezechukwu - 34  
 #13 Gelen Robinson - 29  
 #45 Austin Larkin - 17  
 #9 Lorenzo Neal - 14  
 #7 Eddy Wilson - 10  
 #11 Antoine Miles - 6  
 #50 Keiwan Jones - 1

**SAFETIES**

#10 Navon Mosley - 21  
 #41 Jacob Thieneman - 12  
 #26 C.J. Parker - 5  
 #5 T.J. Jallow - 2

**CORNERBACKS**

#2 Da'Wan Hunte - 22  
 #8 Josh Okonye - 12  
 #24 Tim Cason - 7  
 #3 Kamal Hardy - 1  
 #23 Josh Hayes - 1

**OFFENSIVE LINE**

#53 Kirk Barron - 25  
 #79 Matt McCann - 21  
 #75 Shane Evans - 12  
 #70 David Steinmetz - 12  
 #60 Eric Swingler - 7  
 #78 Grant Hermanns - 6  
 #55 Michael Mendez - 3

**RUNNING BACKS**

#8 Markell Jones - 19  
 #1 D.J. Knox - 11  
 #34 Richie Worship - 4  
 #25 Tario Fuller - 3  
 #37 Brian Lankford-Johnson - 1

**QUARTERBACKS**

#11 David Blough - 25  
 #2 Elijah Sindelar - 7

**RAMPING UP THE PRESSURE**

- The Boilermakers have 72 tackles for loss, including 25 sacks on the season.
- Here is a game-by-game break down of Purdue's defensive pressure.

| Game            | TFLs      | Sacks     | Takeaways |
|-----------------|-----------|-----------|-----------|
| vs. Louisville  | 1         | 0         | 3         |
| Ohio            | 3         | 1         | 2         |
| at Missouri     | 4         | 0         | 3         |
| Michigan        | 8         | 4         | 2         |
| Minnesota       | 5         | 0         | 2         |
| at Wisconsin    | 8         | 1         | 3         |
| at Rutgers      | 7         | 1         | 0         |
| Nebraska        | 7         | 3         | 0         |
| Illinois        | 9         | 5         | 1         |
| at Northwestern | 6         | 1         | 0         |
| at Iowa         | 10        | 6         | 2         |
| Indiana         | 4         | 3         | 1         |
| <b>TOTAL</b>    | <b>72</b> | <b>25</b> | <b>19</b> |

- For the season, Purdue is averaging 6.0 tackles for loss and 2.1 sacks per game.
- In Big Ten play, the Boilermakers average 7.1 tackles for loss and 2.7 sacks per game.

**RUSH DEFENSE IMPROVEMENT**

- The Boilermakers ranked 115th in the country last season after allowing 238.4 rush yards per game.
- This season, the Boilermakers are 30th in the country, allowing 133.3 yards on the ground per game. That's 105.1 yards better per game.
- Purdue is tied for 18th in the country this season with five games holding an opponent under 100 yards rushing.
- The Boilermakers held four consecutive opponents under 100 yards rushing for the first time since 2004.
- The Boilermakers are 3-2 this season when they hold an opponent under 100 yards rushing with wins over Missouri, Illinois and Iowa.

**RUSH YARDS ALLOWED VS TEAM AVERAGES**

(Season averages with Purdue game (L) and without (R))

| Opponent     | Rush Yds     | Avg/Gm       | Diff.        |
|--------------|--------------|--------------|--------------|
| Louisville   | 146          | 249.9        | -103.9       |
| Ohio         | 173          | 244.2        | -71.2        |
| Missouri     | 70           | 199.6        | -129.6       |
| Michigan     | 139          | 186.3        | -47.3        |
| Minnesota    | 227          | 182.4        | +44.6        |
| Wisconsin    | 295          | 229.2        | +65.8        |
| Rutgers      | 130          | 147.1        | -17.1        |
| Nebraska     | 40           | 107.5        | -67.5        |
| Illinois     | 80           | 105.6        | -25.6        |
| Northwestern | 94           | 160.9        | -66.9        |
| Iowa         | 82           | 142.4        | -60.4        |
| Indiana      | 124          | 130.1        | -6.1         |
| <b>AVG.</b>  | <b>133.3</b> | <b>173.8</b> | <b>-40.5</b> |

| Opponent     | Rush Yds     | Avg/Gm       | Diff.        |
|--------------|--------------|--------------|--------------|
| Louisville   | 146          | 259.4        | -113.4       |
| Ohio         | 173          | 250.1        | -77.1        |
| Missouri     | 70           | 211.4        | -141.4       |
| Michigan     | 139          | 190.1        | -51.1        |
| Minnesota    | 227          | 178.4        | +48.6        |
| Wisconsin    | 295          | 223.7        | +71.3        |
| Rutgers      | 130          | 148.6        | -18.6        |
| Nebraska     | 40           | 113.6        | -73.6        |
| Illinois     | 80           | 107.9        | -27.9        |
| Northwestern | 94           | 167.0        | -73.0        |
| Iowa         | 82           | 147.9        | -65.9        |
| Indiana      | 124          | 130.6        | -6.6         |
| <b>AVG.</b>  | <b>133.3</b> | <b>177.4</b> | <b>-44.1</b> |

- Here is the national chart of rush defense improvement in yards allowed per game.

| School               | Improvement/Gm |
|----------------------|----------------|
| 1. Fresno State      | 130.1          |
| 2. Oregon            | 116.6          |
| 3. California        | 108.7          |
| <b>4. Purdue</b>     | <b>105.1</b>   |
| 5. TCU               | 95.8           |
| 6. Nevada            | 89.3           |
| 7. Northern Illinois | 88.5           |
| 8. Texas Tech        | 84.3           |
| 9. Texas             | 84.1           |
| 10. Iowa State       | 83.9           |

**»Games Holding Opponent Under 100 Rush Yds**

- Purdue has held five opponents under 100 yards rushing the season. That is the most by a Purdue team since 2004.
- Below is a list of how many times Purdue held an opponent under 100 yards rushing since 2000 ranked from most to least.

| Year        | Count    |
|-------------|----------|
| 1. 2002     | 7        |
| 2003        | 7        |
| 3. 2004     | 6        |
| 4. 2000     | 5        |
| <b>2017</b> | <b>5</b> |
| 6. 2007     | 4        |
| 2010        | 4        |
| 8. 2001     | 3        |
| 2005        | 3        |
| 2009        | 3        |
| 2012        | 3        |
| 12. 2006    | 2        |
| 2011        | 2        |
| 2013        | 2        |
| 2014        | 2        |
| 2015        | 2        |
| 17. 2016    | 1        |



**P ▶ COUNTDOWN TO KICKOFF****12**

The Foster Farms Bowl is the **12th** bowl game a Jeff Brohm team has been a part of. His teams are 9-2 in the previous 11.

**11**

Purdue ranks **11th** in the country in touchdown-to-interception ratio among programs that attempted at least 425 passes this season.

**10**

The Boilermaker defense allowed an average of 133.3 rush yards per game, which is the **10th**-best season average in the last 70 seasons.

**9**

The Foster Farms Bowl is Purdue's **ninth** game played in California in program history. The Boilermakers are 2-5-1 in the previous eight.

**8**

Since stepping in for the injured David Blough in the fourth quarter against Illinois, Elijah Sindelar has thrown **eight** touchdown passes and just one interception.

**7**

Markell Jones rushed for 217 yards against Indiana. His total is the **seventh**-most in a single game in school history.

**6**

In Purdue's **six** wins, the Boilermakers scored on their first offensive drive five times. In the **six** losses, they did not score on any of their first drives.

**5**

Purdue held **five** opponents under 100 yards rushing this season.

**4**

Including Arizona, Purdue's **four** non-conference opponents currently tout top-15 scoring offenses in the country (Arizona-6th, Missouri-10th, Louisville-13th, Ohio-14th).

**3**

Since 1964, the Boilermakers' 10 interceptions thrown are tied for the **third**-fewest in a season at Purdue.

**2**

J.D. Dellinger is 19 for 26 on field goals in his career. His 73.1 percent make rate is good for **second** in school history (min. 15 attempts).

**1**

Purdue is **No. 1** in the country in scoring defense improvement, holding opponents to 19.0 fewer points per game.

**0**

Teams led by Jeff Brohm as head coach have **zero** bowl losses.

**ENGINEERING THE OFFENSE**

- Third-year sophomore **Elijah Sindelar** has started seven games at quarterback this season. Sindelar split time with David Blough before Blough was injured against Illinois.
- Sindelar's starts are vs. Louisville, Ohio, at Wisconsin, at Rutgers, at Northwestern, at Iowa and Indiana.
- Sindelar is majoring in electrical engineering with an emphasis in power and energy.
- Only one other starting quarterback in the country is an engineering major - Louisiana true freshman Levi Lewis. Lewis, a civil engineer, has started three games this season for the Ragin' Cajuns.
- Since stepping in after Blough's injury against Illinois, Sindelar has completed 76 of 128 passes (.594) for 796 yards, eight touchdowns and one interception. Including the Illinois game, the Boilermakers won three of those four games.
- Over the last four games, Sindelar completed 20 of 30 pass attempts (.667) for 205 yards, three touchdowns and an interception in fourth quarters.

**»Sindelar vs. Louisville**

- First career start.
- Completed 15 of 31 passes for 118 yards and two touchdowns, the first two of his career.

**»Sindelar vs. Ohio**

- Second career start.
- Completed five of 11 passes for 60 yards and a touchdown.

**»Sindelar at Missouri**

- Entered the game in the second quarter.
- Completed four of six passes for 85 yards with a touchdown and interception.

**»Sindelar vs. Michigan**

- Entered in the second quarter.
- Completed seven of 16 passes for 103 yards and a touchdown.

**»Sindelar vs. Minnesota**

- Entered the game in the second quarter.
- Completed 19 of 26 passes for 248 yards and a touchdown.
- Led Purdue on a game-winning eight-play, 48 yard drive spanning 1:07. The drive was capped with a touchdown with 1:17 remaining to give Purdue a 24-17 lead.
- Was two for two for 43 yards, including a 37-yard completion to Anthony Mahoungou, which set up a 12-yard scoring rush by Markell Jones on the next play. Sindelar then completed a two-point conversion pass.
- Also led a go-ahead scoring drive to start the fourth quarter. There, he was three for five for 50 yards.

**»Sindelar at Wisconsin**

- Third career start.
- Completed 13 of 29 passes for 155 yards with an interception.

**»Sindelar at Rutgers**

- Fourth career start.
- Completed 15 of 29 passes for 138 yards with two interceptions.

**»Sindelar vs. Nebraska**

- Did not play.

**P ▶ PURDUE AGAINST THE PAC-12**

- Purdue is 10-20-3 all-time against teams currently in the Pac-12 Conference.

| Opponent         | Record |
|------------------|--------|
| Arizona          | 2-0    |
| Arizona State    | 0-1    |
| California       | 1-1    |
| Colorado         | 0-0    |
| Oregon           | 1-2    |
| Oregon State     | 0-1    |
| Stanford         | 3-1    |
| UCLA             | 0-3-2  |
| USC              | 1-3    |
| Utah             | 0-0    |
| Washington       | 2-7-1  |
| Washington State | 0-1    |

**»Sindelar vs. Illinois**

- Entered the game in the fourth quarter.
- Completed two of two passing attempts for 32 yards and a touchdown.

**»Sindelar at Northwestern**

- Fifth career start.
- Completed 37 of 60 passes for 376 yards, two touchdowns and an interception. His completions, attempts and yards are career highs.
- His 37 completions are the most passes by a Purdue quarterback since Joey Elliott completed 39 against Michigan State on Nov. 14, 2009.
- His 37 completions are tied for the 10th most in a single game in school history.
- His 60 pass attempts are tied for the sixth most in a single game in program history. He is the first to throw at least 60 passes in a game since Curtis Painter threw the ball 60 times against Ohio State on Oct. 6, 2007. The last quarterback to have more passing attempts in a game was Kyle Orton against Washington State on Dec. 31, 2001 when he threw the ball 74 times.
- His 376 yards are the most by a Purdue quarterback since Blough threw for 391 at Minnesota on Nov. 5, 2016.
- He became the 22nd quarterback in school history with at least one 300-yard passing game.
- His passing total is the 30th best in a single game in school history.
- Only nine quarterbacks in school history have thrown for more yards in a game: Drew Brees (nine times), Curtis Painter (five times), Kyle Orton (four times), Jim Everett (three times), Blough (three times), Scott Campbell (twice), Danny Etling (once), Mark Herrmann (once) and Mike Phipps (once).

**»Sindelar at Iowa**

- Sixth career start.
- Completed 22 of 37 passes for 229 yards and three touchdowns, a career high.
- Picked up his first road win as a starter.
- Completed his first five passes of the second half for 118 yards and two touchdowns. Just 3:01 of clock elapsed, including an Iowa drive.

**»Sindelar vs. Indiana**

- Seventh career start.
- Completed 15 of 29 passes for 159 yards and two touchdowns.
- Gave Purdue a commanding 31-10 lead with a 4-yard touchdown pass to Isaac Zico with 12:32 remaining in the game. It was his final pass attempt of the game.

**PURDUE-ARIZONA CONNECTIONS****Players From Same Previous Schools**

| Purdue           | Arizona              | School             |
|------------------|----------------------|--------------------|
| Tobias Larry     | Francisco Nelson III | Kathleen (Fla.)    |
|                  | Shawn Poindexter     |                    |
| Tanner Hawthorne | Layth Friekh         | Centennial (Ariz.) |
| Terry Wright     | Dereck Boles         | Coffeyville C.C.   |

**Other Connections**

- Arizona assistant coach in charge of linebackers **Scott Boone** is from Veedersburg, Indiana, and has a master's degree in science education from Purdue (1999).
- Boone was the defensive coordinator and linebackers coach at William & Mary in 2012 and 2013 when Purdue running backs coach **Chris Barclay** was the running backs coach for the Tribe.
- Boone was the defensive coordinator and linebackers coach at Nevada last season when the Boilermakers beat the Wolfpack 24-14 in Ross-Ade Stadium.
- Barclay was an offensive graduate assistant at Wake Forest in 2011 when Arizona special teams coordinator **Brian Knorr** was the co-defensive coordinator for the Demon Deacons.
- Knorr was the defensive coordinator at Wake Forest in 2013 when Purdue graduate transfer cornerback **Josh Okonye** was a freshman there. Okonye redshirted that season.
- Knorr was the defensive coordinator at Indiana in 2014 and 2015 when the Boilermakers took on the Hoosiers both years. Purdue scored 16 and 36, respectively, against Indiana, but came up short in both games.
- Arizona co-offensive coordinator and quarterbacks coach **Rod Smith** was the co-offensive coordinator and quarterbacks coach at Indiana in 2011 when the Boilermakers won 33-25 over the Hoosiers in Bloomington.
- Purdue has one player from Arizona - redshirt freshman offensive lineman **Tanner Hawthorne** (Glendale/Centennial). Arizona does not have a player from Indiana.

**PURDUE'S CALIFORNIA CONNECTIONS****Players From California Schools**

| Name               | School                        | Town          |
|--------------------|-------------------------------|---------------|
| Ray Ellis          | City College of San Francisco | San Francisco |
| Semisi Fakasiieiki | Dominguez                     | Compton       |
| Kai Higgins        | Chaffey College               | Pomona        |
|                    | Dougherty Valley              | San Ramon     |
| Austin Larkin      | City College of San Francisco | San Francisco |
| Mike Little        | Notre Dame                    | Newhall       |
| Anthony Mahoungou  | West Hills College            | Coalinga      |
| C.J. Parker        | Mount San Jacinto             | Menifee       |
| Nick Sipe          | Villa Park                    | Villa Park    |

**Other Connections**

- Head coach **Jeff Brohm** was a quarterback for the San Francisco 49ers in 1996 and 1997. Brohm coached current 49er offensive lineman Darrell Williams at Western Kentucky.
- Purdue co-defensive coordinator and linebackers coach **Nick Holt** is from the San Jose area. He attended Bellarmine College Preparatory High School there before going to play college football at Pacifica in Stockton. Holt then began his coaching career at St. Mary's High School in Stockton, before having two stints at Southern Cal (2001-03; 2006-08).
- **Keena Turner**, a member of the Purdue Den of Defensive Ends who played for the Boilermakers from 1976 to 1979, is in his sixth season as the San Francisco 49ers vice president of football affairs after spending nearly three decades in different capacities for the organization. His daughter, Ella, is a freshman at Purdue.
- **Raheem Mostert** was a Boilermaker from 2011-14 and is a current San Francisco 49er. In Purdue's 2011 Little Caesar's Pizza Bowl, Mostert had a 99-yard kickoff return for a touchdown to help the Boilermakers defeat Western Michigan 37-32.

**SPARKING THE OFFENSE**

- Redshirt freshman quarterback/receiver **Jared Sparks** is the team's No. 2 quarterback and a starting wide receiver.
- He is the only No. 2 quarterback in the country that is a regular contributor at another position. No other No. 2 QB in the country has started a game at another position this season.
- At Northwestern, in his first true game as the team's No. 2 quarterback, Sparks hauled in a career-high 11 catches for a career-high 130 yards.
- He is Purdue's first 100-yard receiver since DeAngelo Yancey had 155 receiving yards against Wisconsin on Nov. 19, 2016.
- He is Purdue's first freshman with 100 yards receiving in a game since Yancey had 125 receiving yards on 11 catches Nov. 30, 2013 at Indiana.
- His receiving-yard total is the most by a freshman since Yancey had 146 against Nebraska on Oct. 12, 2013.
- He is the first No. 2 quarterback in the country to have a 100-yard receiving game since TCU's Trevone Boykin had exactly 100 receiving yards against West Virginia on Nov. 2, 2013.
- Sparks is the 73rd Boilermaker in program history with at least one 100-yard receiving game.
- Prior to Sparks' 11 receptions at Northwestern, the most receptions by a Boilermaker in a game this season was seven.

**MAHOUNGOU'S TAKEOVER**

- Senior wide receiver **Anthony Mahoungou** has been dominant the last nine quarters of the regular season, starting with the fourth quarter at Northwestern.
- In the fourth quarter at Northwestern, he had three catches for 25 yards and a touchdown to keep the Boilermakers in the game.
- At Iowa, he had five catches for 118 yards and two touchdowns on back-to-back drives to start the half. Three different defensive backs attempted to cover him during the two drives.
- He finished the game with seven catches for 135 yards and the two scores. His receiving yards and touchdown catches are career highs, while the seven receptions tie his career high.
- Mahoungou is the 74th Boilermaker in school history with a 100-yard receiving game.
- Against Indiana, he had two catches for 88 yards, including a 49-yard touchdown grab to give Purdue a 21-10 lead in the second quarter.
- Mahoungou was named the Big Ten's co-Offensive Player of the Week for his effort at Iowa. He was Purdue's first B1G offensive player of the week since David Blough on Nov. 2, 2015 and the Boilermakers' first wide receiver to earn a weekly award since Dorian Bryant was co-Offensive Player of the Week on Oct. 22, 2007.
- Mahoungou has a touchdown catch in three straight games, the first Boilermaker to do so since DeAngelo Yancey had one in four straight games last season.

**BURGESS' TIME TO SHINE**

- Junior wide receiver Jarrett Burgess has been waiting longer than most, if not all, college football players for his moment to shine on the gridiron.
- Burgess turned 27 years old on Aug. 10.
- He played five seasons of minor league baseball after being selected in the sixth round of the 2008 Major League Baseball draft by the Seattle Mariners.

- Burgess played outfield and pitched, throwing 97 miles per hour on the mound, during his career in rookie and Class A ball.
- Burgess came to Purdue in 2015 after not playing organized football in more than a decade, as he did not play in high school.
- Burgess comes from a football-heavy family, as his dad, Fernanza, was a wide receiver for the New York Jets and Miami Dolphins, and his uncle James Burgess played two seasons as a linebacker for the San Diego Chargers.
- Jarrett's cousin, James Jr., played linebacker at Louisville and graduated in 2015.
- Burgess hauled in his first career touchdown reception at Northwestern, a 21-yard catch.
- For the season, he has 11 catches for 130 yards and the score, after missing most of the season coming back from injury. His 11 catches were in Purdue's three game spa from Illinois to Iowa.

**JONESING FOR A BIG GROUND GAME**

- Junior running back **Markell Jones** had a historic day carrying the football against Indiana. He had 31 carries for 217 yards (7.0 avg.).
- His performance was:
  - »The third-most rushing yards by a Purdue running back in the Purdue-Indiana rivalry
  - »The fifth-best individual rushing effort against a Big Ten foe in school history
  - »The seventh most rushing yards in a single game in school history
  - »The most rushing yards by a Boilermaker without scoring a touchdown in program history
  - »The six rushing totals in school history higher than Jones' were all accompanied by at least two rushing touchdowns
  - »The first 200-yard game by a Boilermaker since Ralph Bolden had 234 rushing yards on 21 carries against Toledo on Sept. 5, 2009
  - »The most carries by a Boilermaker since Jerod Void had 31 against Indiana on Nov. 22, 2003
  - »The first 200-yard game against a Big Ten foe since Montrell Lowe rushed for 208 yards on 38 carries against Indiana on Nov. 18, 2000
  - »The most rushing yards against a Big Ten foe since Mike Alstott rushed for 264 yards on 25 carries at Indiana on Nov. 24, 1995
  - »The fifth-most rushing yards by either school in the history of the Old Oaken Bucket Rivalry and the most since Alstott's 1995 performance
  - »His fourth career 100-yard rushing game and first since Sept. 24, 2016 when he had 124 yards on 22 carries against Nevada
  - »His second career 100-yard rushing game against a Big Ten foe and first since Oct. 3, 2015 when he had 157 rushing yards on 22 carries at No. 2 Michigan State
- Jones' 31 carries are the fourth most by a running back coached by Jeff Brohm in his four years as a collegiate head coach.
- His 217 rushing yards are the third most by a running back coached by Brohm and most since 2014.
- In his last two games, Jones has 45 carries for 291 yards, an average of 6.5 yards per carry and 145.5 yards per game.

**RECOVERING FUMBLES IN PURDUE TERRITORY**

- Purdue recovered 10 fumbles in the regular season.
- Three of those 10 recoveries were inside Purdue's 5-yard line, while another was recovered inside the Boilermaker 10.
- Six of Purdue's fumble recoveries were in Purdue territory.
- Another fumble occurred at the opponent's 47-yard line.

**P** ▶ CLASS PRODUCTION THIS SEASON

| Category           | FR        | SO        | JR        | SR        |
|--------------------|-----------|-----------|-----------|-----------|
| Passing Yards      | 24        | 1,703     | 1,147     | -         |
| Rushing Yards      | 140       | 552       | 1,101     | 26        |
| Receiving Yards    | 603       | 467       | 959       | 845       |
| Receptions         | 62        | 42        | 91        | 64        |
| Touchdowns         | 7         | 10        | 11        | 7         |
| Points             | 42        | 103       | 101       | 44        |
| Interceptions      | -         | 3         | 2         | 4         |
| Fumble Recoveries  | -         | 4         | 2         | 4         |
| Sacks              | -         | 8         | 3         | 14        |
| Tackles for Loss   | 0.5       | 15.5      | 8.5       | 47.5      |
| 100-yard Receivers | 1         | -         | -         | 1         |
| 100-yard Rushers   | -         | 1         | 1         | -         |
| <b>Starts</b>      | <b>FR</b> | <b>SO</b> | <b>JR</b> | <b>SR</b> |
| Quarterbacks       | -         | 7         | 5         | -         |
| Running Backs      | -         | 7         | 7         | -         |
| Wide Receivers     | 15        | -         | 9         | 14        |
| Tight Ends         | -         | -         | 8         | -         |
| Offensive Line     | 6         | 12        | 30        | 12        |
| Defensive Line     | -         | 11        | 13        | 24        |
| Linebackers        | 2         | 12        | -         | 22        |
| Safeties           | -         | 11        | 13        | -         |
| Cornerbacks        | -         | -         | 1         | 23        |
| <b>TOTAL</b>       | <b>23</b> | <b>60</b> | <b>86</b> | <b>95</b> |

**P** ▶ PURDUE FUMBLE CHARTS

## FORCED FUMBLES

| Player           | '14 | '15 | '16 | '17 | Total |
|------------------|-----|-----|-----|-----|-------|
| Danny Ezechukwu  | 2   | 1   | 0   | 1   | 4     |
| Gelen Robinson   | 0   | 1   | 1   | 1   | 3     |
| Ja'Whaun Bentley | 0   | 0   | 0   | 2   | 2     |
| Antoine Miles    | 0   | 2   | 0   | 0   | 2     |
| Lorenzo Neal     | -   | -   | 0   | 2   | 2     |
| Markus Bailey    | -   | 0   | 0   | 1   | 1     |
| Derrick Barnes   | -   | -   | -   | 1   | 1     |
| Da'Wan Hunte     | 0   | 1   | 0   | 0   | 1     |
| Austin Larkin    | -   | -   | 0   | 1   | 1     |

## FUMBLE RECOVERIES

| Player           | '14 | '15 | '16 | '17 | Total |
|------------------|-----|-----|-----|-----|-------|
| Danny Ezechukwu  | 0   | 1*  | 0   | 3   | 4     |
| Ja'Whaun Bentley | 3   | 0   | 0   | 0   | 3     |
| Markus Bailey    | -   | 0   | 0   | 1   | 1     |
| Antonio Blackmon | -   | 0   | 0   | 1   | 1     |
| Malcolm Dotson   | -   | -   | 0   | 1   | 1     |
| Garrett Hudson   | 0   | 1   | 0   | 0   | 1     |
| Navon Mosley     | -   | -   | 0   | 1   | 1     |
| Lorenzo Neal     | -   | -   | 0   | 1   | 1     |
| Gregory Phillips | 0   | 0   | 1   | 0   | 1     |
| Gelen Robinson   | 0   | 0   | 0   | 1   | 1     |
| Jacob Thieneman  | -   | 0   | 0   | 1   | 1     |
| Eddy Wilson      | -   | 0   | 1   | 0   | 1     |

\*returned for touchdown

**P** ▶ PURDUE INTERCEPTIONS CHART

| Player           | '14 | '15 | '16 | '17 | Total |
|------------------|-----|-----|-----|-----|-------|
| Markus Bailey    | -   | 0   | 4   | 1   | 5     |
| Danny Ezechukwu  | 1   | 1   | 0   | 1   | 3     |
| Ja'Whaun Bentley | 1   | 0   | 0   | 1*  | 2     |
| Navon Mosley     | -   | -   | 0   | 2   | 2     |
| Jacob Thieneman  | -   | 0   | 1   | 1   | 2     |
| Antonio Blackmon | -   | 0   | 1   | 0   | 1     |
| Kamal Hardy      | -   | -   | 0   | 1   | 1     |
| Josh Hayes       | -   | -   | 1   | 0   | 1     |
| Da'Wan Hunte     | 0   | 0   | 0   | 1   | 1     |
| C.J. Parker      | -   | -   | 1   | -   | 1     |
| Gelen Robinson   | 0   | 0   | 1*  | 0   | 1     |

\*returned for touchdown

## SCORING DEFENSE IMPROVEMENT

- For the regular season, Purdue's defense allowed 19.0 points less per game than it did a year ago.
- That improvement total is No. 1 in the country by 2.7 points per game.
- Last year, Purdue's defense allowed 38.3 points per game, while this year the average is 19.3.
- Purdue played 11 Power Five teams, three teams ranked in the top 16 in the AP Poll, a team ranked 25th in the College Football Playoff rankings and six games away from Ross-Ade Stadium.

## School Improvement/Game

|                       |              |
|-----------------------|--------------|
| 1. <b>Purdue</b>      | <b>+19.0</b> |
| 2. Wyoming            | +16.3        |
| 3. Marshall           | +16.0        |
| 4. Florida Atlantic   | +15.6        |
| 5. California         | +14.2        |
| 6. Fresno State       | +13.7        |
| 7. Oregon             | +13.1        |
| 8. Texas Tech         | +11.7        |
| 9. Middle Tennessee   | +11.5        |
| 10. Mississippi State | +11.4        |

- Here is how Purdue stacks up against the rest of the Big Ten in scoring defense improvement.

## School Improvement/Game

|                   |              |
|-------------------|--------------|
| 1. <b>Purdue</b>  | <b>+19.0</b> |
| 2. Penn State     | +9.9         |
| 3. Rutgers        | +9.2         |
| 4. Michigan State | +7.5         |
| 5. Wisconsin      | +2.4         |
| Northwestern      | +2.4         |
| 7. Indiana        | +1.9         |
| 8. Illinois       | +0.4         |
| 9. Minnesota      | -0.7         |
| 10. Iowa          | -1.1         |
| 11. Michigan      | -4.2         |
| 12. Ohio State    | -4.4         |
| 13. Maryland      | -7.6         |
| 14. Nebraska      | -12.5        |

## FIRST YEAR FBS COACHES SCORING DEFENSE

- Below is a chart of the 22 new full-time head coaches and their scoring defense per game, as well as the school's per game difference from the previous year ('-' indicates fewer points allowed this season than last).

## School DPPG Difference

|   |             |              |
|---|-------------|--------------|
| 1. Fresno State (Jeff Tedford)          | 17.2        | -13.7        |
| 2. LSU (Ed Orgeron)                     | 18.8        | +3.0         |
| 3. <b>Purdue (Jeff Brohm)</b>           | <b>19.3</b> | <b>-19.0</b> |
| 4. Texas (Tom Herman)                   | 21.7        | -9.8         |
| 5. South Florida (Charlie Strong)       | 22.5        | -9.1         |
| 6. Minnesota (P.J. Fleck)               | 22.8        | +0.7         |
| 7. Houston (Major Applewhite)           | 23.0        | -0.5         |
| 8. Florida Atlantic (Lane Kiffin)       | 24.2        | -15.6        |
| 9. Oklahoma (Lincoln Riley)             | 25.0        | -3.8         |
| 10. Indiana (Tom Allen)                 | 25.3        | -1.9         |
| 11. Georgia State (Shawn Elliott)       | 25.5        | -1.1         |
| 12. Western Kentucky (Mike Sanford)     | 26.8        | +2.2         |
| 13. Temple (Geoff Collins)              | 27.2        | +9.3         |
| 14. Oregon (Willie Taggart)             | 28.3        | -13.1        |
| 15. California (Justin Wilcox)          | 28.4        | -14.2        |
| 16. Florida International (Butch Davis) | 28.5        | -6.3         |
| 17. Western Michigan (Tim Lester)       | 29.0        | +9.2         |
| 18. Cincinnati (Luke Fickell)           | 31.8        | +4.9         |
| 19. Nevada (Jay Norvell)                | 33.9        | +4.9         |
| 20. Baylor (Matt Rhule)                 | 35.9        | +6.9         |
| 21. UConn (Randy Edsall)                | 37.9        | +9.8         |
| 22. San Jose State (Brent Brennan)      | 41.7        | +7.0         |

## RED ZONE SUCCESS

- Purdue is 40-for-45 scoring in the red zone this season. The Boilermakers started the season 16-for-16, before the streak was snapped in the second quarter against Minnesota.

| Game            | TDs       | FGs       | Scores    | Trips     | %           |
|-----------------|-----------|-----------|-----------|-----------|-------------|
| Louisville      | 3         | -         | 3         | 3         | 100         |
| Ohio            | 3         | 3         | 6         | 6         | 100         |
| at Missouri     | 4         | -         | 4         | 4         | 100         |
| Michigan        | 1         | 1         | 2         | 2         | 100         |
| Minnesota       | 3         | 1         | 4         | 5         | 80          |
| at Wisconsin    | -         | 2         | 2         | 4         | 50          |
| at Rutgers      | 1         | 2         | 3         | 3         | 100         |
| Nebraska        | 3         | 1         | 4         | 4         | 100         |
| Illinois        | 2         | 2         | 4         | 4         | 100         |
| at Northwestern | 1         | -         | 1         | 2         | 50          |
| at Iowa         | 2         | 1         | 3         | 4         | 75          |
| Indiana         | 3         | 1         | 4         | 4         | 100         |
| <b>TOTAL</b>    | <b>26</b> | <b>14</b> | <b>40</b> | <b>45</b> | <b>88.9</b> |

- Seventeen of Purdue's 26 red zone touchdowns (.654) have come through the air.
- In the red zone this season, Purdue is 34 for 53 passing (.642) with 17 touchdowns and two interceptions.
- **David Blough** is 17 for 24 with seven touchdowns and an interception, while **Elijah Sindelar** is 17 for 29 with 10 scores and an interception.

## »Red Zone Scoring Improvement

- Last season, Purdue scored on 75.7 percent of red zone trips. This year, the percentage is up to 88.9, an increase of 13.2 percent.
- Here is how that stacks up against the rest of the country.

## School Percent Increase

|                  |             |
|------------------|-------------|
| 1. Florida       | 25.4        |
| 2. Northwestern  | 16.9        |
| 3. Missouri      | 15.7        |
| 4. Indiana       | 15.0        |
| 5. Bowling Green | 13.9        |
| 6. Georgia       | 13.4        |
| 7. <b>Purdue</b> | <b>13.2</b> |
| 8. Fresno State  | 12.4        |
| 9. Memphis       | 12.2        |
| 10. Rutgers      | 12.0        |

## »Red Zone Defense Stands Tall

- Opposing teams scored touchdowns on just 47.6 percent of red zone trips, which ranks 12th in the country. Here's how that stacks up nationally:

| School                | TDs       | Trips     | TD %        |
|-----------------------|-----------|-----------|-------------|
| 1. Wisconsin          | 10        | 33        | 30.3        |
| 2. TCU                | 12        | 31        | 38.7        |
| 3. Troy               | 16        | 39        | 41.0        |
| 4. Northern Illinois  | 18        | 42        | 42.9        |
| 5. Clemson            | 11        | 25        | 44.0        |
| 6. Virginia Tech      | 11        | 24        | 45.8        |
| 7. Georgia            | 13        | 28        | 46.4        |
| 8. South Alabama      | 27        | 58        | 46.6        |
| 9. Idaho              | 23        | 49        | 46.9        |
| 10. Iowa              | 17        | 36        | 47.2        |
| 11. Marshall          | 18        | 38        | 47.4        |
| 12. <b>Purdue</b>     | <b>20</b> | <b>42</b> | <b>47.6</b> |
| 13. Miami (Ohio)      | 17        | 35        | 48.6        |
| 14. Appalachian State | 19        | 39        | 48.7        |
| 15. Texas             | 20        | 41        | 48.8        |



**P ▶ PLAYING IN THE BAY AREA**

- Purdue is 1-2 all-time in games played in the Bay Area.

| Date       | Opponent       | Result   |
|------------|----------------|----------|
| 9/14/1991  | at California  | L, 18-42 |
| 10/3/1970  | at Stanford    | W, 26-14 |
| 10/28/1939 | at Santa Clara | L, 6-13  |

**P ▶ BIG TEN HONORS****All-Big Ten - Coaches Vote**

| Name             | Pos. | Team              |
|------------------|------|-------------------|
| Ja'Whaun Bentley | LB   | Honorable Mention |
| Danny Ezechukwu  | DE   | Honorable Mention |
| Lorenzo Neal     | DT   | Honorable Mention |
| Gelen Robinson   | DT   | Third             |
| David Steinmetz  | OT   | Honorable Mention |
| Jacob Thieneman  | S    | Honorable Mention |

**All-Big Ten - Media Vote**

| Name             | Pos. | Team              |
|------------------|------|-------------------|
| Markus Bailey    | LB   | Honorable Mention |
| Kirk Barron      | C    | Honorable Mention |
| Ja'Whaun Bentley | LB   | Honorable Mention |
| Danny Ezechukwu  | DE   | Honorable Mention |
| Da'Wan Hunte     | CB   | Honorable Mention |
| Lorenzo Neal     | DT   | Honorable Mention |
| Josh Okonye      | CB   | Honorable Mention |
| Gelen Robinson   | DT   | Honorable Mention |
| Joe Schopper     | P    | Honorable Mention |
| David Steinmetz  | OT   | Honorable Mention |

**Sportsmanship Winner**

David Blough

**Big Ten Players of the Week**

| Name              | Pos. | Award        | Date  |
|-------------------|------|--------------|-------|
| Anthony Mahoungou | WR   | co-Offensive | 11/20 |
| Markell Jones     | RB   | co-Offensive | 11/27 |

**P ▶ PRO FOOTBALL FOCUS HONORS****First Team All-American**

| Name             | Pos. | Grade |
|------------------|------|-------|
| Ja'Whaun Bentley | LB   | 90.7  |

**All-Big Ten**

| Name             | Pos. | Grade | Team   |
|------------------|------|-------|--------|
| Ja'Whaun Bentley | LB   | 90.7* | First  |
| Navon Mosley     | S    | 85.1  | Second |

**Big Ten Team of the Week**

| Week | Name              | Pos. | Grade |
|------|-------------------|------|-------|
| 2    | Ja'Whaun Bentley  | LB   | 86.9* |
| 3    | David Steinmetz   | OT   | 77.1  |
| 4    | Navon Mosley      | S    | 81.2  |
| 9    | Ja'Whaun Bentley  | LB   | 88.4  |
| 11   | Markus Bailey     | LB   | 86.7  |
| 11   | Ja'Whaun Bentley  | LB   | 88.4* |
| 12   | Anthony Mahoungou | WR   | 91.7* |
| 13   | Markell Jones     | RB   | 84.3  |

\*denotes highest grade at that position

**P ▶ TEAM AWARDS**

| Award   | Recipient         |
|---|-------------------|
| "Red" Mackey .....                              | Ja'Whaun Bentley  |
| Senior who most exemplifies program's success   |                   |
| Noble E. Kizer.....                             | Jake Herr         |
| Highest GPA last two semesters                  |                   |
| Leonard Wilson.....                             | Anthony Mahoungou |
| Most unselfish and dedicated player             |                   |
| "Pop" Doan - Offense.....                       | Markell Jones     |
| Top offensive performance against Indiana       |                   |
| "Pop" Doan - Defense... M. Bailey, D. Ezechukwu |                   |
| Top defensive performance against Indiana       |                   |
| "Pop" Doan - Special Teams.....                 | Joe Schopper      |
| Top special teams performance against Indiana   |                   |
| Kiwanis Citizenship .....                       | David Blough      |
| Above and beyond in community service           |                   |

**RUSH OFFENSE IMPROVEMENT**

- The Boilermakers average 150.9 rush yards per game. That is an improvement of 54.7 rush yards per game from last year.
- Here is how Purdue's average rushing yardage per game improvement stacks up against the rest of the country.

| School              | Improvement/Gm |
|---------------------|----------------|
| 1. Notre Dame       | 115.8          |
| 2. Florida Atlantic | 95.2           |
| 3. Arizona          | 89.4           |
| 4. Ohio             | 76.3           |
| 5. Boston College   | 75.1           |
| 6. Georgia          | 74.5           |
| 7. Central Florida  | 57.2           |
| 8. <b>Purdue</b>    | <b>54.7</b>    |
| 9. Texas State      | 51.7           |
| 10. North Texas     | 50.4           |

**GETTING OFF THE FIELD ON 3RD DOWN**

- The defense is allowed first downs on 36.5 percent of occasions. That ranks 45th in the country.
- A year ago, the Boilermakers allowed third-down conversions on 49.2 percent of occasions, which ranked 125th.
- Purdue's 12.7 percent improvement ranks sixth in the country. Here is how that stacks up nationally.

| School                | Percent Improvement |
|-----------------------|---------------------|
| 1. Georgia Tech       | 18.3                |
| 2. Oregon             | 16.1                |
| 3. New Mexico State   | 15.4                |
| 4. Washington State   | 15.1                |
| 5. TCU                | 13.9                |
| 6. <b>Purdue</b>      | <b>12.7</b>         |
| 7. Texas              | 10.7                |
| 8. Michigan State     | 10.4                |
| 9. Syracuse           | 10.3                |
| 10. Mississippi State | 10.1                |

**DEFENSE DOMINANT AT MISSOURI**

- The defensive effort at Missouri, who ranks seventh in the country in total offense and 10th in scoring offense, was something not seen out of a Purdue team in years.

| Statistic              | Best Since                  |
|------------------------|-----------------------------|
| 14-0 Road 1st Qtr Lead | 14-0 at Minn. (2007)        |
| 203 FBS Yards Allowed  | 197 vs. Ball State (2004)   |
| 30-Pt. Road Win        | 41-13 at UCF (1999)         |
| 28-3 Halftime Lead     | 35-7 at Northwestern (1998) |
| 3 Pts Allowed on Road  | 48-3 at Illinois (1997)     |
| 16:17 D-T.O.P.         | Pre-1997*                   |

\*Most recent under 20 minutes was 19:21 vs. Michigan State in 2009

- Purdue held Missouri to 17 yards in the first quarter, 91 at the half, and 203 for the game.
- The defense forced five three-and-outs, while allowing more than one first down on a drive just on one of 13 drives.
- The most plays allowed on a drive was six, which happened just twice.
- Missouri's longest drive was 57 yards and ended with an interception by **Kamal Hardy**.
- The defense gave up just four first downs in the first half and 10 for the game.
- The score was 21-0 before Purdue allowed its second first down.
- The defense picked off two passes and recovered a fumble.
- Only three receivers were able to catch a pass.

**INTERCEPTION RETURNS**

- Purdue picked off nine passes and returned them 240 yards this season.
- Here is how this season's number stacks up against the school top-10 list.

| Yardage       | Year        |
|---------------|-------------|
| 1. 353        | 1957        |
| 2. 323        | 2001        |
| 3. 288        | 1997        |
| 4. 288        | 1998        |
| 5. 259        | 1952        |
| 6. 254        | 1999        |
| 7. 244        | 1969        |
| 8. <b>240</b> | <b>2017</b> |
| 9. 237        | 2012        |
| 10. 235       | 1977        |

**TEAM FUMBLE RECOVERIES**

- Purdue recovered 10 fumbles this season. Here is how that stacks up since 2000.

| Year        | Total     |
|-------------|-----------|
| <b>2017</b> | <b>10</b> |
| 2016        | 4         |
| 2015        | 9         |
| 2014        | 9         |
| 2013        | 7         |
| 2012        | 11        |
| 2011        | 9         |
| 2010        | 11        |
| 2009        | 12        |
| 2008        | 10        |
| 2007        | 13        |
| 2006        | 17        |
| 2005        | 10        |
| 2004        | 7         |
| 2003        | 14        |
| 2002        | 9         |
| 2001        | 9         |
| 2000        | 10        |

**NATION'S LARGEST ATTENDANCE INCREASE**

- Purdue averaged 13,433 more fans per home game this year than last. That is the largest increase of any team from last year to this year.
- Below is a chart of all teams with increases of at least 5,000.

| School              | Increase      |
|---------------------|---------------|
| 1. <b>Purdue</b>    | <b>13,433</b> |
| 2. Akron            | 9,232         |
| 3. Florida Atlantic | 8,495         |
| 4. New Mexico State | 6,687         |
| 5. Penn State       | 6,450         |
| 6. Coastal Carolina | 6,369         |
| 7. Iowa State       | 5,374         |
| 8. Fresno State     | 5,139         |

**»Among Largest Increases in School History**

- Purdue's increase of 13,433 fans per game is the third best in school history.

| Year           | Increase      |
|----------------|---------------|
| 1. 1946        | 18,167        |
| 2. 1952        | 13,925        |
| 3. <b>2017</b> | <b>13,433</b> |
| 4. 1928        | 9,000         |
| 5. 1999        | 8,097         |
| 6. 1964        | 6,785         |
| 7. 1979        | 6,715         |
| 8. 1997        | 6,384         |
| 9. 1934        | 6,333         |
| 10. 1936       | 6,167         |

**P** ▶ SECOND HALF DEFENSE

| Opponent        | Second Half TDs Allowed |
|-----------------|-------------------------|
| vs. Louisville  | 3*                      |
| Ohio            | 2                       |
| at Missouri     | 0                       |
| Michigan        | 3                       |
| Minnesota       | 0                       |
| at Wisconsin    | 0                       |
| at Rutgers      | 1                       |
| Nebraska        | 2                       |
| Illinois        | 0                       |
| at Northwestern | 0                       |
| at Iowa         | 1                       |
| Indiana         | 2                       |

**Home: 9; Road: 2; Neutral: 3**

\*includes one defensive touchdown

| Opponent        | Second Half Points Allowed |
|-----------------|----------------------------|
| vs. Louisville  | 25*                        |
| Ohio            | 14                         |
| at Missouri     | 0                          |
| Michigan        | 21                         |
| Minnesota       | 3                          |
| at Wisconsin    | 0                          |
| at Rutgers      | 7                          |
| Nebraska        | 19                         |
| Illinois        | 0                          |
| at Northwestern | 9                          |
| at Iowa         | 6                          |
| Indiana         | 14                         |

**Home: 71; Road: 22; Neutral: 25**

\*includes one defensive touchdown

**SHARING IS CARING**

- Purdue averaged 8.8 players with at least one catch this season, while 18 players caught at least one pass.

| Opponent            | Receivers  |
|---------------------|------------|
| Louisville          | 9          |
| Ohio                | 6          |
| Missouri            | 13         |
| Michigan            | 7          |
| Minnesota           | 9          |
| Wisconsin           | 7          |
| Rutgers             | 10         |
| Nebraska            | 8          |
| Illinois            | 9          |
| Northwestern        | 11         |
| Iowa                | 9          |
| Indiana             | 8          |
| <b>AVERAGE/GAME</b> | <b>8.8</b> |

- Purdue's 8.8 receivers per game ranks sixth in the country, while only eight teams average eight or more per game.

| Team                | Average Receivers/Game |
|---------------------|------------------------|
| 1. Washington State | 9.9                    |
| 2. Texas            | 9.7                    |
| 3. Eastern Michigan | 9.1                    |
| 4. Western Kentucky | 9.1                    |
| 5. Troy             | 9.0                    |
| <b>6. Purdue</b>    | <b>8.8</b>             |
| 7. TCU              | 8.7                    |
| 8. Temple           | 8.5                    |

**BLOCKING PUNTS**

- Purdue, more specifically **Garrett Hudson**, has blocked two punts this season.
- The team blocked punt total is tied for ninth in the country.
- The national lead is five by Virginia Tech and Arizona State.
- Hudson tied Purdue's single season record with the two blocked punts.

- Nationally, Hudson is one of 26 players with two blocked kicks of any kind. Justin Lawler of SMU and Jeffery Simmons of Mississippi State lead the way with three each.

**ROAD SECOND HALVES**

- Purdue allowed just 22 points in road second halves this season - an average of 4.4 points allowed per road second half.
- Purdue allowed just two second half touchdowns on the road this season after allowing two or more in four of last season's five road games and 11 total.
- The defense did not allow a point in a road second half until Rutgers' second possession of the third quarter, when the Scarlet Knights scored a touchdown.
- The Boilermakers shut out Missouri on the road in week three in the second half.
- At No. 7 Wisconsin, the Boilermakers kept the Badgers off the board in the final 30 minutes.
- At Northwestern, Purdue kept the Wildcats out of the end zone in the second half, but did allow three field goals.
- At Iowa, Purdue held the Hawkeyes scoreless in the second half until 1:04 left in the game when they scored a touchdown.
- In road second halves, Purdue has six takeaways, with four interceptions and two fumble recoveries, while allowing just five scores, with three field goals and two touchdowns.

**DEFENSE TOUGH ON THE ROAD**

- The Boilermakers played five road games this season - at Missouri, at No. 7 Wisconsin, at Rutgers, at Northwestern and at Iowa.
- In those games, the Boilermakers allowed just 14.4 points per game, including just 22 total points in second halves.
- The Boilermakers have eight takeaways in road games with four interceptions and four fumble recoveries.
- In road games, the Boilermakers forced 36 punts this season - an average of 7.2 per game.
- The Boilermaker defense allowed just eight touchdowns on the road this season and three were in first quarters.
- Purdue's defense allowed just 81 first downs on the road this season, an average of 16.2 per game.
- On the road, Purdue's defense allowed just nine points in the fourth quarter. Three came at Northwestern and six at Iowa, which were with just 1:04 to play.
- Purdue allowed just 262 total yards in the final 15 minutes in road games. That is 52.4 yards per road fourth quarter.

**SCOOPING FUMBLES EZ FOR DANNY E.**

- Senior defensive end **Danny Ezechukwu** has three fumble recoveries this season. That is tied for fourth in the nation.
- Ezechukwu has fumble recoveries against Louisville, Ohio and Michigan.
- The Purdue record for fumble recoveries in a season is four by Jim Wood (1974), Freddie Arrington (1977), Mike Marks (1980), Niko Koutouvides (2001), Shaun Phillips (2001) and Brandon Erwin (2006).
- Ezechukwu has four career fumble recoveries, which is three shy of Purdue's career record.

**P** ▶ GAMES' FIRST DRIVES**OFFENSE IN WINS**

| Opponent    | Plays | Yards | Result     |
|-------------|-------|-------|------------|
| Ohio        | 7     | 56    | Field Goal |
| at Missouri | 11    | 75    | Touchdown  |
| Minnesota   | 2     | 37    | Touchdown  |
| Illinois    | 7     | 68    | Touchdown  |
| at Iowa     | 16    | 67    | Touchdown  |
| Indiana     | 7     | 29    | Punt*      |

\*Purdue scored two plays after the punt

**OFFENSE IN LOSSES**

| Opponent        | Plays | Yards | Result |
|-----------------|-------|-------|--------|
| vs. Louisville  | 3     | -3    | Punt   |
| Michigan        | 5     | 36    | Punt   |
| at Wisconsin    | 3     | 3     | Punt   |
| at Rutgers      | 4     | 26    | Punt   |
| Nebraska        | 3     | 5     | Punt   |
| at Northwestern | 3     | 4     | Punt   |

**DEFENSE IN WINS**

| Opponent    | Plays | Yards | Result       |
|-------------|-------|-------|--------------|
| Ohio        | 5     | 18    | Punt         |
| at Missouri | 3     | 9     | Punt         |
| Minnesota   | 3     | 1     | Punt         |
| Illinois    | 3     | 0     | Punt         |
| at Iowa     | 3     | 4     | Punt         |
| Indiana     | 1     | 0     | Interception |

**DEFENSE IN LOSSES**

| Opponent        | Plays | Yards | Result      |
|-----------------|-------|-------|-------------|
| vs. Louisville  | 8     | 53    | Lost Fumble |
| Michigan        | 4     | 11    | Punt        |
| at Wisconsin    | 3     | 75    | Touchdown   |
| at Rutgers      | 2     | 80    | Touchdown   |
| Nebraska        | 5     | 37    | Field Goal  |
| at Northwestern | 3     | 3     | Punt        |

**P** ▶ HOME VS. AWAY AVERAGES

| Stat                 | Home  | Away  | Neutral |
|----------------------|-------|-------|---------|
| Scoring Offense      | 28.2  | 18.6  | 28.0    |
| Scoring Defense      | 20.8  | 14.4  | 35.0    |
| First Down Offense   | 20.5  | 21.4  | 25.0    |
| First Down Defense   | 20.5  | 16.2  | 27.0    |
| Total Offense        | 406.2 | 380.8 | 344.0   |
| Total Defense        | 394.2 | 312.4 | 524.0   |
| Punts                | 6.0   | 5.2   | 5.0     |
| Punts Forced         | 6.3   | 7.2   | 4.0     |
| Third Down %         | 28.9  | 36.4  | 35.7    |
| Third Down D %       | 33.7  | 38.5  | 43.8    |
| Red Zone Offense %   | 96.0  | 76.5  | 100.0   |
| Red Zone Defense %   | 86.4  | 75.0  | 75.0    |
| Completion %         | 59.1  | 59.5  | 57.9    |
| Completion % Allowed | 56.3  | 53.1  | 65.2    |
| Rush Yards           | 184.2 | 131.0 | 51.0    |
| Rush Defense         | 130.5 | 134.2 | 146.0   |
| Pass Yards           | 222.0 | 249.8 | 293.0   |
| Pass Defense         | 263.7 | 178.2 | 378.0   |

**P** ▶ WIN VS. LOSS AVERAGES

| Stat                 | Wins  | Losses |
|----------------------|-------|--------|
| Scoring Offense      | 32.3  | 16.0   |
| Scoring Defense      | 15.0  | 23.7   |
| First Down Offense   | 23.3  | 19.2   |
| First Down Defense   | 16.8  | 21.7   |
| Total Offense        | 442.7 | 329.7  |
| Total Defense        | 322.0 | 419.8  |
| Punts                | 4.5   | 6.7    |
| Punts Forced         | 7.2   | 5.8    |
| Third Down %         | 40.1  | 25.0   |
| Third Down D %       | 32.3  | 40.4   |
| Red Zone Offense %   | 92.6  | 83.3   |
| Red Zone Defense %   | 81.3  | 76.9   |
| Completion %         | 65.1  | 54.6   |
| Completion % Allowed | 49.5  | 62.7   |
| Rush Yards           | 191.0 | 110.8  |
| Rush Defense         | 126.0 | 140.7  |
| Pass Yards           | 251.7 | 218.9  |
| Pass Defense         | 196.0 | 279.1  |

## ▶WHAT A DIFFERENCE A YEAR MAKES

| Category                        | 2016   | 2017   |
|---------------------------------|--------|--------|
| Points Allowed/Game             | 38.3   | 19.3   |
| Fumble Recoveries               | 4      | 10     |
| Forced Fumbles                  | 1      | 9      |
| Opponent Yards/Rush             | 5.2    | 3.6    |
| Rush Yards/Game                 | 96.2   | 150.9  |
| Rush Yards Allowed/Game         | 238.4  | 133.3  |
| Comparative Rushing/Game        | -142.2 | +17.6  |
| Comparative Points Off TOs/Game | -7.6   | +2.0   |
| Turnover Margin/Game            | -1.4   | +0.3   |
| Red Zone Scoring Offense        | 76%    | 89%    |
| Red Zone Touchdown Offense      | 51%    | 58%    |
| Kickoff Touchbacks              | 7      | 37     |
| 50+ Yard Punts                  | 8      | 15     |
| Completion Percentage           | 56.0   | 59.1   |
| Third Down Conversion % Defense | 49.2   | 36.5   |
| Interceptions Thrown            | 25     | 10     |
| Sacks By                        | 21     | 25     |
| Takeaways                       | 16     | 19     |
| Punts Forced                    | 57     | 78     |
| Average Home Attendance         | 34,451 | 47,884 |

| Category                        | NCAA Rank 2016 | NCAA Rank 2017 |
|---------------------------------|----------------|----------------|
| Third Down Conversion % Defense | 125            | 45             |
| Fourth Down Conversion %        | 90             | 35             |
| Completion Percentage           | 90             | 62             |
| First Down Offense              | 81             | 56             |
| Fumble Recoveries               | 116            | 20             |
| Net Punting                     | 59             | 65             |
| Passes Had Intercepted          | 127            | 59             |
| Red Zone Defense                | 102            | 47             |
| Red Zone Offense                | 125            | 29             |
| Rush Defense                    | 115            | 30             |
| Rushing Offense                 | 125            | 82             |
| Scoring Defense                 | 117            | 18             |
| Tackles For Loss Allowed        | 62             | 27             |
| Team Passing Efficiency         | 107            | 81             |
| Team Passing Efficiency Defense | 99             | 45             |
| Total Defense                   | 91             | 47             |
| Turnover Margin                 | 128            | 50             |
| Turnovers Gained                | 95             | 50             |
| Turnovers Lost                  | 126            | 42             |

## ▶COLE HERDMAN'S RECEPTION STREAK

| Date         | Opponent         | Rec.                    | Yards      | TDs      |
|--------------|------------------|-------------------------|------------|----------|
| 10/31/15     | Nebraska         | 2                       | 23         | 0        |
| 11/7/15      | Illinois         | 2                       | 14         | 0        |
| 11/14/15     | at Northwestern  | 1                       | 7          | 0        |
| 11/21/15     | at Iowa          | 2                       | 16         | 0        |
| 11/28/15     | Indiana          | 2                       | 11         | 1        |
| 9/3/16       | Eastern Kentucky | 1                       | 22         | 0        |
| 9/10/16      | Cincinnati       | 3                       | 36         | 0        |
| 9/24/16      | Nevada           | 1                       | 20         | 0        |
| 10/1/16      | at Maryland      | 4                       | 23         | 1        |
| 10/8/16      | at Illinois      | 1                       | 9          | 0        |
| 10/15/16     | Iowa             | 7                       | 104        | 1        |
| 10/22/16     | at Nebraska      | 5                       | 39         | 0        |
| 10/29/16     | Penn State       | 7                       | 33         | 0        |
| 11/5/16      | at Minnesota     | 3                       | 29         | 1        |
| 11/12/16     | Northwestern     | 1                       | 7          | 0        |
| 11/19/16     | Wisconsin        | 1                       | 16         | 0        |
| 11/26/16     | at Indiana       | 1                       | 6          | 0        |
| 9/2/17       | vs. Louisville   | 4                       | 59         | 0        |
| 9/8/17       | Ohio             | 2                       | 87         | 1        |
| 9/16/17      | at Missouri      | 1                       | 54         | 0        |
| 9/23/17      | Michigan         | 1                       | 13         | 0        |
| 10/7/17      | Minnesota        | 2                       | 30         | 1        |
| 10/14/17     | at Wisconsin     | 1                       | 7          | 0        |
| 10/21/17     | at Rutgers       | 1                       | 6          | 0        |
| 10/28/17     | Nebraska         | *Did Not Play - Injury* |            |          |
| 11/4/17      | Illinois         | 1                       | 3          | 1        |
| 11/11/17     | at Northwestern  | 3                       | 25         | 0        |
| 11/18/17     | at Iowa          | 1                       | 6          | 0        |
| 11/25/17     | Indiana          | 2                       | 26         | 0        |
| <b>TOTAL</b> | <b>28 GAMES</b>  | <b>63</b>               | <b>731</b> | <b>7</b> |

- Herdman's consecutive games with a reception streak is tied for the 18th longest in the country.
- His streak is the second longest by a tight end, longest by a Power Five tight end and the longest by a non-senior tight end.
- Herdman is one of just three tight ends in the country with an active streak of at least 25 consecutive games with a catch.
- Herdman's streak is tied for the eighth longest in the country by a non-senior.
- Herdman has 19 catches this year. His first 11 went for first downs. In all, 14 of his 19 catches have been for first downs.
- After missing the Nebraska game, his streak was in jeopardy against Illinois, as he played sparingly. However, he caught a 3-yard touchdown from Elijah Sindelar with 11:37 to play in the fourth quarter. The Boilermakers only threw one more pass in the game after that play.

## FBS CONSECUTIVE GAMES WITH A CATCH

### 2017 Active Streak of Consecutive Games with a Reception (thru Dec. 9, 2017 games)

| Player, School                          | Games     |
|---|-----------|
| Allen Lazard, Sr., Iowa State           | 47        |
| James Washington, Sr., Oklahoma State   | 44        |
| Calvin Ridley, Jr., Alabama             | 42        |
| *Ryan Yurachek, Sr., Marshall           | 41        |
| Jaylen Samuels, Sr., NC State           | 40        |
| Cam Phillips, Sr., Virginia Tech        | 39        |
| Christian Kirk, Jr., Texas A&M          | 38        |
| Anthony Miller, Sr., Memphis            | 37        |
| Courtland Sutton, Jr., SMU              | 36        |
| Deon Cain, Jr., Clemson                 | 36        |
| KeeSean Johnson, Jr., Fresno State      | 35        |
| D.J. Moore, Jr., Maryland               | 33        |
| Richie James, Jr., Middle Tennessee     | 31        |
| Matt VandeBerg, Sr., Iowa               | 31        |
| Cody Thompson, Sr., Toledo              | 30        |
| Malik Turner, Sr., Illinois             | 30        |
| J'Mon Moore, Sr., Missouri              | 29        |
| <b>*Cole Herdman, Jr., Purdue</b>       | <b>28</b> |
| Jonathan Duhart, Sr., Old Dominion      | 28        |
| Olamide Zaccheaus, Jr., Virginia        | 28        |
| Hunter Renfrow, Jr., Clemson            | 27        |
| Penny Hart, So., Georgia State          | 26        |
| *Mike Gesicki, Sr., Penn State          | 26        |
| Stanley Morgan Jr., Jr., Nebraska       | 26        |
| Sergio Bailey II, Jr., Eastern Michigan | 25        |
| Scott Miller, Jr., Bowling Green        | 25        |
| Brandon Powell, Sr., Florida            | 25        |
| Korey Robertson, Jr., Southern Miss     | 25        |

\*denotes tight end

## POWER FIVE PACKED SCHEDULE

- With Louisville and Missouri on Purdue's non-conference schedule, the Boilermakers faced 11 teams from Power Five conferences in the regular season, while Arizona will be the 12th.
- The Boilermakers were the only team in the Big Ten with at least 11 opponents from Power Five conferences in the regular season.
- Only three other teams in the country faced 11 Power Five (including Notre Dame) programs during the regular season.
- Texas faced the full Big 12 slate, as well as Maryland and USC. Cal's schedule featured nine Pac-12 opponents as well as North Carolina and Ole Miss. USC's schedule featured nine Pac-12 opponents as well as Texas and Notre Dame.
- Nine of Purdue's regular season opponents played in bowls last year, tied for sixth most in FBS.

## »Highly-Ranked Foes, Too

- The Boilermakers faced three top-16 teams through the first six games of the season, including two in the top eight.
- The Boilermakers are one of three teams in the country who faced three top-16 foes through the first six games (also Clemson & Mississippi State).
- Purdue's opponents were ranked No. 16, No. 8 and No. 7. Brohm is the only head coach in his first year at the new institution in that group.
- Northwestern, while not ranked in the AP poll, was ranked 25th in the College Football Playoff poll when the Boilermakers travelled to Evanston.
- The Wildcats rank 20th in the latest poll.
- While the Hawkeyes were not ranked for the matchup, Iowa was ranked as high as 20th in the College Football Playoff poll two weeks prior. The Hawkeyes also peaked at 25th in the AP poll.
- Arizona was ranked as high as 22nd in the initial College Football Playoff ranks and 23rd in the Week 10 AP Poll.

## THE CAPTAINS

- The Boilermakers voted on captains in the team's first meeting of fall camp. Six individuals were chosen with three on offense and three on defense.
- The offensive captains are junior center **Kirk Barron**, junior quarterback **David Blough** and senior wide receiver **Gregory Phillips**.
- The defensive captains are senior linebacker **Ja'Whaun Bentley**, senior linebacker **Danny Ezechukwu** and senior cornerback **Da'Wan Hunte**.
- Barron, Blough, Ezechukwu, Hunte are Phillips were selected for the first time in their career.
- Bentley has been voted a captain three years in a row. He is the first three-time captain in program history.

## THREE-TIME CAPTAINS

- Bentley is Purdue's first three-time captain in school history. The feat is not only rare to Purdue, it is scarce in college football.
- Just six current athletes in FBS are a three-time captain, including Bentley.

| Player           | School     |
|------------------|------------|
| Ja'Whaun Bentley | Purdue     |
| Phillip Lindsay  | Colorado   |
| Lamar Jordan     | New Mexico |
| J.T. Barrett     | Ohio State |
| Justin Lawler    | SMU        |
| Courtland Sutton | SMU        |



**►SECOND-QUARTER SUCCESS**

| Opponent           | Pts. For  | Pts. Against |
|--------------------|-----------|--------------|
| Louisville .....   | 7         | 3            |
| Ohio .....         | 24        | 0            |
| Missouri .....     | 14        | 3            |
| Michigan .....     | 10        | 7            |
| Minnesota .....    | 0         | 7            |
| Wisconsin .....    | 3         | 3            |
| Rutgers .....      | 3         | 0            |
| Nebraska .....     | 14        | 3            |
| Illinois .....     | 6         | 3            |
| Northwestern ..... | 0         | 14           |
| Iowa .....         | 0         | 9            |
| Indiana .....      | 14        | 3            |
| <b>TOTAL</b>       | <b>95</b> | <b>55</b>    |

- In his fourth season as a collegiate head coach, Brohm teams score an average of 13.2 points per second quarter. Since 2014, that ranks No. 1 of any active head coach in the country in at least their second year.
- Purdue was outscored in the second quarter just three times. The Iowa game featured substantial north-to-south winds, with the Boilermakers going into the wind in the second quarter. Of the game's 39 total points, 36 were scored in the south end zone.

**►DEFENSE FORCING 3-AND-OUTS**
**2017 Average Per Game**  
*(thru Dec. 3, 2017 games)*

| Avg.        | Team (No./Games)          | Pct. of drives     |
|-------------|---------------------------|--------------------|
| 6.50        | Indiana (78/12)           | 78-177 44.1        |
| 6.25        | Michigan (75/12)          | 75-146 51.4        |
| 6.25        | Northern Illinois (75/12) | 75-181 41.4        |
| 5.75        | Texas A&M (69/12)         | 69-166 41.6        |
| 5.54        | Clemson (72/13)           | 72-170 42.4        |
| 5.33        | Mississippi State (64/12) | 64-156 41.0        |
| 5.25        | Penn State (63/12)        | 63-157 40.1        |
| 5.17        | Texas (62/12)             | 62-169 36.7        |
| 5.08        | San Diego State (61/12)   | 61-145 42.1        |
| 5.00        | Alabama (60/12)           | 60-146 41.1        |
| 4.92        | Wisconsin (64/13)         | 64-150 42.7        |
| 4.85        | Auburn (63/13)            | 63-158 39.8        |
| 4.81        | UMass (53/11)             | 53-147 36.1        |
| 4.58        | Appalachian State (55/12) | 55-149 36.9        |
| 4.58        | Southern Miss (55/12)     | 55-151 36.4        |
| 4.58        | West Virginia (55/12)     | 55-166 33.1        |
| 4.46        | TCU (58/13)               | 58-162 35.8        |
| 4.45        | Georgia Tech (49/11)      | 49-133 36.8        |
| <b>4.42</b> | <b>Purdue (53/12)</b>     | <b>53-148 35.8</b> |
| 4.42        | Syracuse (53/12)          | 53-162 32.7        |
| 4.42        | Eastern Michigan (53/12)  | 53-163 32.5        |
| 4.33        | Tennessee (52/12)         | 52-153 33.9        |
| 4.33        | Virginia (52/12)          | 52-157 33.1        |
| 4.27        | UTSA (47/11)              | 47-122 38.5        |
| 4.25        | Minnesota (51/12)         | 51-141 36.2        |
| 4.17        | Western Kentucky (50/12)  | 50-143 34.9        |
| 4.17        | UAB (50/12)               | 50-158 31.6        |
| 4.08        | Iowa State (49/12)        | 49-150 32.7        |
| 4.08        | Duke (49/12)              | 49-150 32.7        |
| 4.00        | Utah (48/12)              | 48-143 33.6        |

- Purdue's 4.42 forced 3-and-outs per game ranks fifth in the Big Ten this season.
- The Boilermakers rank 14th among Power Five programs in 3-and-outs forced.
- Opponents only picked up multiple first downs against Purdue on 43.2 percent of drives this season.

**TOTAL DEFENSE UNDER 220 YARDS**

- The Purdue defense held Missouri to 203 yards and Rutgers to 217 yards, both on the road.
- The last time the Boilermakers held a team under 220 yards of total offense prior to this season was Sept. 1, 2012 when Purdue limited FCS Eastern Kentucky to 190 total yards.
- In 2011, Purdue held Southeast Missouri to 153 yards and Minnesota to 213 yards. That's the last time the Boilermakers held two opponents in a season under 220 yards.
- The last time Purdue held two FBS opponents under 220 yards of total offense was 2004 when the Boilermakers held Syracuse and Ball State each to 197 yards in back-to-back weeks to open the season.
- The last time Purdue held multiple Power Five conference teams to less than 220 total yards of offense in a season was 2003. That year, Arizona gained just 174 yards, Illinois was held to 191 yards and Penn State had just 204 yards of total offense.
- Prior to this season, the last time Purdue held an opponent under 220 yards in a road game was 2002 at Notre Dame when the Fighting Irish gained just 203 yards.
- Since 1973, the closest Purdue has been to holding multiple opponents under 220 total yards on the road was 1979 when the Boilermakers held Indiana to 220 and Michigan State to 223.

**»Also 250 Yards Or Less**

- In Purdue's game against Illinois, the Boilermakers held the Fighting Illini to 250 total yards of offense.
- The last time a Purdue team held three opponents to 250 total yards or less in a season was 2003 when the Boilermakers did so against four teams. That year, Purdue held Wake Forest to 244, Arizona to 174, Illinois to 191 and Penn State to 204.
- Purdue's defensive performance at Iowa nearly made the cut, as the Boilermakers allowed only 258 yards of total offense.

**EARLY LEADS**

- Purdue scored first in seven games, including the first three games this season.
- The Boilermakers had a half time lead in seven games this season, including the first four games of the year.
- Purdue had a lead in nine games this season. The only games the Boilermakers never led were at Wisconsin, at Rutgers and at Northwestern.
- Purdue never trailed in four games this season - Ohio, at Missouri, Illinois and Indiana.
- Against Nebraska, the Boilermakers took their first lead with 12:30 to play in the second quarter. Purdue held the lead until 14 seconds left in the game.
- Purdue never trailed against Illinois. The Fighting Illini tied Purdue at 7 and 10, before the Boilermakers scored the game's final 19 points.
- At Iowa, the Boilermakers had a 7-0 lead after the first quarter, before the Hawkeyes took the lead for the first time with 6:07 left in the half. Purdue regained the lead 57 seconds into the third quarter and never looked back.

**FEWEST POINTS ALLOWED THROUGH 12 GAMES**

- Purdue allowed 232 points through the regular season. That is the fewest since 2004 when the Boilermakers gave up 179 to that point. Here is a chart of the last 20 years.

| Year        | Pts Allowed Through 12 Games |
|-------------|------------------------------|
| <b>2017</b> | <b>232 (19.3)</b>            |
| 2016        | 459 (38.3)                   |
| 2015        | 438 (36.5)                   |
| 2014        | 380 (31.7)                   |
| 2013        | 456 (38.0)                   |
| 2012        | 348 (29.0)                   |
| 2011        | 317 (26.4)                   |
| 2010        | 345 (28.8)                   |
| 2009        | 349 (29.1)                   |
| 2008        | 301 (25.1)                   |
| 2007        | 297 (24.8)                   |
| 2006        | 308 (25.7)                   |
| 2005*       | 309 (28.1)                   |
| 2004        | 206 (17.2)                   |
| 2003        | 192 (16.0)                   |
| 2002        | 264 (22.0)                   |
| 2001        | 278 (23.2)                   |
| 2000        | 266 (22.2)                   |
| 1999        | 305 (25.4)                   |
| 1998        | 242 (20.2)                   |

\*denotes 11-game season

- Among first year head coaches, Jeff Brohm's 232 points allowed through 12 games is the best by a Purdue team under a first year head coach who had at least 12 games in his first year.
- Brohm's 232 points allowed are the fewest by a first-year Purdue coach regardless of number of games since Alex Agase in 1973.
- See the list below for full rankings of Purdue coaches in the last 70 years.

| Coach, Year             | Pts Allowed Through 12 Gms |
|-------------------------|----------------------------|
| <b>Jeff Brohm, 2017</b> | <b>232 (19.3)</b>          |
| Darrell Hazell, 2013    | 456 (38.0)                 |
| Danny Hope, 2009        | 349 (29.1)                 |
| Joe Tiller, 1997        | 267 (22.3)                 |
| #Jim Colletto, 1991     | 272 (24.7)                 |
| #Fred Akers, 1987       | 285 (25.9)                 |
| #Leon Burtnett, 1982    | 324 (29.5)                 |
| #Jim Young, 1977        | 247 (22.5)                 |
| #Alex Agase, 1973       | 213 (19.4)                 |
| ^Bob DeMoss, 1970       | 189 (18.9)                 |
| *Jack Mollenkopf, 1956  | 122 (13.6)                 |
| *Stu Holcomb, 1947      | 130 (14.4)                 |

#Scores reflect full 11-game season

^Scores reflect full 10-game season

\*Scores reflect full nine-game season

- The last time Purdue did not allow more than 35 points in a game through the first 12 of a season was 2004.

**»Among Best at Purdue in 50 Years**

- Since 1968, Purdue's 19.3 points per game allowed ranks eighth in school history.

| Rk. | Year        | PPG Allowed |
|-----|-------------|-------------|
| 1.  | 1978        | 10.8        |
| 2.  | 1972        | 12.3        |
| 3.  | 1968        | 16.7        |
| 4.  | 2004        | 17.2        |
| 5.  | 2003        | 17.4        |
| 6.  | 1979        | 18.8        |
| 7.  | 1970        | 18.9        |
| 8.  | <b>2017</b> | <b>19.3</b> |
| 9.  | 1973        | 19.4        |
|     | 1980        | 19.4        |

**P** SEASON SUPERLATIVES

| Category                     | Stat | Opponent          |
|------------------------------|------|-------------------|
| <b>OFFENSE</b>               |      |                   |
| Most First Downs             | 26   | Missouri          |
| Fewest First Downs           | 9    | Michigan          |
| Most Points                  | 44   | Ohio              |
| Fewest Points                | 9    | Wisconsin         |
| Most Total Touchdowns        | 5    | Ohio; Mizzou      |
| Fewest Total Touchdowns      | 0    | Wisconsin         |
| Most Made Field Goals        | 3    | Ill; Wis; Ohio    |
| Fewest Made Field Goals      | 0    | UL; Mizzou ;NW    |
| Most Passing Yards           | 398  | Northwestern      |
| Fewest Passing Yards         | 155  | Wisconsin         |
| Most Passing Touchdowns      | 4    | Louisville; Ohio  |
| Fewest Passing Touchdowns    | 0    | Wisconsin         |
| Most Interceptions           | 3    | Louisville        |
| Fewest Interceptions         | 0    | 6x, last: Indiana |
| Most Passing Attempts        | 61   | Northwestern      |
| Fewest Passing Attempts      | 24   | Ohio              |
| Most Completions             | 38   | Northwestern      |
| Fewest Completions           | 13   | Wis.; Mich.       |
| Most Rushing Yards           | 279  | Rutgers           |
| Fewest Rushing Yards         | 30   | Michigan          |
| Most Rushing Touchdowns      | 3    | Missouri          |
| Fewest Rushing Touchdowns    | 0    | 6x, last: Iowa    |
| Most Fumbles                 | 3    | Ill, Minn, Mich   |
| Most Fumbles Lost            | 2    | Minnesota         |
| Most Rushing Attempts        | 50   | Missouri          |
| Fewest Rushing Attempts      | 20   | Michigan          |
| Most Total Offense           | 558  | Ohio              |
| Least Total Offense          | 558  | Ohio              |
| Longest Completion           | 62   | Ohio              |
| Longest Passing Touchdown    | 62   | Ohio              |
| Longest Rush                 | 41   | Rutgers           |
| Longest Rushing Touchdown    | 36   | Missouri          |
| Longest Drive - Yards        | 97   | Ohio              |
| Longest Drive - Plays        | 16   | Iowa              |
| Longest Drive - Time         | 7:12 | Missouri          |
| Longest Scoring Drive - Time | 7:04 | Illinois          |

| Category                  | Stat | Opponent           |
|---------------------------|------|--------------------|
| <b>DEFENSE</b>            |      |                    |
| Most First Downs          | 27   | Louisville         |
| Fewest First Downs        | 8    | Rutgers            |
| Most Points               | 35   | Louisville         |
| Fewest Points             | 3    | Missouri           |
| Most Total Touchdowns     | 5    | Louisville         |
| Fewest Total Touchdowns   | 0    | Missouri           |
| Most Made Field Goals     | 4    | Nebraska           |
| Fewest Made Field Goals   | 0    | 4x, last: Iowa     |
| Most Passing Yards        | 431  | Nebraska           |
| Fewest Passing Yards      | 87   | Rutgers            |
| Most Passing Touchdowns   | 3    | Indiana            |
| Fewest Passing Touchdowns | 0    | Missouri           |
| Most Interceptions        | 2    | UW, Mizzou         |
| Most Passing Attempts     | 60   | Indiana            |
| Fewest Passing Attempts   | 18   | Wisconsin; Rutgers |
| Most Completions          | 32   | Nebraska; Indiana  |
| Fewest Completions        | 9    | Rutgers            |
| Most Rushing Yards        | 295  | Wisconsin          |
| Fewest Rushing Yards      | 40   | Nebraska           |
| Most Rushing Touchdowns   | 3    | Michigan           |
| Fewest Rushing Touchdowns | 0    | 5x, last: Indiana  |
| Most Fumbles              | 3    | Louisville         |
| Most Fumble Recoveries    | 3    | Louisville         |
| Most Rushing Attempts     | 53   | Wisconsin          |
| Fewest Rushing Attempts   | 24   | Missouri           |
| Most Total Offense        | 524  | Louisville         |
| Least Total Offense       | 203  | Missouri           |
| Most Tackles for Loss     | 10   | Iowa               |
| Most Sacks                | 6    | Iowa               |
| Longest Completion        | 52   | Indiana            |
| Longest Passing Touchdown | 35   | Rutgers            |
| Longest Rush              | 74   | Rutgers            |
| Longest Rushing Touchdown | 74   | Rutgers            |

| Category                    | Stat | Opponent   |
|-----------------------------|------|------------|
| <b>SPECIAL TEAMS</b>        |      |            |
| Most Punts Forced           | 12   | Rutgers    |
| Most Punts                  | 11   | Michigan   |
| Fewest Punts                | 2    | Minnesota  |
| Longest Field Goal          | 49   | Wisconsin  |
| Longest Punt                | 68   | Iowa       |
| Longest Punt Return         | 18   | Wisconsin  |
| Longest Kick Return         | 44   | Minnesota  |
| Longest Interception Return | 76   | Minnesota  |
| Longest Fumble Return       | 32   | Louisville |

**ROBINSON ADDING HIS NAME TO HISTORY**

- Gelen Robinson had 5.5 tackles for loss, including 2.0 sacks against Nebraska.
- His tackles for loss are the fifth most by a Boilermaker in a single game in school history.

| Name                     | Opponent, Date              | TFLs          |
|--------------------------|-----------------------------|---------------|
| 1. Jeff Zgonina          | Northwestern, 10/3/1992     | 7.0-22        |
| 2. Rob Ninkovich         | at Indiana, 11/19/2005      | 7.0-23        |
| 3. Tom Kingsbury         | at Northwestern, 11/1/1980  | 6.0-42        |
| 4. Akin Ayodele          | at Cincinnati, 9/2/2001     | 6.0-26        |
| 5. <b>Gelen Robinson</b> | <b>Nebraska, 10/28/2017</b> | <b>5.5-16</b> |

- For his career, Robinson now has 32.5 career tackles for loss, which ranks 17th in school history.

| Name                                   | TFLs        |
|--|-------------|
| 1. Jeff Zgonina (1989-92)              | 72.0        |
| 11. Ken Loushin (1976-79)              | 42.0        |
| 12. Tom Kingsbury (1977-80)            | 38.0        |
| 13. Craig Terrill (2000-03)            | 35.5        |
| Cliff Avril (2004-07)                  | 35.5        |
| 15. Brandon Villareal (2002-05)        | 35.0        |
| Jake Replogle (2013-16)                | 35.0        |
| 17. <b>Gelen Robinson (2014-pres.)</b> | <b>32.5</b> |
| 18. Marcus Jackson (1976-79)           | 29.0        |
| 19. Kevin Holley (1983-86)             | 28.0        |
| Chike Okefor (1994-98)                 | 28.0        |

- Robinson also added his name to Purdue's top-20 list for career sacks after adding 2.0 to his career total against Nebraska.

| Name                               | Sacks       |
|------------------------------------|-------------|
| 1. Rosevelt Colvin (1995-98)       | 35.0        |
| 9. Jim Schwantz (1988-91)          | 18.0        |
| 10. Ray Edwards (2003-05)          | 16.0        |
| Rob Ninkovich (2004-05)            | 16.0        |
| 12. Chike Okefor (1994-98)         | 15.0        |
| 13. Frank Kmet (1988-91)           | 14.0        |
| 14. Cliff Avril (2004-07)          | 13.0        |
| Mike Neal (2006-09)                | 13.0        |
| 16. Jerrol Williams (1985-88)      | 12.5        |
| <b>Gelen Robinson (2014-pres.)</b> | <b>12.5</b> |
| 18. Brandon Villarreal (2002-05)   | 11.5        |
| 19. Gerald Gooden (2008-11)        | 11.0        |
| 20. Tony Visco (1984-87)           | 10.0        |
| Matt Mitrione (1998-2001)          | 10.0        |
| Ryan Russell (2011-14)             | 10.0        |

**»Bentley Nearing TFLs List**

- Ja'Whaun Bentley has 27.5 career tackles for loss, which is 0.5 shy of Purdue's all-time top 20.

**JONES MOVING UP CAREER LISTS**

- Markell Jones made his way into the Purdue top 20 in career rushing yards with 68 yards on the ground at Rutgers.
- Below shows where Jones ranks at Purdue.

| Name                                  | Yards        |
|---------------------------------------|--------------|
| 1. Mike Alstott (1992-95)             | 3,635        |
| 9. Jerod Void (2002-05)               | 2,429        |
| 10. Leroy Keyes (1966-68)             | 2,094        |
| 11. Perry Williams (1966-68)          | 2,049        |
| 12. Akeem Hunt (2011-14)              | 2,035        |
| 13. <b>Markell Jones (2015-pres.)</b> | <b>1,971</b> |
| 14. Ralph Bolden (2008-09, 11-12)     | 1,967        |
| 15. John Macon (1977-80)              | 1,911        |
| 16. Duane Purvis (1932-34)            | 1,802        |
| 17. Mel Gray (1982-83)                | 1,765        |
| 18. Brandon Jones (2002-05)           | 1,661        |
| 19. Jaycen Taylor (2006-07, 09)       | 1,624        |
| 20. John Skibinski (1975-77)          | 1,605        |

- Jones has added a rushing touchdown this year. Below is the career list.

| Name                              | TDs       |
|-----------------------------------|-----------|
| 1. Kory Sheets (2005-08)          | 48        |
| 9. Stan Brown (1968-70)           | 19        |
| 10. Otis Armstrong (1970-72)      | 17        |
| 11. Wally Jones (1978-81)         | 16        |
| Tony Butkovich (1943)             | 16        |
| 13. Mark Vitali (1974-76)         | 15        |
| Jimmy Smith (1979-81)             | 15        |
| Mel Gray (1982-83)                | 15        |
| Montrell Lowe (1999-2002)         | 15        |
| Ralph Bolden (2008-09; 11-12)     | 15        |
| <b>Markell Jones (2015-pres.)</b> | <b>15</b> |
| 19. Bob Jarus (1957-59)           | 14        |
| Bob Griese (1964-66)              | 14        |
| James Medlock (1984-87)           | 14        |
| Drew Brees (1997-2000)            | 14        |

- Jones' 92 carries this season give him 413 for his career. Below is the Purdue career list.

| Name                                  | Carries    |
|---------------------------------------|------------|
| 1. Otis Armstrong (1970-72)           | 670        |
| 10. Harry Szulborski (1946-49)        | 478        |
| 11. John Macon (1977-80)              | 471        |
| 12. Ralph Bolden (2008-09; 11-12)     | 418        |
| 13. <b>Markell Jones (2015-pres.)</b> | <b>413</b> |
| 14. James Medlock (1984-87)           | 405        |
| 15. Mel Gray (1982-83)                | 385        |
| 16. Akeem Hunt (2011-14)              | 371        |
| 17. Jimmy Smith (1979-81)             | 360        |
| Brandon Jones (2002-05)               | 360        |
| 19. Leroy Keyes (1966-68)             | 356        |
| 20. Mike Pruitt (1973-75)             | 351        |

- Jones has 413 carries for 1,971 yards, an average of 4.77 yards per carry, which ranks 16th (Min. 200 carries).

| Name                                  | Avg.        |
|---------------------------------------|-------------|
| 1. Leroy Keyes (1966-68)              | 5.88        |
| 10. Kory Sheets (2005-08)             | 5.03        |
| 11. Corey Rogers (1991-95)            | 4.98        |
| 12. Otis Armstrong (1970-72)          | 4.95        |
| Scott Dierking (1973-76)              | 4.95        |
| 14. Babe Dimancheff (1943-44)         | 4.91        |
| 15. Akeem Shavers (2011-12)           | 4.85        |
| 16. <b>Markell Jones (2015-pres.)</b> | <b>4.77</b> |
| 17. Edwin Watson (1994-97)            | 4.75        |
| 18. John Skibinski (1975-77)          | 4.73        |
| 19. Ralph Bolden (2008-09; 11-12)     | 4.71        |
| 20. Ben McCall (1977-80)              | 4.67        |

**SCHOPPER MOVING UP CAREER LIST**

- Here is how Joe Schopper's 181 career punts rank against other punters in school history.

| Player                              | Total      |
|-------------------------------------|------------|
| 1. Shawn McCarthy (1986-89)         | 273        |
| 2. Cody Webster (2010-13)           | 232        |
| 3. Scott Loughheed (1969-71)        | 190        |
| 4. <b>Joe Schopper (2015-pres.)</b> | <b>181</b> |
| 5. Danny Rogers (1996-99)           | 175        |
| 6. Rod Deignan (1992-95)            | 174        |
| 7. Dave Eagin (1975-78)             | 167        |
| 8. Brent Slaton (2002-03)           | 141        |
| 9. Norman Montgomery (1950-52)      | 135        |
| 10. Russ Pfahler (1962-64)          | 128        |

| 2018 SCHEDULE  |   |
|--|---|
| <br><b>Aug. 30 // Northwestern</b><br>West Lafayette, Indiana       |   |
| <br><b>Sept. 8 // Eastern Michigan</b><br>West Lafayette, Indiana   |   |
| <br><b>Sept. 15 // Missouri</b><br>West Lafayette, Indiana          |   |
| <br><b>Sept. 22 // Boston College</b><br>West Lafayette, Indiana    |   |
| <br><b>Sept. 29 // at Nebraska</b><br>Lincoln, Nebraska             |   |
| <br><b>Oct. 13 // at Illinois</b><br>Champaign, Illinois           |   |
| <br><b>Oct. 20 // Ohio State</b><br>West Lafayette, Indiana       |   |
| <br><b>Oct. 27 // at Michigan State</b><br>East Lansing, Michigan |   |
| <br><b>Nov. 3 // Iowa</b><br>West Lafayette, Indiana              |   |
| <br><b>Nov. 10 // at Minnesota</b><br>Minneapolis, Minnesota      |   |
| <br><b>Nov. 17 // Wisconsin</b><br>West Lafayette, Indiana        |   |
| <br><b>Nov. 24 // at Indiana</b><br>Bloomington, Indiana          |   |
| <b>Dec. 1 // B1G Championship</b><br>Indianapolis, Indiana   |  |

## DELLINGER MOVING UP LISTS

- Sophomore kicker J.D. Dellinger has 19 made field goals in his career, including nine this season. That ranks 11th.

| Player                                 | Total     |
|--|-----------|
| 1. Travis Dorsch (1998-01)             | 68        |
| 7. Scott Sovereign (1976-78)           | 27        |
| 8. Tim Clark (1981-83)                 | 22        |
| Joe O'Leary (1991-92)                  | 22        |
| Brad Bobich (1992-95)                  | 22        |
| <b>11. J.D. Dellinger (2016-pres.)</b> | <b>19</b> |
| 12. Skip Ohl (1958, 61-62)             | 16        |
| Rick Anderson (1980-81)                | 16        |
| Larry Sullivan (1988-90)               | 16        |
| 15. Steve Schmidt (1972-75)            | 15        |
| 16. Mike Rendina (1984)                | 14        |
| 17. Shane Ryan (1996-98)               | 13        |
| 18. Bob Griese (1964-66)               | 10        |
| Jeff Jones (1968-70)                   | 10        |
| Berin Lincecum (2002-03)               | 10        |

- This season, he made 75.0 percent of his kicks, which is tied for ninth best in a single season (1 attempt per game).

| Player                       | Total              |
|------------------------------|--------------------|
| 1. Ben Jones (2003)          | .833 (25-30)       |
| 4. Paul Griggs (2014)        | .800 (16-20)       |
| 5. Joe O'Leary (1992)        | .789 (15-19)       |
| Carson Wiggs (2010)          | .789 (15-19)       |
| 7. Brad Bobich (1995)        | .769 (10-13)       |
| 8. Carson Wiggs (2011)       | .760 (12-17)       |
| 9. Jonathan Briggs (1986)    | .750 (12-16)       |
| <b>J.D. Dellinger (2017)</b> | <b>.750 (9-12)</b> |
| 11. Travis Dorsch (1998)     | .727 (16-22)       |
| 12. J.D. Dellinger (2016)    | .714 (10-14)       |
| 13. Travis Dorsch (2000)     | .706 (12-17)       |

- He has made 73.1 percent of his kicks in his career, which is second (15 career attempts).

| Player                                | Total               |
|---------------------------------------|---------------------|
| 1. Carson Wiggs (2008-11)             | .737 (56-76)        |
| <b>2. J.D. Dellinger (2016-pres.)</b> | <b>.731 (19-26)</b> |
| 3. Travis Dorsch (1998-01)            | .701 (68-97)        |
| 4. Ben Jones (2003-05)                | .694 (43-62)        |
| 5. Tim Clark (1980-83)                | .688 (22-32)        |
| 6. Bob Griese (1964-66)               | .667 (10-15)        |
| 7. Jonathan Briggs (1985-87)          | .655 (36-55)        |
| 8. Shane Ryan (1996-98)               | .650 (13-20)        |
| 9. Joe O'Leary (1991-92)              | .647 (22-34)        |
| 10. Brad Bobich (1992-95)             | .629 (22-35)        |

## BLOUGH, SINDELAR ON CAREER COMP. % CHART

- David Blough moved up, while Elijah Sindelar added his name to the career completion percentage chart (min. 300 attempts).

| Player                                  | Total                 |
|---|-----------------------|
| 1. Robert Marve (2010-12)               | .638 (294-461)        |
| 7. Mark Herrmann (1977-80)              | .590 (772-1,309)      |
| 8. Kyle Orton (2001-04)                 | .588 (786-1,336)      |
| <b>9. David Blough (2015-pres.)</b>     | <b>.585 (566-967)</b> |
| 10. Rick Trefzger (1993-96)             | .578 (383-663)        |
| 11. Scott Campbell (1980-83)            | .575 (609-1,060)      |
| 12. Bob Griese (1964-66)                | .571 (358-627)        |
| 13. Danny Etling (2013-14)              | .555 (238-429)        |
| 14. Austin Appleby (2013-15)            | .553 (268-485)        |
| <b>15. Elijah Sindelar (2016-pres.)</b> | <b>.545 (168-308)</b> |
| 16. Billy Dicken (1994-97)              | .540 (308-570)        |
| 17. Len Dawson (1954-56)                | .538 (243-452)        |
| 18. Rob Henry (2010; 2012-13)           | .534 (188-352)        |
| 19. Eric Hunter (1989-92)               | .516 (422-818)        |
| 20. Mike Phipps (1967-69)               | .512 (375-733)        |

## CREATING TURNOVERS

- Purdue's defense had 19 takeaways through the regular season with 10 fumble recoveries and nine interceptions.
- The Boilermakers recovered at least one fumble through the first six games. The last time that happened to start a season was 2002 when Purdue recovered exactly one in each of the first six games.
- Purdue's nine fumble recoveries through six games were more than any other Purdue team since before 1980.
- The Boilermakers had multiple takeaways in each of their first six games, before not recording one at Rutgers or against Nebraska.
- The last time Purdue had multiple takeaways in each of its first six games to start a season was 1988. See the chart below.

| 2017                  |    |     |       |
|-----------------------|----|-----|-------|
| Opponent              | FR | INT | Total |
| vs. No. 16 Louisville | 3  | 0   | 3     |
| Ohio                  | 2  | 0   | 2     |
| at Missouri           | 1  | 2   | 3     |
| No. 8 Michigan        | 1  | 1   | 2     |
| Minnesota             | 1  | 1   | 2     |
| at No. 7 Wisconsin    | 1  | 2   | 3     |

| 1988                |    |     |       |
|---------------------|----|-----|-------|
| Opponent            | FR | INT | Total |
| No. 20 Washington   | 0  | 3   | 3     |
| Ohio                | 3  | 3   | 6     |
| at No. 8 Notre Dame | 1  | 1   | 2     |
| Minnesota           | 1  | 3   | 4     |
| at Illinois         | 2  | 0   | 2     |
| at Ohio State       | 1  | 2   | 3     |

## LONG DRIVE CONTEST

- Purdue has 34 touchdown drives on the season. Of those 30, 21 have been at least 60 yards.

| Pl-Yds | TOP  | Opp.         | Scoring Play                 |
|--------|------|--------------|------------------------------|
| 9-97   | 4:03 | Ohio         | 33 run (Fuller)              |
| 13-96  | 6:59 | Missouri     | 3 run (Worship)              |
| 12-91  | 4:21 | Illinois     | 3 pass (Sindelar-Herdman)    |
| 7-87   | 2:49 | Missouri     | 36 run (Fuller)              |
| 12-86  | 3:52 | Nebraska     | 5 run (Blough)               |
| 10-84  | 5:05 | Ohio         | 5 pass (Blough-Anthrop)      |
| 9-80   | 2:58 | Northwestern | 21 pass (Sindelar-Burgess)   |
| 11-78  | 4:26 | Louisville   | 8 pass (Blough-Worship)      |
| 11-75  | 5:03 | Missouri     | 5 run (Blough)               |
| 5-75   | 1:49 | Michigan     | 10 pass (Sindelar-Hopkins)   |
| 3-75   | 0:57 | Iowa         | 42 pass (Sindelar-Mahoungou) |
| 5-73   | 1:50 | Missouri     | 5 pass (Sindelar-Anthrop)    |
| 5-72   | 2:06 | Indiana      | 49 pass (Sindelar-Mahoungou) |
| 9-70   | 1:55 | Rutgers      | 10 pass (Blough-Mahoungou)   |
| 7-68   | 2:40 | Ohio         | 17 pass (Sindelar-Hopkins)   |
| 7-68   | 3:16 | Illinois     | 33 run (Knox)                |
| 8-67   | 3:16 | Louisville   | 14 pass (Sindelar-Anthrop)   |
| 16-67  | 5:54 | Iowa         | 5 pass (Sindelar-Knox)       |
| 9-64   | 2:28 | Northwestern | 12 pass (Sindelar-Mahoungou) |
| 1-62   | 0:14 | Ohio         | 62 pass (Blough-Herdman)     |
| 7-60   | 2:04 | Indiana      | 4 run (Anthrop)              |
| 8-57   | 2:43 | Nebraska     | 14 pass (Blough-Anthrop)     |
| 4-56   | 1:09 | Minnesota    | 12 run (Jones)               |
| 6-55   | 2:39 | Indiana      | 4 pass (Sindelar-Zico)       |
| 7-53   | 4:07 | Illinois     | 3 pass (Sindelar-Herdman)    |
| 10-52  | 4:22 | Minnesota    | 22 pass (Sindelar-Knox)      |
| 3-50   | 1:06 | Iowa         | 16 pass (Sindelar-Mahoungou) |
| 5-45   | 1:38 | Nebraska     | 4 run (Worship)              |
| 5-40   | 1:50 | Louisville   | 2 pass (Blough-Hopkins)      |
| 2-37   | 0:54 | Minnesota    | 20 pass (Blough-Herdman)     |
| 3-36   | 0:27 | Louisville   | 26 pass (Sindelar-Anthrop)   |
| 1-31   | 0:08 | Ohio         | 31 pass (Blough-Mahoungou)   |
| 1-5    | 0:04 | Indiana      | 5 run (Anthrop)              |



**► OPPONENT SCORING RANKS**

- Below is a chart of how many points each Purdue opponent scored against the Boilermakers and where it ranks for them this season (1 = most points, 12 = least).

| Opponent     | Points | Season Rank |
|--------------|--------|-------------|
| Louisville   | 35     | 8th         |
| Ohio         | 21     | 12th        |
| Missouri     | 3      | 12th        |
| Michigan     | 28     | 7th         |
| Minnesota    | 17     | t-7th       |
| Wisconsin    | 17     | 12th        |
| Rutgers      | 14     | t-5th       |
| Nebraska     | 25     | 6th         |
| Illinois     | 10     | t-9th       |
| Northwestern | 23     | 9th         |
| Iowa         | 15     | 10th        |
| Indiana      | 24     | t-6th       |

**SCORING OFFENSE RANKS**

| Opponent     | PPG  | National Rank |
|--------------|------|---------------|
| Louisville   | 39.0 | 13th          |
| Ohio         | 38.9 | 14th          |
| Missouri     | 39.3 | 10th          |
| Michigan     | 25.8 | t-86th        |
| Minnesota    | 22.1 | 109th         |
| Wisconsin    | 33.8 | 30th          |
| Rutgers      | 18.0 | 119th         |
| Nebraska     | 25.8 | t-86th        |
| Illinois     | 15.4 | 126th         |
| Northwestern | 29.7 | 53rd          |
| Iowa         | 28.3 | 68th          |
| Indiana      | 26.8 | 77th          |

- Purdue held the four scheduled top-30 scoring offenses to an average of 19.0 points per game.

**SEASON ODDS AND ENDS**

- Ja'Whaun Bentley** forced two fumbles in the season opener, one of just four players in the country to do so in week one.
- Transfer kicker **Spencer Evans** had seven touchdowns against Ohio matching Purdue's total for all of 2016. Evans has 34 touchdowns this year.
- No returning FBS tight end had more touchdown catches last season than **Brycen Hopkins**, who had four. Hopkins has three this year.
- The Boilermakers had thrown at least one touchdown pass in 22 straight games before the streak was snapped at Wisconsin. The last time Purdue had not thrown one prior to that was Oct. 17, 2015, when the Boilermakers fell at Wisconsin 24-7.
- Purdue had four turnovers against Minnesota and won. It's the first time with at least four turnovers in a conference win since 2000 vs. Ohio State.
- Purdue had not allowed a point in a second half on the road through the first two away games. Rutgers ended the streak with a touchdown in the third quarter, but the Boilermakers then shut out the Scarlet Knights in the fourth quarter.
- The last time Purdue had three AP top-16 opponents in its first six games of a season was 2008, Joe Tiller's final season. Purdue faced that this season.
- Purdue also faced three top-16 teams in the opening six weeks seven other times.
- In 1953 and 1960, the Boilermakers faced four top-16 teams in the first six weeks.
- At Northwestern, Sindelar was 14-26 for 111 yards in the first half. In the second half, he was 23-34 for 265 yards, two touchdowns and an interception.

**FOOTBALL PERFORMANCE COMPLEX**

- The football performance complex, which is located adjacent to the north end of the Mollenkopf Athletic Center, was completed in August of 2017.
- The three-level structure – amassing 112,000 square feet – includes a locker room, team meeting room, position group meeting rooms, player development room, weight room, sports medicine and hydrotherapy area, nutrition station, and coaches' and support staff offices, as well as a grand entrance lobby showcasing the Boilermakers' history and tradition.
- The state-of-the-art complex has significantly enhanced the football student-athlete experience. In addition to the first-class amenities, having all of them located in one facility results in more efficient use of the student-athletes' time. Previously, football-related facilities were housed in multiple buildings.
- A \$65 million project, the football performance complex was designed by Populous, while construction was managed by the Hunt Construction Group. The groundbreaking ceremony took place April 15, 2016 – with 11 Purdue Super Bowl champions in attendance – and construction took 16 months. The facility was dedicated Sept. 8, 2017.

**Facts & Figures****Level 1**

**Locker Room:** 11,600 square feet  
**Sports Medicine and Hydrotherapy:** 5,800 square feet  
**Weight Room:** 20,900 square feet  
**Nutrition Station**  
**Equipment Room**

**Level 2**

**Lobby:** 4,000 square feet  
**Player Development Room:** 3,400 square feet  
**Team Meeting Room:** 2,000 square feet  
**10 Position Meeting Rooms**  
**Coaches and Staff Locker Rooms**

**Level 3**

**Head Coach Suite:** 1,250 square feet  
**Three Staff Meeting Rooms**  
**18 Staff Offices**  
**Video Suite**  
**Player Viewing Room**  
**NFL Scout Room**

**PAIR OF TOUCHDOWN PASSES, PAIR OF QB'S**

- Elijah Sindelar** and **David Blough** both threw two touchdown passes against Louisville.
- The Boilermakers have not achieved that feat in a game since 1998 when the Boilermakers beat Indiana 52-7 in Ross-Ade Stadium.
- Drew Brees was 20 for 33 for 237 yards, four touchdowns and an interception before David Edgerton came in and completed 3 of 4 passes for 37 yards and two scores.
- Against Ohio, Sindelar had one touchdown pass, while Blough had three.
- At Missouri, Blough and Sindelar both threw for a touchdown.
- Purdue was the only team in the country to have a pair of QBs throw at least one touchdown pass in each of the first three games of the season.

**MORE TD PASSES THAN INCOMPLETIONS**

- David Blough** was 11-13 for 235 yards and three touchdowns against Ohio.

- He is the first Purdue quarterback to throw more touchdown passes than incompletions in a game (minimum 10 attempts) since Kyle Orton went 23 for 26 for 329 yards and five touchdowns against Ball State on Sept. 11, 2004.
- Elijah Sindelar** was 2-for-2 with a touchdown against Illinois, though he did not have enough attempts to qualify.

**BLOUGH PERFORMANCE OVATION-WORTHY**

- Junior quarterback David Blough has put up impressive numbers on the field, but his biggest ovation may have come at the Big Ten Football Media Luncheon in Chicago over the summer.
- Blough was selected by the conference as the student-athlete keynote speaker for the luncheon and was given five minutes to talk about his platform as a student-athlete.
- Blough received a standing ovation after delivering a message about football teaching life. He mentioned how football challenges individuals to rise above adversity and work with the diversity within their communities and locker rooms.
- Blough also touched on his service trips to South Africa where he and teammates have worked at an orphanage.

**BLOUGH'S SUMMER WITH THE MANNINGS**

- Junior quarterback David Blough spent time this summer working at the Manning Passing Academy in Thibodaux, Louisiana. He was selected by a panel that included Archie Manning.
- At the camp, which was in its 22nd year, counselors worked extensively with the younger campers, from 1-on-1 instruction to teaching technique and fundamentals, to various other drills.
- Blough was among more than 25 other college quarterbacks, including Lamar Jackson of Louisville.
- In evening meetings, Blough and the other college quarterbacks were able to pick the Mannings' brains on everything from game preparation, film study, technique and more.

**BLOUGH ON MULTIPLE WATCH LISTS**

- Blough was named to the Wuerffel watch list. The award, named after 1996 Heisman Trophy winning quarterback Danny Wuerffel, is presented annually to a player who best combines exemplary community service with athletic and academic achievement.
- Blough was also on the Johnny Unitas Golden Arm Award watch list.
- The Golden Arm Award is presented at the end of each football season and the winner is selected based on his accomplishments both on and off the field. Candidates must be a college senior or fourth-year junior on schedule to graduate with their class.
- Blough made the cut to the final 20, which was announced Oct. 11.

**BLOUGH A TOP-20 FINALIST FOR GOLDEN ARM**

- David Blough was named one of 20 candidates for the Johnny Unitas Golden Arm Award.
- The cut to 20 individuals was made Oct. 11.

**BLOUGH A WITTEN SEMIFINALIST**

- David Blough was named a semifinalist for the award Nov. 8.
- The award mainly focuses on leadership on and off the field.
- The award is in its inaugural year and 20

semifinalists were chosen.

- Three finalists were named Dec. 11 and Blough was not among them.
- The winner of the Jason Witten Collegiate Man of the Year will also receive a \$10,000 contribution in his name to his school's athletic scholarship fund. The contribution will be made by Jason Witten's SCORE Foundation, the official charity of Jason and his wife Michelle.

#### BLOUGH NAMED A MANNING STAR OF WEEK

- For his effort against Ohio, **David Blough** was named one of eight Manning Stars of the Week.
- Blough had the highest quarterback rating in the country for the week (minimum of five action plays) with a rating of 99.4.

#### BLOUGH ADDS NAME TO COMPLETION % CHART

- Blough finished his season completing 102 of 157 passes, a 65.0 percent completion rate.
- The school single season list requires at least 150 attempts to qualify. Blough's 65.0 percent clip ranks third in school history for a single season behind only Mark Herrmann's 1980 season where he completed 65.8 percent and Robert Marve's 2012 season where he completed 65.6 percent of his passes.

#### BENTLEY'S PICK-SIX AGAINST MINNESOTA

- Ja'Whaun Bentley had a 76-yard pick six with 10 seconds left in the game. Here is where that ranks on Purdue's all-time pick-six yardage list.

| Name                       | Opponent, Date              | Yards     |
|----------------------------|-----------------------------|-----------|
| 1. Rod Woodson             | Iowa, 11/15/1986            | 100       |
| Billy Gustin               | UCF, 9/19/1998              | 100*      |
| 3. Ricardo Allen           | Michigan, 11/13/2010        | 94        |
| 4. Arnold Carter           | Iowa, 10/17/1970            | 90        |
| 5. Ashante Woodyard        | Iowa, 10/6/2001             | 86        |
| 6. Golen Robinson          | EKU, 9/3/2016               | 78        |
| 7. Bob Leonard             | Iowa, 10/11/1952            | 77        |
| 8. <b>Ja'Whaun Bentley</b> | <b>Minnesota, 10/7/2017</b> | <b>76</b> |
| 9. Bill Kay                | Iowa, 11/8/1980             | 75        |
| 10. Josh Johnson           | Marshall, 9/29/2012         | 74        |

\*ran 35 yards after receiving lateral from Michael Hawthorne, who had returned it 65 yards

#### JONES NAMED ROSE BOWL B1G PLAYER OF WEEK

- For his 217-yard rushing performance against Indiana, Markell Jones was tabbed the Rose Bowl Game's Big Ten Player of the Week.

#### 30-PLUS POINT ROAD WINS SINCE 1967

- The Boilermakers boast 10 road wins by 30-plus points in the last 50 seasons and 26 in school history. Six of them came before 1900.
- Below are the 10 road wins by 30 or more points in the last 50 years, including the Boilermakers win at Missouri this year.

| Pts. | Final Score                   | Date                  |
|------|-------------------------------|-----------------------|
| 49   | Purdue 56, Indiana 7          | Nov. 22, 1997         |
| 42   | Purdue 49, Northwestern 7     | Oct. 27, 1984         |
| 37   | Purdue 43, Northwestern 6     | Oct. 5, 1968          |
| 37   | Purdue 51, Indiana 14         | Nov. 18, 1995         |
| 35   | Purdue 41, Ohio State 6       | Oct. 14, 1967         |
| 35   | Purdue 35, Northwestern 0     | Oct. 17, 1981         |
| 35   | Purdue 56, Northwestern 21    | Nov. 7, 1998          |
| 34   | Purdue 47, Central Florida 13 | Sept. 4, 1999         |
| 33   | Purdue 42, Illinois 9         | Nov. 4, 1967          |
| 32   | <b>Purdue 35, Missouri 3</b>  | <b>Sept. 16, 2017</b> |

#### BAILEY IN THE BACKFIELD

- Markus Bailey has 7.0 sacks this season. That is the most for a Boilermaker in a single season since 2012.

#### RUSH DEFENSE HISTORICALLY

- Purdue's rushing defense gave up 133.3 yards per game this season. That is the best by a Purdue team since 2004 when the Boilermakers gave up just 105.3 yards per game on the ground.

#### MCCOLLUM TO NFLPA COLLEGIATE BOWL

- Senior T.J. McCollum accepted an invitation to the seventh annual NFLPA Collegiate Bowl, which will be played in Pasadena, California, on Jan. 20, 2018.
- The game will be aired on Fox Sports 1.
- Last year, 190 scouts, GMs and NFL head coaches representing all 32 teams were in attendance for the game.
- Of all NFLPA Collegiate Bowl participants, 60 percent were on an opening day NFL rosters.

#### WINS OVER 3 BOWL TEAMS

- Purdue beat three teams this season who are playing in bowl games - Ohio, Missouri and Iowa.
- It is the first time Purdue has beaten three teams that went on to play in a bowl game since 2004.

#### TURNOVER MARGIN IMPROVEMENT

- Purdue had the largest turnover margin per game improvement in the country this year.

| Team                | Improvement |
|---------------------|-------------|
| 1. Purdue           | +1.67       |
| 2. Boise State      | +1.61       |
| 3. Fresno State     | +1.50       |
| 4. Central Florida  | +1.47       |
| 5. Florida Atlantic | +1.42       |
| 6. Southern Miss    | +1.31       |
| 7. Akron            | +1.25       |
| Bowling Green       | +1.25       |
| Texas Tech          | +1.25       |
| 10. UMass           | +1.19       |

#### DECEMBER GRADUATES

- Seven Boilermakers graduated earlier this month and joined the eight other college graduates on the team.

##### December Graduates

Kirk Barron  
David Blough  
Cole Herdman  
Anthony Mahoungou  
Antoine Miles  
Gregory Phillips  
Gelen Robinson

##### Previous Graduates

Shane Evans (Northern Illinois)  
Danny Ezechukwu  
Garrett Hudson  
Da'Wan Hunte  
Race Johnson  
T.J. McCollum (Western Kentucky)  
Josh Okonye (Wake Forest)  
David Steinmetz (Rhode Island)

#### KEENA TURNER

- **Keena Turner**, a member of the Purdue Den of Defensive Ends who played for the Boilermakers from 1976 to 1979, is in his sixth season as the San Francisco 49ers vice president of football affairs after spending nearly three decades in different capacities for the organization.
- He oversees the team's player engagement program, aimed at optimizing and revolutionizing the personal and professional growth of players.
- Turner played for the 49ers from 1980 to 1990,

#### 1ST YEAR COACH PROGRAM WIN CHANGE

- Below is a chart of the 22 programs, nine Power Five and 13 other, who had new full-time head coaches for the 2017-18 season their win differential from last season.

#### POWER FIVE SCHOOLS

| School                        | Change    | %Change      |
|-------------------------------|-----------|--------------|
| 1. <b>Purdue (Jeff Brohm)</b> | <b>+3</b> | <b>+100%</b> |
| 2. Oregon (Willie Taggart)    | +3        | +75.0%       |
| 3. Texas (Tom Herman)         | +1        | +20.0%       |
| 4. LSU (Ed Orgeron)           | +1        | +12.5%       |
| 5. California (Justin Wilcox) | --        | 0%           |
| Oklahoma (Lincoln Riley)      | --        | 0%           |
| 7. Indiana (Tom Allen)        | -1        | -16.7%       |
| 8. Minnesota (P.J. Fleck)     | -4        | -44.0%       |
| 9. Baylor (Matt Rhule)        | -6        | -85.7%       |

#### OTHER SCHOOLS

| School                                 | Change | %Change |
|--|--------|---------|
| 1. Fresno State (Jeff Tedford)         | +8     | +900%   |
| 2. Florida Atlantic (Lane Kiffin)      | +6     | +200%   |
| 3. Georgia State (Shawn Elliott)       | +3     | +100%   |
| 4. Florida International (Butch Davis) | +3     | +75.0%  |
| 5. Cincinnati (Luke Fickell)           | --     | 0%      |
| UCConn (Randy Edsall)                  | --     | 0%      |
| 7. South Florida (Charlie Strong)      | -2     | -18.2%  |
| 8. Houston (Major Applewhite)          | -2     | -22.0%  |
| 9. Nevada (Jay Norvell)                | -2     | -40.0%  |
| 10. San Jose State (Brent Brennan)     | -2     | -50.0%  |
| 11. Temple (Geoff Collins)             | -4     | -40.0%  |
| 12. Western Kentucky (Mike Sanford)    | -5     | -45.5%  |
| 13. Western Michigan (Tim Lester)      | -7     | -53.8%  |

#### SCHOOLS IN BOWL GAMES

| School                              | Bowl                |
|-------------------------------------|---------------------|
| <b>Purdue (Jeff Brohm)</b>          | <b>Foster Farms</b> |
| Florida Atlantic (Lane Kiffin)      | Boca Raton          |
| Florida International (Butch Davis) | BBM Gasparilla      |
| Fresno State (Jeff Tedford)         | Hawai'i             |
| Georgia State (Shawn Elliott)       | AutoNation Cure     |
| Houston (Major Applewhite)          | Hawai'i             |
| LSU (Ed Orgeron)                    | Citrus              |
| Oklahoma (Lincoln Riley)            | CFP at Rose         |
| Oregon (Willie Taggart)             | Las Vegas           |
| South Florida (Charlie Strong)      | Birmingham          |
| Temple (Geoff Collins)              | BBM Gasparilla      |
| Texas (Tom Herman)                  | Texas               |
| Western Kentucky (Mike Sanford)     | AutoNation Cure     |

- Jeff Brohm is one of 13 first year head coaches to lead his team to a bowl game this year, including one of five in the Power Five.

winning four Super Bowl championships (XVI, XIX, XXIII and XXIV).

- His daughter, Ella, is a freshman at Purdue.

**P DEFENSE AGAINST THE BIG**

- Purdue's defense allowed just 173 points in nine Big Ten games this season - 19.2 per game.
- The defense allowed 17 points or less in five Big Ten games. Below is a chart of total Big Ten games Purdue has allowed 17 or less points per year over the last 40 years.

| Year        | Total    |
|-------------|----------|
| <b>2017</b> | <b>5</b> |
| 2016        | 0        |
| 2015        | 0        |
| 2014        | 0        |
| 2013        | 1        |
| 2012        | 1        |
| 2011        | 2        |
| 2010        | 2        |
| 2009        | 1        |
| 2008        | 3        |
| 2007        | 2        |
| 2006        | 3        |
| 2005        | 2        |
| 2004        | 4        |
| 2003        | <b>6</b> |
| 2002        | 4        |
| 2001        | 3        |
| 2000        | 1        |
| 1999        | 0        |
| 1998        | 3        |
| 1997        | 3        |
| 1996        | 1        |
| 1995        | 2        |
| 1994        | 1        |
| 1993        | 0        |
| 1992        | 2        |
| 1991        | 4        |
| 1990        | 1        |
| 1989        | 3        |
| 1988        | 2        |
| 1987        | 3        |
| 1986        | 2        |
| 1985        | 1        |
| 1984        | 3        |
| 1983        | 1        |
| 1982        | 2        |
| 1981        | 2        |
| 1980        | 3        |
| 1979        | 4        |
| 1978        | 5        |

- Prior to this season, the last time Purdue's defense held an opponent to 17 or fewer points in three straight conference games, as Purdue did against Minnesota, Wisconsin and Rutgers this season, was 2003. That year, the Boilermakers held their last four opponents (Northwestern, No. 10 Iowa, at No. 4 Ohio State and at Indiana) all to 17 or less points.

**HONORING BOB DEMOSS**

- Throughout the 2017 season, the Boilermakers are honoring Bob DeMoss, the patriarch of the Cradle of Quarterbacks and a member of the Purdue Intercollegiate Athletics Hall of Game with a helmet sticker and a flag atop section 101 of Ross-Ade Stadium. DeMoss, a former Boilermaker quarterback and head coach, passed away July 23 at age 90.
- DeMoss initially gained fame as a freshman at Purdue in 1945. He helped the Boilermakers win their first four games and move into the national rankings at No. 9. Their next opponent was fourth-ranked Ohio State on Oct. 20 in Columbus. Purdue raced to a 28-0 lead and went on to an improbable 35-13 victory before 73,585 fans, the most ever to watch the Boilermakers at that time.
- DeMoss went on to be Purdue's primary quarterback through 1948, passing for 2,759 yards and 23 touchdowns during his career, and then played professionally with the New York Bulldogs in 1949.
- DeMoss subsequently embarked on a 42-year tenure at Purdue as an assistant coach (1950-69), head coach (1970-72) and assistant athletics director (1973-92). Along the way, he recruited and developed many members of the Cradle - Dale Samuels, Len Dawson, Bob Griese, Mike Phipps and Gary Danielson - earning fame as a "quarterback architect."
- DeMoss was the last quarterback to coach the Boilermaker until head coach Jeff Brohm.

**JOE TILLER: 1942-2017**

- Joe Tiller, one of the most beloved and popular figures in Purdue Athletics history, passed away Sept. 30 at the age of 74 in Buffalo, Wyoming.
- Tiller served as the Boilermakers' head football coach from 1997 to 2008. The winningest coach in school history, he posted an 87-62 record, including 53-43 in Big Ten Conference games. Tiller's 149 games coached are the most in Purdue annals.
- Prior to Tiller's hiring in November of 1996, Purdue football had played in a total of five bowl games. In the preceding 15 years, the Boilermakers managed merely a 54-107-5 record.
- Tiller introduced the spread offense to Purdue, featuring three, four, even five wide receivers and forcing defenses to cover the field from sideline to sideline. It was a radical change from the smash-mouth Big Ten style and, in the basketball-crazed state of Indiana, was dubbed affectionately "basketball on grass."
- The result was 10 bowl games, including the 2001 Rose Bowl, an average of more than seven wins per season and a Big Ten championship in 2000.
- Tiller coached 53 Purdue players who went on to the National Football League, six All-Americans and two Academic All-Americans.
- Tiller was recognized as the 1997 Big Ten and national Coach of the Year.
- In addition to the Rose Bowl, the Boilermakers played in the 1997 Alamo, 1998 Alamo, 2000 Outback, 2001 Sun, 2002 Sun, 2004 Capital One, 2004 Sun, 2006 Champs Sports and 2007 Motor City bowls.

- Purdue was nationally ranked in the Associated Press poll for 80 weeks - tied for the most under any coach in school history - including a high of No. 5 during the 2004 season.
- Tiller topped Jack Mollenkopf for the most wins by a Purdue coach with his 85th victory - a 32-25 verdict over Central Michigan at Ross-Ade Stadium on Sept. 20, 2008.
- Tiller served as head coach of the East team in the 2015 East-West Shrine Game and earned a 45-27 victory. He played for the West team in 1963 and became just the fifth individual to both play and coach in the Shrine Game.
- From 1983 to 1986, Tiller was assistant head coach, defensive coordinator and defensive line coach at Purdue under Leon Burtnett.
- In January of 2008, Tiller was awarded the Order of the Griffin, one of Purdue's highest honors, given to individuals whose commitment to the university goes well beyond the call of duty, and whose strength and vision have greatly benefited the institution. He was appointed head coach emeritus by the board of trustees Nov. 21, 2008.
- Tiller was inducted into the Indiana Football Hall of Fame in 2012 and the Purdue Intercollegiate Athletics Hall of Fame in 2013. Joe Tiller Drive, located immediately north of Ross-Ade Stadium, was named in his honor in 2015.
- Tiller's 18-year head coaching record, including six seasons at Wyoming from 1991 to 1996, was 126-92-1, a .578 winning percentage.

**MCCONNELL TO BROADCASTERS HALL OF FAME**

- Joe McConnell, who served as the radio voice of Purdue football from 1994 to 2009, was inducted into the Indiana Broadcast Pioneers Hall of Fame on Nov. 3.
- McConnell enjoyed a long and distinguished career. Beyond Purdue, his experience included 23 seasons in the National Football League as the voice of the Denver Broncos (1969), Minnesota Vikings (1971-76 and 1985-87), Chicago Bears (1977-84), Indianapolis Colts (1992-94) and Tennessee Oilers (1997-98); seven seasons in the National Basketball Association as the voice of the Phoenix Suns (1970-72) and Indiana Pacers (1972-77); and seven seasons in Major League Baseball as the voice of the Minnesota Twins (1978-79) and Chicago White Sox (1980-84).
- McConnell also spent five seasons (1991-95) as lead voice for the NBA's National Game of the Week. He has broadcast three Super Bowls, the NBA and ABA championships, the NBA All-Star Game and the American League Championship Series.
- Additionally, McConnell broadcast Northwestern football (1988) and Indiana State (1978-79), DePaul (1984-88), Illinois (1987-88), Notre Dame (1987-88) and Northwestern men's basketball (1989-94).
- McConnell was honored with the AP/UPI Play-by-Play Sportscaster of the Year Award five times and was the Indiana Sportscaster of the Year in 2000 and the Illinois Sportscaster of the Year in 1981.
- Upon his retirement as the voice of the Boilermakers, Purdue Athletics named the visiting team radio booth at Ross-Ade Stadium for McConnell.
- McConnell is a 1962 graduate of Franklin College. His broadcasting career began in 1962 at Purdue's campus radio station, WBAA. He served as assistant sports information director at Purdue from 1965 to 1967.





## ► PURDUE-ARIZONA SERIES

**Sept. 20, 2003**  
**No. 25 Purdue 59, Arizona 7**  
**West Lafayette, Indiana**  
**Ross-Ade Stadium (52,310)**

The 25th-ranked Boilermakers wore black jerseys for the first time since 2001 and completely dominated Arizona 59-7 before a gathering of 52,310 at Ross-Ade Stadium.

The 59 points were the most ever scored at Ross-Ade and matched the most scored under head coach Joe Tiller, while the 52-point margin of victory was Purdue's largest since a 62-7 victory over Boston University at Fenway Park in 1947.

The Boilermakers amassed 580 yards total offense (tied for the third-most under Tiller and tied for the eighth-most ever) while limiting the Wildcats to just 174 (the second-best effort under Tiller). Purdue lit up the scoreboard for eight touchdowns and one field goal, and the nine scoring drives averaged merely 4.9 plays and 1:48 on the clock.

"Playing well was what we needed to do," head coach Joe Tiller. "We thought we made huge improvement from week one to week two. And I thought we played better this week."

Jerome Brooks and Jerod Void both rushed for two touchdowns, while Kyle Ingraham, Brandon Jones, John Standeford and Ray Williams each had a touchdown reception. Brooks ran for 122 yards on 21 carries to lead a ground attack that totaled 292 yards. Standeford caught four passes for 111 yards.

Kyle Orton completed 16 of 28 passes for 261 yards with three long touchdowns -- 81 yards to Standeford, 43 yards to Jones and 35 yards to Williams. Brandon Kirsch saw his first action of 2003 and rushed for 45 yards on just five carries and completed all three passes he attempted for 27 yards.

Purdue led 7-0 after the first quarter, 24-0 at halftime and 38-7 after three quarters.

Defensively, the Boilermakers forced four turnovers that led to 24 points. Landon Johnson tied the school record with two forced fumbles, recovered one of them, had an interception and made four tackles, including two for loss and one sack.

"It's always good whenever the offense takes over where you left off," Johnson said. "I'm sure it feels good for them, too."

**Sept. 17, 2005**  
**No. 12 Purdue 31, Arizona 24**  
**Tucson, Arizona**  
**Arizona Stadium (56,400)**

Behind a dominating effort in the trenches, the 12th-ranked Boilermakers defeated a pesky Arizona team 31-24 before a sellout crowd of 56,400 at Arizona Stadium on Sept. 17.

"I think our football team grew up some tonight," Purdue head coach Joe Tiller said. "I think this was a big game for Arizona. I think when your opponent really takes aim for you and you can answer the challenge time after time, then you begin to mature as a football team. It is a big win for us on the road against a good football team."

Purdue rolled up 239 yards rushing, while allowing the Wildcats merely nine yards via the ground, the seventh-best effort in school history and the best ever on the road.

"All of our backs did an exceptional job," Tiller said. "Defensively, we got a good push up the middle, and that allowed the outside guys to get to the quarterback."

Jerod Void led the offensive assault with 107 yards on 18 carries, a 5.9 average, and three touchdowns, including a career-long 66-yard burst that gave the Boilermakers a 7-0 lead. Brandon Kirsch rushed for 54 yards on eight carries (6.8 average), Kory Sheets 29 yards on 11 carries, Brandon Jones 27 yards on four carries (6.8 average) and Dorian Bryant 24 yards on two carries. Bryant also caught four passes for 82 yards, and all four receptions resulted in first downs.

Void recovered a fumble on an Arizona punt return that set up his third touchdown to put Purdue in front 28-17 late in the third quarter. The Wildcats had a chance in the game's final minute, but Brian Hickman came up with an interception at the Purdue 35-yard line with 38 seconds left to thwart the rally.

The Boilermakers recorded 11 tackles for loss, led by Ray Edwards with 2 1/2 and Stanford Keglra with two. Five players had one sack apiece. Keglra topped the team with seven total stops.

Ben Jones kicked his first field goal of the season, a 47-yarder.

The victory marked the Boilermakers' first at a Pac-10 stadium in 35 years and only their third ever. Their last such win was a 26-14 upset at No. 3 Stanford on Oct. 3, 1970.



## ► BOILERMAKERS ON TWITTER

| Name             | Handle           | Name               | Handle           | Name                   | Handle           | Name              | Handle           |
|------------------|------------------|--------------------|------------------|------------------------|------------------|-------------------|------------------|
| Jacob Abrams     | @jacobabrams300  | Ray Ellis          | @RayEllis96      | Graham Keller          | @gkells54        | Gelen Robinson    | @Gelen_Andre     |
| Griffin Alstott  | @GAlstott        | Noah Ellison       | @EllisonNoah     | D.J. Knox              | @blockknox1      | Marc Roland       | @MarcRoland4     |
| Jackson Anthop   | @AnthropJackson  | Shane Evans        | @BigSEvans       | Brian Lankford-Johnson | @_OTB37          | Joe Schopper      | @SchopperInDaCar |
| Markus Bailey    | @mb_boiler21     | Spencer Evans      | @Spencer_J_Evans | Austin Larkin          | @ALark45         | Brandon Shuman    | @DhatFlyGuy15    |
| Aaron Banks      | @ABanks32        | Semisi Fakasiieiki | @kalapoli041     | Tobias Larry           | @tobiaslarry4    | Rob Simmons       | @Rob_Sims21      |
| Derrick Barnes   | @derrickbarnes21 | Eric Ferguson      | @EricFerguson6   | Sam Loebig             | @samuel_loebig73 | Nick Sipe         | @SipeNick        |
| Kirk Barron      | @KirkBarron73    | Ryan Flaherty      | @ryanflaherty556 | Dedrick Mackey         | @F5_mackey       | Ethan Smart       | @eSmart_73       |
| Viktor Beach     | @viktorbeach     | Benaiah Franklin   | @B_Frank_4       | Anthony Mahoungou      | @AM4_Life        | Simeon Smiley     | @smileyLegacy    |
| Lane Beeler      | @LaneBeeler      | Tario Fuller       | @Rb_Fuller_25    | Kenneth Major          | @KendariusMajor6 | Jared Sparks      | @_jaredsparks2   |
| Ja'Whaun Bentley | @NVBentley33     | Tyler Hamilton     | @hamilton869     | Ben Makowski           | @benmakowski_LS  | David Steinmetz   | @steinmetz70     |
| Antonio Blackmon | @AntonioBlackmon | Kamal Hardy        | @Kamal_Hardy     | Matt McCann            | @bigmac4031      | Mark Stickford    | @MarkStickford   |
| David Blough     | @David_Blough10  | Tanner Hawthorne   | @TannerH52       | T.J. McCollum          | @tjmac_6         | Eric Swingler     | @ericswingler    |
| Brian Bravo      | @brianbravo819   | Josh Hayes         | @JoshHayes_8     | Carter McGinnis        | @TheCarterMcG_33 | Brennan Thieneman | @bthieneman26    |
| Bryce Brown      | @Cocho58         | Cole Herdman       | @Cherdman88      | Robert McWilliams III  | @robertmcwilli1  | Peyton Truitt     | @peyton_truitt68 |
| Wade Buckman     | @whichwadehego   | Grant Hermanns     | @Gt_FootballLife | Michael Mendez         | @mikemendez55    | Jess Trussell     | @JessTrussell    |
| Danny Carollo    | @dancarollo7     | Jake Herr          | @JakeHerr96      | Antoine Miles          | @Capt_Situation  | Chazmyn Turner    | @ChazmynT        |
| Tim Cason        | @TimmyCason      | Kai Higgins        | @The_Real_Kai    | Navon Mosley           | @VonChing_       | D.J. Washington   | @DJWASH01        |
| KeyRon Catlett   | @CatlettKeyron   | Ronnie Hill        | @TheHitmanHill   | Lorenzo Neal           | @loneal40        | Jack Wegher       | @Jack_Wegher3    |
| Andy Chelf       | @Andy_Chelf      | Myles Homan        | @MylesHoman      | Cameron Northern       | @CNorthern27     | Jonah Williams    | @26jowilliams    |
| Zac Collins      | @ZacC23          | Alexander Horvath  | @zhovath         | Aidan O'Connell        | @AOC44           | Eddy Wilson       | @Ewilz213        |
| Alex Criddle     | @bigcriddle65    | Garrett Hudson     | @ghud_xvi        | Josh Okonye            | @OkoNoFlyZone24  | Richie Worship    | @Richie36Worship |
| Allen Daniels    | @lamAllenDaniels | Da'Wan Hunte       | @FYF_CEO         | C.J. Parker            | @grindaholic3    | Terry Wright      | @Tlove_6         |
| Sawyer Dawson    | @sawyerdawson    | T.J. Jallow        | @_1Promise       | Gregory Phillips       | @_GregOnTheRise  | Bearooz Yacoobi   | @Bearooz_50      |
| David Day        | @dday_22         | Race Johnson       | @racerwillie46   | Darius Pittman         | @DariusPittman   | Mike Zeigler      | @Michael_Zeigler |
| Malcolm Dotson   | @Malcolm_Dot15   | Cornel Jones       | @dreambigg       | Zach Randall           | @randall_zach    | Isaac Zico        | @_Zicoooo        |
| D'J Edwards      | @D3III           | Markell Jones      | @Merkjones28     | Giovanni Reviere       | @GiovanniHighto1 | Jeff Brohm        | @JeffBrohm       |



# **QUARTERBACK DAVID BLOUGH**

## **PURDUE CAREER LISTS**

### **»Completions**

|                                     |            |
|-------------------------------------|------------|
| 1. Drew Brees (1997-2000)           | 1,026      |
| 5. Scott Campbell (1980-83)         | 609        |
| 6. Jim Everett (1981-85)            | 572        |
| <b>7. David Blough (2015-pres.)</b> | <b>566</b> |
| 8. Eric Hunter (1989-92)            | 422        |
| 9. Rick Trefzger (1993-96)          | 383        |
| 10. Mike Phipps (1967-69)           | 375        |

### **»Passing Attempts**

|                                     |            |
|-------------------------------------|------------|
| 1. Drew Brees (1997-2000)           | 1,678      |
| 5. Scott Campbell (1980-83)         | 1,060      |
| <b>6. David Blough (2015-pres.)</b> | <b>967</b> |
| 7. Jim Everett (1981-85)            | 965        |
| 8. Eric Hunter (1989-92)            | 818        |
| 9. Mike Phipps (1967-69)            | 733        |
| 10. Rick Trefzger (1993-96)         | 663        |

### **»Passing Yards**

|                                     |              |
|-------------------------------------|--------------|
| 1. Drew Brees (1997-2000)           | 11,792       |
| 6. Jim Everett (1981-85)            | 7,411        |
| <b>7. David Blough (2015-pres.)</b> | <b>6,029</b> |
| 8. Eric Hunter (1989-92)            | 5,598        |
| 9. Mike Phipps (1967-69)            | 5,423        |
| 10. Rick Trefzger (1993-96)         | 5,063        |

### **»Touchdown Passes**

|                                     |           |
|-------------------------------------|-----------|
| 1. Drew Brees (1997-2000)           | 90        |
| 4. Kyle Orton (2001-04)             | 63        |
| 5. Scott Campbell (1980-83)         | 45        |
| <b>6. David Blough (2015-pres.)</b> | <b>44</b> |
| 7. Jim Everett (1981-85)            | 43        |
| 8. Mike Phipps (1967-69)            | 37        |
| 9. Eric Hunter (1989-92)            | 33        |
| 10. Len Dawson (1954-56)            | 29        |

### **»Total Offense**

|                                     |              |
|-------------------------------------|--------------|
| 1. Drew Brees (1997-2000)           | 12,692       |
| 6. Jim Everett (1981-85)            | 7,284        |
| <b>7. David Blough (2015-pres.)</b> | <b>6,239</b> |
| 8. Eric Hunter (1989-92)            | 5,984        |
| 9. Mike Phipps (1967-69)            | 5,883        |
| 10. Rick Trefzger (1993-96)         | 5,057        |

### **»300-Yard Passing Games**

|                                  |          |
|----------------------------------|----------|
| 4. Mark Herrmann (1977-80)       | 8        |
| 5. Kyle Orton (2001-04)          | 7        |
| 6. Scott Campbell (1980-83)      | 6        |
| <b>David Blough (2015-pres.)</b> | <b>6</b> |
| 8. Billy Dicken (1994-97)        | 5        |
| 9. Joey Elliott (2006-09)        | 3        |

### **»400-Yard Passing Games**

|                                  |          |
|----------------------------------|----------|
| 1. Drew Brees (1997-2000)        | 7        |
| 2. Curtis Painter (2005-08)      | 4        |
| 3. Kyle Orton (2001-04)          | 3        |
| 4. Jim Everett (1981-85)         | 2        |
| <b>David Blough (2015-pres.)</b> | <b>2</b> |

## **BLOUGH BY THE NUMBERS**

### **»Top Passing Games - Touchdowns**

|                                       |  |
|---------------------------------------|--|
| 5 - vs. Iowa, 10/15/2016              |  |
| 4 - vs. Nebraska, 10/31/2015          |  |
| 4 - at Minnesota, 11/5/2016           |  |
| 3 - vs. Ohio, 9/8/2017                |  |
| 2 - vs. Bowling Green, 9/26/2015      |  |
| 2 - vs. Cincinnati, 9/10/2016         |  |
| 2 - vs. Nevada, 9/24/2016             |  |
| 2 - at No. 8 Nebraska, 10/22/2016     |  |
| 2 - vs. No. 24 Penn State, 10/29/2016 |  |
| 2 - vs. No. 6 Wisconsin, 11/19/2016   |  |
| 2 - at Indiana, 11/26/2016            |  |
| 2 - vs. No. 16 Louisville, 9/2/2017   |  |

### **»Career Highs**

|  |
|--|
| Career-high yards: 458 vs. Iowa 10/15/16   |
| Career-high TD passes: 5 vs. Iowa 10/15/16 |
| Career-high attps.: 59 vs. Iowa 10/15/16   |
| Career-high comps.: 34 vs. Penn State      |
| Career-high rushing TDs: 2 vs. ECU         |

### **»Top Passing Games - Yardage**

|  |
|--|
| 458 - vs. Iowa, 10/15/2016               |
| 401 - vs. Cincinnati, 9/10/2016          |
| 391 - at Minnesota, 11/5/2016            |
| 340 - vs. Bowling Green, 9/26/2015       |
| 309 - at No. 8 Nebraska, 10/22/2016      |
| 300 - vs. Nevada, 9/24/2016              |
| 287 - at No. 24 Northwestern, 11/14/2015 |
| 281 - vs. No. 24 Penn State, 10/29/2016  |
| 274 - vs. Nebraska, 10/31/2015           |
| 245 - vs. Eastern Kentucky, 9/3/2016     |

### **»Top Passing Games - Completions**

|  |
|--|
| 34 - vs. No. 24 Penn State, 10/29/2016 |
| 32 - vs. Cincinnati, 9/10/2016         |
| 30 - vs. Iowa, 10/15/2016              |
| 29 - vs. Bowling Green, 9/28/2015      |
| 29 - vs. Illinois, 11/7/2015           |
| 29 - at Minnesota, 11/5/2016           |
| 28 - vs. Nebraska, 10/31/2015          |
| 26 - at Northwestern, 11/14/2015       |
| 25 - vs. Eastern Kentucky, 9/3/2016    |
| 25 - at No. 8 Nebraska, 10/22/2016     |

### **»Top Passing Games - Attempts**

|  |
|--|
| 59 - vs. Iowa, 10/15/2016              |
| 57 - vs. Cincinnati, 9/10/16           |
| 50 - vs. No. 24 Penn State, 10/29/2016 |
| 49 - vs. Minnesota, 10/10/2015         |
| 48 - at Minnesota, 11/5/2016           |
| 47 - vs. Illinois, 11/7/2015           |
| 45 - at Northwestern, 11/14/2015       |
| 45 - at Indiana, 11/26/2016            |
| 43 - vs. Nebraska, 10/31/2015          |
| 43 - vs. Eastern Kentucky, 9/3/2016    |
| 43 - at No. 8 Nebraska, 10/22/2016     |

### **»Longest Completions**

|   |
|---|
| 89* - at Minnesota, 11/5/2016           |
| 88* - at No. 8 Nebraska, 10/22/2016     |
| 83* - vs. Nebraska, 10/31/2015          |
| 75* - vs. No. 6 Wisconsin, 11/19/2016   |
| 68* - at Northwestern, 11/14/2015       |
| 62* - vs. Bowling Green, 9/26/2015      |
| 62* - vs. No. 24 Penn State, 10/29/2016 |
| 62* - vs. Ohio, 9/8/2017                |
| 60* - at Minnesota, 11/5/2016           |
| 54* - vs. Iowa, 10/15/2016              |
| 51* - vs. Nevada, 9/24/2016             |

\*touchdown pass

### **»Career Starts Since 2005**

|                                     |           |
|-------------------------------------|-----------|
| Curtis Painter (2005-08)            | 41        |
| <b>David Blough (2015-pres.)</b>    | <b>25</b> |
| Caleb TerBush (2011-12)             | 20        |
| Joey Elliott (2009)                 | 12        |
| Danny Etling (2013-14)              | 12        |
| Austin Appleby (2014-15)            | 11        |
| Rob Henry (2010, 2013)              | 11        |
| Robert Marve (2010, 2012)           | 10        |
| <b>Elijah Sindelar (2017-pres.)</b> | <b>7</b>  |
| Justin Siller (2008, 2010)          | 4         |
| Sean Robinson (2010)                | 1         |

### **»List of Recent Consecutive QB Starts**

|   |
|---|
| <b>2017: Elijah Sindelar 2, 2, 3; David Blough 3, 2</b>                       |
| <b>2016: David Blough 12</b>  |
| <b>2015: David Blough 8; Austin Appleby 1</b>                                 |
| <b>2014-15: Austin Appleby 10</b>   |
| <b>2013-14: Danny Etling 12</b>   |
| <b>2013: Rob Henry 5</b>  |
| <b>2012: Caleb TerBush 7; Robert Marve 5, 1</b>                               |
| <b>2011: Caleb TerBush 13</b>   |
| <b>2010: Robert Marve 4; Rob Henry 4, 2; Sean Robinson 1; Justin Siller 1</b> |
| <b>2009: Joey Elliott 12</b>  |
| <b>2008: Justin Siller 3; Curtis Painter 1</b>                                |
| <b>2005-08: Curtis Painter 40</b>   |

### **»Opening-Day Starters**

|                                   |
|-----------------------------------|
| <b>2017: Elijah Sindelar, So.</b> |
| <b>2016: David Blough, So.</b>    |
| <b>2015: Austin Appleby, Jr.</b>  |
| <b>2014: Danny Etling, So.</b>    |
| <b>2013: Rob Henry, 5th</b>       |
| <b>2012: Robert Marve, 6th</b>    |
| <b>2011: Caleb TerBush, Jr.</b>   |
| <b>2010: Robert Marve, Jr.</b>    |
| <b>2009: Joey Elliott, 5th</b>    |
| <b>2008: Curtis Painter, 5th</b>  |

## **PURDUE SEASON LISTS**

### **»Completions**

|                               |            |
|-------------------------------|------------|
| 4. Curtis Painter (2006)      | 315        |
| 5. Drew Brees (2000)          | 309        |
| <b>6. David Blough (2016)</b> | <b>295</b> |
| 7. Jim Everett (1985)         | 285        |
| 8. Joey Elliott (2009)        | 267        |
| 9. Kyle Orton (2003)          | 251        |
| 10. Jim Everett (1984)        | 249        |

### **»Passing Attempts**

|                               |            |
|-------------------------------|------------|
| 3. Drew Brees (1999)          | 554        |
| 4. Curtis Painter (2006)      | 530        |
| <b>5. David Blough (2016)</b> | <b>517</b> |
| 6. Drew Brees (2000)          | 512        |
| 7. Jim Everett (1985)         | 450        |
| 8. Joey Elliott (2009)        | 433        |
| 9. Jim Everett (1984)         | 431        |
| 10. Kyle Orton (2003)         | 414        |

### **»Touchdown Passes**

|                            |           |
|----------------------------|-----------|
| 3. Curtis Painter (2007)   | 29        |
| 4. Drew Brees (2000)       | 26        |
| 5. Drew Brees (1999)       | 25        |
| <b>David Blough (2016)</b> | <b>25</b> |
| 7. Mike Phipps (1969)      | 23        |
| Mark Herrmann (1980)       | 23        |
| Jim Everett (1985)         | 23        |
| 10. Curtis Painter (2006)  | 22        |

## **2016 FBS RANKINGS**

### **»Completions**

|                                   |            |
|-----------------------------------|------------|
| 6. Ryan Higgins, Louisiana Tech   | 300        |
| <b>7. David Blough, Purdue</b>    | <b>295</b> |
| 8. Logan Woodside, Toledo         | 289        |
| 9. Mitch Trubisky, North Carolina | 281        |

### **»First Downs Passing**

|                                  |            |
|----------------------------------|------------|
| 16. Skyler Howard, West Virginia | 145        |
| 17. Brett Rypien, Boise State    | 144        |
| <b>18. David Blough, Purdue</b>  | <b>142</b> |
| Josh Allen, Wyoming              | 142        |
| Daniel Jones, Duke               | 142        |

### **»Pass Yards Per Game**

|                                   |              |
|-----------------------------------|--------------|
| 20. Lamar Jackson, Louisville     | 282.5        |
| <b>21. David Blough, Purdue</b>   | <b>279.3</b> |
| 22. Brett Rypien, Boise State     | 278.4        |
| 23. Cooper Rush, Central Michigan | 272.3        |

**P** ▶ BREAKING DOWN THE PRODUCTION FROM 2016**QUARTERBACKS****GONE**

| Name   | Career Stats |
|--------|--------------|
| <None> | --           |

**RETURNING**

| Name                  | Career Stats                         |
|-----------------------|--------------------------------------|
| David Blough (Jr.)    | 464-810-29, 4,926 yds, 35 TDs        |
| Elijah Sindelar (So.) | 14-32-3, 165 yds                     |
| Aaron Banks (Jr.)     | 1-1-0, 4 yds                         |
| <b>TOTAL</b>          | <b>479-843-32, 5,095 yds, 35 TDs</b> |

**THE OTHERS**

Griffin Alstott (Fr.), Danny Carollo (Fr.), Aidan O'Connell (Fr.), Nick Sipe (Fr.), Jared Sparks (R-Fr.)

**RUNNING BACKS****GONE**

| Name         | Career Stats         |
|--------------|----------------------|
| David Yancey | 12 carries, 39 yards |

**RETURNING**

| Name                         | Career Stats                            |
|------------------------------|---|
| Markell Jones (Jr.)          | 321 carries, 1,491 yards, 14 TDs        |
| D.J. Knox (Jr.)              | 108 carries, 408 yards, 2 TDs           |
| Brian Lankford-Johnson (So.) | 48 carries, 314 yards, 4 TDs            |
| Richie Worship (So.)         | 35 carries, 133 yards, 2 TDs            |
| Tario Fuller (So.)           | 10 carries, 30 yards                    |
| <b>TOTAL</b>                 | <b>522 carries, 2,376 yards, 22 TDs</b> |

**THE OTHERS**

Lane Beeler (Jr.), Alexander Horvath (Fr.), Carter McGinnis (Fr.), Jack Wegher (So.)

**WIDE RECEIVERS****GONE**

| Name             | Career Stats                         |
|------------------|--------------------------------------|
| DeAngelo Yancey  | 141 rec., 2,344 yards, 20 TDs        |
| Cameron Posey    | 110 rec., 1,096 yards, 8 TDs         |
| Domonique Young  | 50 rec., 614 yards, 2 TDs            |
| Bilal Marshall   | 47 rec., 549 yards, 3 TDs            |
| Malik Kimbrough  | 10 rec., 72 yards, TD                |
| Terrance Landers | 3 rec., 16 yards                     |
| <b>TOTAL</b>     | <b>361 rec., 4,691 yards, 34 TDs</b> |

**RETURNING**

| Name                    | Career Stats                     |
|-------------------------|----------------------------------|
| Gregory Phillips (Sr.)  | 40 rec., 465 yards, 2 TDs        |
| Anthony Mahoungou (Sr.) | 21 rec., 192 yards               |
| Jarrett Burgess (Jr.)   | 2 rec., 27 yards                 |
| <b>TOTAL</b>            | <b>63 rec., 684 yards, 2 TDs</b> |

**THE OTHERS**

Jackson Anthrop (R-Fr.), KeyRon Catlett (Fr.), Malcolm Dotson (So.), D'J Edwards (Fr.), Noah Ellison (Fr.), Benaiah Franklin (R-Fr.), Tyler Hamilton (Fr.), Ryan James (Fr.), Terry Wright (Jr.), Isaac Zico (Jr.)

**TIGHT ENDS****GONE**

| Name   | Career Stats |
|--------|--------------|
| <None> | --           |

**RETURNING**

| Name                 | Career Stats                     |
|----------------------|----------------------------------|
| Cole Herdman (Jr.)   | 53 rec., 483 yards, 5 TDs        |
| Brycen Hopkins (So.) | 10 rec., 183 yards, 4 TDs        |
| <b>TOTAL</b>         | <b>63 rec., 666 yards, 9 TDs</b> |

**THE OTHERS**

Wade Buckman (R-Fr.), Darius Pittman (Fr.), Jess Trussell (So.)

**SAFETIES****GONE**

| Name            | Career Stats                             |
|-----------------|--|
| Leroy Clark     | 212 tkls, 3.5 TFL, 3 INTs                |
| Brandon Roberts | 60 tkls, 1 sack, 1 INT                   |
| <b>TOTAL</b>    | <b>272 tkls, 3.5 TFL, 1 sack, 4 INTs</b> |

**RETURNING**

| Name                  | Career Stats                     |
|-----------------------|----------------------------------|
| Navon Mosley (So.)    | 49 tkls                          |
| C.J. Parker (Sr.)     | 35 tkls, 3.0 TFL, 1 INT          |
| Jacob Thieneman (Jr.) | 16 tkls, 1 INT                   |
| <b>TOTAL</b>          | <b>100 tkls, 3.0 TFL, 2 INTs</b> |

**THE OTHERS**

Andy Chelf (So.), Wes Cook (Sr.), Ronnie Hill (So.), T.J. Jallow (Jr.), Race Johnson (Sr.), Brennan Thieneman (R-Fr.)

**CORNERBACKS****GONE**

| Name          | Career Stats |
|---------------|--------------|
| Myles Norwood | 28 tkls      |

**RETURNING**

| Name                   | Career Stats                          |
|------------------------|---------------------------------------|
| Da'Wan Hunte (Sr.)     | 67 tkls, 4.0 TFLs, 1 sack             |
| Tim Cason (Jr.)        | 21 tkls                               |
| Josh Hayes (So.)       | 13 tkls, 1 INT                        |
| Antonio Blackmon (Jr.) | 9 tkls, 1 INT                         |
| <b>TOTAL</b>           | <b>110 tkls, 4 TFL, 1 sack 2 INTs</b> |

**THE OTHERS**

Jacob Abrams (Fr.), David Day (So.), Kamal Hardy (Sr.), Mike Little (So.), Dedrick Mackey (Fr.), Kenneth Major (Fr.), Josh Okonye (GS), Brandon Shuman (So.), Simeon Smiley (R-Fr.)

**LINEBACKERS****GONE**

| Name              | Career Stats                              |
|-------------------|---|
| Jimmy Herman      | 138 tkls, 7.0 TFL, 0.5 sack, INT          |
| Andy James Garcia | 100 tkls, 5.5 TFL, 2 sack, INT            |
| <b>TOTAL</b>      | <b>238 tkls, 12.5 TFL, 1 sack, 2 INTs</b> |

**RETURNING**

| Name                   | Career Stats                                      |
|------------------------|---|
| Ja'Whaun Bentley (Sr.) | 175 tkls, 18.0 TFL, INT, 3 FR                     |
| Danny Ezechukwu (Sr.)  | 166 tkls, 7.0 TFL, 2 INT, 1 FR                    |
| Markus Bailey (So.)    | 106 tkls, 6.0 TFL, 4 INT                          |
| Garrett Hudson (Sr.)   | 34 tkls, 4.0 TFL, 0.5 sack, 1 FR                  |
| <b>TOTAL</b>           | <b>481 tkls, 31.5 TFL, 0.5 sack, 4 INTs, 5 FR</b> |

**THE OTHERS**

Derrick Barnes (Fr.), Sawyer Dawson (So.), Semisi Fakasiieiki (R-Fr.), Cornel Jones (Fr.), Tobias Larry (Fr.), T.J. McCollum (GS), Rob Simmons (Jr.), Jonah Williams (Fr.)

**PUNTERS****GONE**

| Name   | Career Stats |
|--------|--------------|
| <None> | --           |

**RETURNING**

| Name               | Career Stats                      |
|--------------------|-----------------------------------|
| Joe Schopper (Jr.) | 114 punts, 4,609 yds, (40.4 avg.) |

**THE OTHERS**

Jake Herr (So.)

**DEFENSIVE LINE****GONE**

| Name          | Career Stats                               |
|---------------|--|
| Jake Replogle | 161 tkls, 34.5 TFL, 8.0 sack, 1 FR         |
| Evan Panfil   | 75 tkls, 20.5 TFL, 9.0 sack                |
| <b>TOTAL</b>  | <b>236 tkls, 55.0 TFL, 17.0 sack, 1 FR</b> |

**RETURNING**

| Name                 | Career Stats  |
|----------------------|---|
| Gelen Robinson (Sr.) | 113 tkls, 21 TFL, 8.5 sack, INT                           |
| Eddy Wilson (Jr.)    | 46 tkls, 6.0 TFL, 2.5 sack, 1 FR                          |
| Antoine Miles (Sr.)  | 27 tkls, 5.0 TFL, 3.0 sack                                |
| Austin Larkin (Sr.)  | 19 tkls, 3.5 TFL, 2.5 sack                                |
| Lorenzo Neal (So.)   | 10 tkls, 3.0 TFL, 1.0 sack                                |
| <b>TOTAL</b>         | <b>215 tkls, 38.5 TFL, 17.5 sack, 4 INTs, 1 FR, 1 INT</b> |

**THE OTHERS**

Alex Criddle (So.), Allen Daniels (Fr.), Ray Ellis (Jr.), Kai Higgins (So.), Robert McWilliams III (Fr.), Keiwan Jones (Jr.), Giovanni Reviere (Fr.), Chazmyn Turner (So.), Anthony Watts (R-Fr.), Mike Zeigler (Jr.)

**KICKERS****GONE**

| Name   | Career Stats |
|--------|--------------|
| <None> | --           |

**RETURNING**

| Name                 | Career Stats                    |
|----------------------|---------------------------------|
| J.D. Dellinger (So.) | 10-14 FGs, 35-36 PATs, Long: 42 |

**THE OTHERS**

Brian Bravo (Jr.), Zac Collins (Fr.), Spencer Evans (Jr.), Myles Homan (So.)

*\*Career stats do not include 2017*



Schedule/Game Results

| Date     | Opponent           | Score | Overall | Conference | Time | Attend |
|----------|--------------------|-------|---------|------------|------|--------|
| Sept. 2  | vs. #16 Louisville | 28-35 | 0-1     | 0-0        | 3:50 | 37,394 |
| Sept. 8  | Ohio               | 44-21 | 1-1     | 0-0        | 3:05 | 45,633 |
| Sept. 19 | at Missouri        | 35-3  | 2-1     | 0-0        | 3:11 | 53,262 |
| Sept. 23 | #8 Michigan *      | 10-28 | 2-2     | 0-1        | 3:28 | 60,042 |
| Oct. 7   | Minnesota *        | 31-17 | 3-2     | 1-1        | 4:55 | 42,085 |
| Oct. 14  | at #7 Wisconsin *  | 9-17  | 3-3     | 1-2        | 3:07 | 78,580 |
| Oct. 21  | at Rutgers *       | 12-14 | 3-4     | 1-3        | 3:17 | 38,278 |
| Oct. 28  | Nebraska *         | 24-25 | 3-5     | 1-4        | 3:26 | 41,411 |
| Nov. 4   | Illinois *         | 29-10 | 4-5     | 2-4        | 3:17 | 46,027 |
| Nov. 11  | Northwestern *     | 13-23 | 4-6     | 2-5        | 3:24 | 33,765 |
| Nov. 18  | at Iowa *          | 24-15 | 5-6     | 3-5        | 3:03 | 60,554 |
| Nov. 25  | Indiana *          | 31-24 | 6-6     | 4-5        | 3:30 | 52,105 |

\* indicates conference game.

Team Statistics

| TEAM STATISTICS         | PUR         | OPP          |
|-------------------------|-------------|--------------|
| SCORING                 | 290         | 232          |
| Points Per Game         | 24.2        | 19.3         |
| Points Off Turnovers    | 54          | 30           |
| FIRST DOWNS             | 255         | 231          |
| Rushing                 | 103         | 83           |
| Passing                 | 129         | 126          |
| Penalty                 | 23          | 22           |
| RUSHING YARDAGE         | 1811        | 1600         |
| Yards gained rushing    | 2067        | 1912         |
| Yards lost rushing      | 256         | 312          |
| Rushing Attempts        | 407         | 446          |
| Average Per Rush        | 4.4         | 3.6          |
| Average Per Game        | 150.9       | 133.3        |
| TDs Rushing             | 11          | 10           |
| PASSING YARDAGE         | 2874        | 2851         |
| Comp-Att-Int            | 259-438-10  | 231-411-9    |
| Average Per Pass        | 6.6         | 6.9          |
| Average Per Catch       | 11.1        | 12.3         |
| Average Per Game        | 239.5       | 237.6        |
| TDs Passing             | 23          | 16           |
| TOTAL OFFENSE           | 4685        | 4451         |
| Total Plays             | 845         | 857          |
| Average Per Play        | 5.5         | 5.2          |
| Average Per Game        | 390.4       | 370.9        |
| KICK RETURNS: #-Yards   | 29-482      | 21-486       |
| PUNT RETURNS: #-Yards   | 18-62       | 11-101       |
| INT RETURNS: #-Yards    | 9-240       | 10-85        |
| KICK RETURN AVERAGE     | 16.6        | 23.1         |
| PUNT RETURN AVERAGE     | 3.4         | 9.2          |
| INT RETURN AVERAGE      | 26.7        | 8.5          |
| FUMBLES-LOST            | 15-6        | 13-10        |
| PENALTIES-Yards         | 70-608      | 84-731       |
| Average Per Game        | 50.7        | 60.9         |
| PUNTS-Yards             | 67-2694     | 78-3045      |
| Average Per Punt        | 40.2        | 39.0         |
| Net punt average        | 37.8        | 37.2         |
| KICKOFFS-Yards          | 60-3698     | 50-3056      |
| Average Per Kick        | 61.6        | 61.1         |
| Net kick average        | 38.1        | 41.5         |
| TIME OF POSSESSION/Game | 28:40       | 31:20        |
| 3RD-DOWN Conversions    | 55/167      | 70/192       |
| 3rd-Down Pct            | 33%         | 36%          |
| 4TH-DOWN Conversions    | 12/20       | 13/23        |
| 4th-Down Pct            | 60%         | 57%          |
| SACKS BY-Yards          | 25-188      | 30-190       |
| MISC YARDS              | 0           | 7            |
| TOUCHDOWNS SCORED       | 35          | 27           |
| FIELD GOALS-ATTEMPTS    | 16-22       | 15-15        |
| ON-SIDE KICKS           | 0-2         | 1-3          |
| RED-ZONE SCORES         | (40-45) 89% | (34-42) 81%  |
| RED-ZONE TOUCHDOWNS     | (26-45) 58% | (20-42) 48%  |
| PAT-ATTEMPTS            | (30-31) 97% | (23-23) 100% |
| ATTENDANCE              | 287303      | 264439       |
| Games/Avg Per Game      | 6/47884     | 5/52888      |
| Neutral Site Games      |             | 1/42647      |

Score by Quarters

|           | 1st | 2nd | 3rd | 4th | Total |
|-----------|-----|-----|-----|-----|-------|
| Purdue    | 61  | 95  | 64  | 70  | 290   |
| Opponents | 59  | 55  | 48  | 70  | 232   |

Individual Statistics

| RUSHING             | GP | Att | Gain | Loss | Net  | Avg  | TD | Lng | Avg/G |
|---------------------|----|-----|------|------|------|------|----|-----|-------|
| Markell Jones       | 9  | 92  | 492  | 12   | 480  | 5.2  | 1  | 32  | 53.3  |
| D.J. Knox           | 12 | 79  | 466  | 6    | 460  | 5.8  | 1  | 41  | 38.3  |
| Tario Fuller        | 3  | 43  | 269  | 8    | 261  | 6.1  | 2  | 39  | 87.0  |
| Richie Worship      | 10 | 53  | 263  | 6    | 257  | 4.8  | 3  | 26  | 25.7  |
| Jared Sparks        | 12 | 23  | 126  | 3    | 123  | 5.3  | 0  | 18  | 10.2  |
| David Blough        | 9  | 42  | 186  | 83   | 103  | 2.5  | 2  | 21  | 11.4  |
| B. Lankford-Johnson | 6  | 22  | 91   | 5    | 86   | 3.9  | 0  | 15  | 14.3  |
| Terry Wright        | 11 | 5   | 45   | 0    | 45   | 9.0  | 0  | 16  | 4.1   |
| Gregory Phillips    | 12 | 2   | 26   | 0    | 26   | 13.0 | 0  | 21  | 2.2   |
| Jackson Anthrop     | 12 | 9   | 23   | 6    | 17   | 1.9  | 2  | 5   | 1.4   |
| Joe Schopper        | 12 | 1   | 13   | 0    | 13   | 13.0 | 0  | 13  | 1.1   |
| Jarrett Burgess     | 6  | 1   | 0    | 0    | 0    | 0.0  | 0  | 0   | 0.0   |
| Elijah Sindelar     | 11 | 29  | 67   | 119  | -52  | -1.8 | 0  | 21  | -4.7  |
| Team                |    | 6   | 0    | 8    | -8   | -1.3 | 0  | 0   | -2.7  |
| Total               | 12 | 407 | 2067 | 256  | 1811 | 4.4  | 11 | 41  | 150.9 |
| Opponents           | 12 | 446 | 1912 | 312  | 1600 | 3.6  | 10 | 74  | 133.3 |

| PASSING         | G  | Effic  | Cmp-Att-Int | Pct   | Yds  | TD | Lng | Avg/G |
|-----------------|----|--------|-------------|-------|------|----|-----|-------|
| Elijah Sindelar | 11 | 120.02 | 154-276-6   | 55.8  | 1703 | 14 | 54  | 154.8 |
| David Blough    | 9  | 137.80 | 102-157-4   | 65.0  | 1103 | 9  | 62  | 122.6 |
| Joe Schopper    | 12 | 284.80 | 2-2-0       | 100.0 | 44   | 0  | 22  | 3.7   |
| Team            | 3  | 0.00   | 0-2-0       | 0.0   | 0    | 0  | 0   | 0.0   |
| Jackson Anthrop | 12 | 301.60 | 1-1-0       | 100.0 | 24   | 0  | 24  | 2.0   |
| Total           | 12 | 127.01 | 259-438-10  | 59.1  | 2874 | 23 | 62  | 239.5 |
| Opponents       | 12 | 122.94 | 231-411-9   | 56.2  | 2851 | 16 | 52  | 237.6 |

| RECEIVING           | G  | No. | Yds  | Avg  | TD | Long | Avg/G |
|---------------------|----|-----|------|------|----|------|-------|
| Jackson Anthrop     | 12 | 44  | 391  | 8.9  | 5  | 35   | 32.6  |
| Anthony Mahoungou   | 12 | 34  | 570  | 16.8 | 6  | 49   | 47.5  |
| Gregory Phillips    | 12 | 30  | 275  | 9.2  | 0  | 29   | 22.9  |
| Terry Wright        | 11 | 29  | 274  | 9.4  | 0  | 36   | 24.9  |
| Brycen Hopkins      | 11 | 23  | 324  | 14.1 | 3  | 38   | 29.5  |
| Cole Herdman        | 11 | 19  | 316  | 16.6 | 3  | 62   | 28.7  |
| Jared Sparks        | 12 | 18  | 212  | 11.8 | 0  | 34   | 17.7  |
| D.J. Knox           | 12 | 12  | 102  | 8.5  | 2  | 22   | 8.5   |
| Jarrett Burgess     | 6  | 11  | 130  | 11.8 | 1  | 36   | 21.7  |
| Markell Jones       | 9  | 11  | 50   | 4.5  | 0  | 13   | 5.6   |
| Richie Worship      | 10 | 10  | 73   | 7.3  | 2  | 17   | 7.3   |
| Isaac Zico          | 10 | 6   | 34   | 5.7  | 1  | 10   | 3.4   |
| Tario Fuller        | 3  | 5   | 37   | 7.4  | 0  | 25   | 12.3  |
| B. Lankford-Johnson | 6  | 3   | 11   | 3.7  | 0  | 6    | 1.8   |
| David Blough        | 9  | 1   | 24   | 24.0 | 0  | 24   | 2.7   |
| Ben Makowski        | 10 | 1   | 22   | 22.0 | 0  | 22   | 2.2   |
| Mike Little         | 10 | 1   | 22   | 22.0 | 0  | 22   | 2.2   |
| Corey Holmes        | 4  | 1   | 7    | 7.0  | 0  | 7    | 1.8   |
| Total               | 12 | 259 | 2874 | 11.1 | 23 | 62   | 239.5 |
| Opponents           | 12 | 231 | 2851 | 12.3 | 16 | 52   | 237.6 |

| PUNT RETURNS    | No. | Yds | Avg  | TD | Long |
|-----------------|-----|-----|------|----|------|
| Jackson Anthrop | 17  | 30  | 1.8  | 0  | 7    |
| Garrett Hudson  | 1   | 14  | 14.0 | 0  | 0    |
| Race Johnson    | 0   | 18  | 0.0  | 0  | 18   |
| Total           | 18  | 62  | 3.4  | 0  | 18   |
| Opponents       | 11  | 101 | 9.2  | 0  | 39   |

| KICK RETURNS    | No. | Yds | Avg  | TD | Long |
|-----------------|-----|-----|------|----|------|
| D.J. Knox       | 16  | 288 | 18.0 | 0  | 44   |
| KeyRon Catlett  | 5   | 62  | 12.4 | 0  | 21   |
| Richie Worship  | 3   | 63  | 21.0 | 0  | 22   |
| Markell Jones   | 2   | 29  | 14.5 | 0  | 18   |
| Garrett Hudson  | 1   | 4   | 4.0  | 0  | 4    |
| Darius Pittman  | 1   | 16  | 16.0 | 0  | 16   |
| Jackson Anthrop | 1   | 20  | 20.0 | 0  | 20   |
| Total           | 29  | 482 | 16.6 | 0  | 44   |
| Opponents       | 21  | 486 | 23.1 | 0  | 53   |

| Individual Statistics |     |     |      |    |      |
|-----------------------|-----|-----|------|----|------|
| INTERCEPTIONS         | No. | Yds | Avg  | TD | Long |
| Navon Mosley          | 2   | 7   | 3.5  | 0  | 7    |
| Danny Ezechukwu       | 1   | 38  | 38.0 | 0  | 38   |
| Kamal Hardy           | 1   | 34  | 34.0 | 0  | 34   |
| Jacob Thieneman       | 1   | 0   | 0.0  | 0  | 0    |
| Ja'Whaun Bentley      | 1   | 76  | 76.0 | 1  | 76   |
| Markus Bailey         | 1   | 22  | 22.0 | 0  | 22   |
| Garrett Hudson        | 1   | 21  | 21.0 | 0  | 21   |
| Da'Wan Hunte          | 1   | 42  | 42.0 | 0  | 42   |
| Total                 | 9   | 240 | 26.7 | 1  | 76   |
| Opponents             | 10  | 85  | 8.5  | 1  | 61   |

| FUMBLE RETURNS  | No. | Yds | Avg  | TD | Long |
|-----------------|-----|-----|------|----|------|
| Markus Bailey   | 1   | 19  | 19.0 | 0  | 19   |
| Danny Ezechukwu | 1   | 32  | 32.0 | 0  | 32   |
| Total           | 2   | 51  | 25.5 | 0  | 32   |
| Opponents       | 1   | 4   | 4.0  | 0  | 4    |

| PATs              |    |       |       |      |     |      |     |     |        |
|-------------------|----|-------|-------|------|-----|------|-----|-----|--------|
| SCORING           | TD | FGs   | Kick  | Rush | Rcv | Pass | DXP | Saf | Points |
| J.D. Dellinger    | 0  | 9-12  | 16-16 | 0-0  | 0   | 0-0  | 0   | 0   | 43     |
| Jackson Anthrop   | 7  | 0-0   | 0-0   | 0-0  | 0   | 0-0  | 0   | 0   | 42     |
| Anthony Mahoungou | 6  | 0-0   | 0-0   | 0-0  | 0   | 0-0  | 0   | 0   | 36     |
| Spencer Evans     | 0  | 7-10  | 14-15 | 0-0  | 0   | 0-0  | 0   | 0   | 35     |
| Richie Worship    | 5  | 0-0   | 0-0   | 0-0  | 0   | 0-0  | 0   | 0   | 30     |
| Brycen Hopkins    | 3  | 0-0   | 0-0   | 0-0  | 0   | 0-0  | 0   | 0   | 18     |
| Cole Herdman      | 3  | 0-0   | 0-0   | 0-0  | 0   | 0-0  | 0   | 0   | 18     |
| D.J. Knox         | 3  | 0-0   | 0-0   | 0-0  | 0   | 0-0  | 0   | 0   | 18     |
| Tario Fuller      | 2  | 0-0   | 0-0   | 0-0  | 0   | 0-0  | 0   | 0   | 12     |
| David Blough      | 2  | 0-0   | 0-0   | 0-0  | 0   | 0-1  | 0   | 0   | 12     |
| Isaac Zico        | 1  | 0-0   | 0-0   | 0-0  | 0   | 0-0  | 0   | 0   | 6      |
| Ja'Whaun Bentley  | 1  | 0-0   | 0-0   | 0-0  | 0   | 0-0  | 0   | 0   | 6      |
| Markell Jones     | 1  | 0-0   | 0-0   | 0-0  | 0   | 0-0  | 0   | 0   | 6      |
| Jarrett Burgess   | 1  | 0-0   | 0-0   | 0-0  | 0   | 0-0  | 0   | 0   | 6      |
| Gregory Phillips  | 0  | 0-0   | 0-0   | 0-0  | 1   | 0-0  | 0   | 0   | 2      |
| Elijah Sindelar   | 0  | 0-0   | 0-0   | 0-0  | 0   | 1-2  | 0   | 0   | 0      |
| Jared Sparks      | 0  | 0-0   | 0-0   | 0-1  | 0   | 0-0  | 0   | 0   | 0      |
| Total             | 35 | 16-22 | 30-31 | 0-1  | 1   | 1-3  | 0   | 0   | 290    |
| Opponents         | 27 | 15-15 | 23-23 | 0-1  | 0   | 0-3  | 0   | 1   | 232    |

| TOTAL OFFENSE       | G  | Plays | Rush | Pass | Total | Avg/G |
|---------------------|----|-------|------|------|-------|-------|
| Elijah Sindelar     | 11 | 305   | -52  | 1703 | 1651  | 150.1 |
| David Blough        | 9  | 199   | 103  | 1103 | 1206  | 134.0 |
| Markell Jones       | 9  | 92    | 480  | 0    | 480   | 53.3  |
| D.J. Knox           | 12 | 79    | 460  | 0    | 460   | 38.3  |
| Tario Fuller        | 3  | 43    | 261  | 0    | 261   | 87.0  |
| Richie Worship      | 10 | 53    | 257  | 0    | 257   | 25.7  |
| Jared Sparks        | 12 | 23    | 123  | 0    | 123   | 10.2  |
| B. Lankford-Johnson | 6  | 22    | 86   | 0    | 86    | 14.3  |
| Joe Schopper        | 12 | 3     | 13   | 44   | 57    | 4.8   |
| Terry Wright        | 11 | 5     | 45   | 0    | 45    | 4.1   |
| Jackson Anthrop     | 12 | 10    | 17   | 24   | 41    | 3.4   |
| Gregory Phillips    | 12 | 2     | 26   | 0    | 26    | 2.2   |
| Team                |    | 8     | -8   | 0    | -8    | -2.7  |
| Total               | 12 | 845   | 1811 | 2874 | 4685  | 390.4 |
| Opponents           | 12 | 857   | 1600 | 2851 | 4451  | 370.9 |

| FIELD GOALS    | FGM-FGA | Pct  | 01-19 | 20-29 | 30-39 | 40-49 | 50-99 | Lg | Blk |
|----------------|---------|------|-------|-------|-------|-------|-------|----|-----|
| J.D. Dellinger | 9-12    | 75.0 | 1-1   | 6-6   | 1-1   | 1-3   | 0-1   | 40 | 1   |
| Spencer Evans  | 7-10    | 70.0 | 0-0   | 2-2   | 3-3   | 2-4   | 0-1   | 49 | 0   |

| Individual Statistics |                   |                     |
|-----------------------|-------------------|---------------------|
| FG SEQUENCE           | Purdue            | Opponents           |
| Louisville            | 53                | (23),(32),(30)      |
| Ohio                  | (36),(22),(38)    | -                   |
| Mizzou                | 48,47             | (29)                |
| Michigan              | (29)              | -                   |
| Minnesota             | 52,(19)           | (38)                |
| Wisconsin             | (36),42,(49),(40) | (46)                |
| Rutgers               | (26),(24)         | -                   |
| Nebraska              | (20)              | (44),(21),(37),(25) |
| Illinois              | (26),(42),(30)    | (31)                |
| Northwestern          | 42                | (19),(24),(36)      |
| Iowa                  | (27)              | -                   |
| Indiana               | (26)              | (22)                |

Numbers in (parentheses) indicate field goal was made.

| PUNTING      | No. | Yds  | Avg  | Long | TB | FC | I20 | 50+ | Blkd |
|--------------|-----|------|------|------|----|----|-----|-----|------|
| Joe Schopper | 67  | 2694 | 40.2 | 68   | 3  | 38 | 28  | 15  | 0    |
| Total        | 67  | 2694 | 40.2 | 68   | 3  | 38 | 28  | 15  | 0    |
| Opponents    | 78  | 3045 | 39.0 | 65   | 4  | 34 | 24  | 10  | 2    |

| KICKOFFS      | No. | Yds  | Avg  | TB | OB | Retn | Net  | YdLn |
|---------------|-----|------|------|----|----|------|------|------|
| Spencer Evans | 55  | 3380 | 61.5 | 34 | 1  |      |      |      |
| Myles Homan   | 5   | 318  | 63.6 | 3  | 0  |      |      |      |
| Total         | 60  | 3698 | 61.6 | 37 | 1  | 486  | 38.1 | 26   |
| Opponents     | 50  | 3056 | 61.1 | 20 | 1  | 482  | 41.5 | 23   |

| ALL PURPOSE         | G  | Rush | Rec  | PR  | KOR | IR  | Tot  | Avg/G |
|---------------------|----|------|------|-----|-----|-----|------|-------|
| D.J. Knox           | 12 | 460  | 102  | 0   | 288 | 0   | 850  | 70.8  |
| Anthony Mahoungou   | 12 | 0    | 570  | 0   | 0   | 0   | 570  | 47.5  |
| Markell Jones       | 9  | 480  | 50   | 0   | 29  | 0   | 559  | 62.1  |
| Jackson Anthrop     | 12 | 17   | 391  | 30  | 20  | 0   | 458  | 38.2  |
| Richie Worship      | 10 | 257  | 73   | 0   | 63  | 0   | 393  | 39.3  |
| Jared Sparks        | 12 | 123  | 212  | 0   | 0   | 0   | 335  | 27.9  |
| Brycen Hopkins      | 11 | 0    | 324  | 0   | 0   | 0   | 324  | 29.5  |
| Terry Wright        | 11 | 45   | 274  | 0   | 0   | 0   | 319  | 29.0  |
| Cole Herdman        | 11 | 0    | 316  | 0   | 0   | 0   | 316  | 28.7  |
| Gregory Phillips    | 12 | 26   | 275  | 0   | 0   | 0   | 301  | 25.1  |
| Tario Fuller        | 3  | 261  | 37   | 0   | 0   | 0   | 298  | 99.3  |
| Jarrett Burgess     | 6  | 0    | 130  | 0   | 0   | 0   | 130  | 21.7  |
| David Blough        | 9  | 103  | 24   | 0   | 0   | 0   | 127  | 14.1  |
| B. Lankford-Johnson | 6  | 86   | 11   | 0   | 0   | 0   | 97   | 16.2  |
| Ja'Whaun Bentley    | 11 | 0    | 0    | 0   | 0   | 76  | 76   | 6.9   |
| KeyRon Catlett      | 6  | 0    | 0    | 0   | 62  | 0   | 62   | 10.3  |
| Da'Wan Hunte        | 11 | 0    | 0    | 0   | 0   | 42  | 42   | 3.8   |
| Garrett Hudson      | 12 | 0    | 0    | 14  | 4   | 21  | 39   | 3.2   |
| Danny Ezechukwu     | 12 | 0    | 0    | 0   | 0   | 38  | 38   | 3.2   |
| Isaac Zico          | 10 | 0    | 34   | 0   | 0   | 0   | 34   | 3.4   |
| Kamal Hardy         | 8  | 0    | 0    | 0   | 0   | 34  | 34   | 4.2   |
| Ben Makowski        | 10 | 0    | 22   | 0   | 0   | 0   | 22   | 2.2   |
| Markus Bailey       | 12 | 0    | 0    | 0   | 0   | 22  | 22   | 1.8   |
| Mike Little         | 10 | 0    | 22   | 0   | 0   | 0   | 22   | 2.2   |
| Race Johnson        | 7  | 0    | 0    | 18  | 0   | 0   | 18   | 2.6   |
| Darius Pittman      | 9  | 0    | 0    | 0   | 16  | 0   | 16   | 1.8   |
| Joe Schopper        | 12 | 13   | 0    | 0   | 0   | 0   | 13   | 1.1   |
| Navon Mosley        | 12 | 0    | 0    | 0   | 0   | 7   | 7    | 0.6   |
| Corey Holmes        | 4  | 0    | 7    | 0   | 0   | 0   | 7    | 1.8   |
| Elijah Sindelar     | 11 | -52  | 0    | 0   | 0   | 0   | -52  | -4.7  |
| Team                |    | -8   | 0    | 0   | 0   | 0   | -8   | -2.7  |
| Total               | 12 | 1811 | 2874 | 62  | 482 | 240 | 5469 | 455.8 |
| Opponents           | 12 | 1600 | 2851 | 101 | 486 | 85  | 5130 | 427.5 |

### Defensive Statistics

| DEFENSIVE LEADERS    | GP    | -----Tackles----- |     |       | TFL/Yds  | --Sacks-- | ----Pass Def---- |      | QBH | ---Fumbles--- |    | Blkd Kick | Saf |
|----------------------|-------|-------------------|-----|-------|----------|-----------|------------------|------|-----|---------------|----|-----------|-----|
|                      |       | Solo              | Ast | Total |          | No-Yards  | Int-Yds          | BrUp |     | Rcv-Yds       | FF |           |     |
| 4 Ja'Whaun Bentley   | 11-10 | 49                | 40  | 89    | 9.5-21   | .         | 1-76             | 3    | .   | .             | 2  | .         | .   |
| 21 Markus Bailey     | 12-12 | 57                | 21  | 78    | 10.0-61  | 7.0-56    | 1-22             | 2    | .   | 1-19          | 1  | .         | .   |
| 41 Jacob Thieneman   | 12-11 | 47                | 27  | 74    | 5.0-17   | 2.0-13    | 1-0              | 2    | .   | 1-0           | .  | .         | .   |
| 6 T.J. McCollum      | 9-8   | 38                | 23  | 61    | 5.0-21   | 2.0-15    | .                | 2    | .   | .             | .  | .         | .   |
| 27 Navon Mosley      | 12-11 | 38                | 19  | 57    | 1.0-4    | .         | 2-7              | 3    | .   | 1-0           | .  | .         | .   |
| 8 Josh Okonye        | 12-12 | 40                | 16  | 56    | 4.5-21   | 1.0-11    | .                | 9    | .   | .             | .  | .         | .   |
| 13 Gelen Robinson    | 12-12 | 30                | 18  | 48    | 11.5-40  | 4.0-25    | .                | 2    | .   | 1-0           | 1  | .         | .   |
| 36 Danny Ezechukwu   | 12-12 | 31                | 14  | 45    | 7.0-43   | 5.0-38    | 1-38             | 1    | .   | 3-32          | 1  | .         | .   |
| 2 Da'Wan Hunte       | 11-11 | 32                | 9   | 41    | 1.0-2    | .         | 1-42             | 7    | .   | .             | .  | .         | .   |
| 16 Garrett Hudson    | 12-4  | 20                | 11  | 31    | 2.5-3    | .         | 1-21             | .    | .   | .             | .  | 2         | .   |
| 7 Eddy Wilson        | 12-1  | 14                | 13  | 27    | 2.5-10   | 1.0-9     | .                | 2    | .   | .             | .  | .         | .   |
| 45 Austin Larkin     | 12-11 | 11                | 11  | 22    | 1.0-6    | .         | .                | .    | .   | .             | 1  | .         | .   |
| 9 Lorenzo Neal       | 12-11 | 16                | 3   | 19    | 4.5-10   | 1.0-6     | .                | 1    | .   | 1-0           | 2  | .         | .   |
| 55 Derrick Barnes    | 11-2  | 10                | 6   | 16    | 0.5-1    | .         | .                | .    | .   | .             | .  | .         | .   |
| 5 T.J. Jallow        | 8-2   | 11                | 5   | 16    | 1.0-1    | .         | .                | 1    | .   | .             | .  | .         | .   |
| 11 Antoine Miles     | 11-0  | 6                 | 9   | 15    | 5.5-19   | 2.0-15    | .                | .    | .   | .             | .  | .         | .   |
| 29 Simeon Smiley     | 12-0  | 10                | 3   | 13    | .        | .         | .                | 1    | .   | .             | .  | .         | .   |
| 3 Kamal Hardy        | 8-1   | 11                | 2   | 13    | .        | .         | 1-34             | .    | .   | .             | .  | .         | .   |
| 14 Antonio Blackmon  | 10-0  | 7                 | 2   | 9     | .        | .         | .                | 2    | .   | 1-0           | .  | .         | .   |
| 17 Cornel Jones      | 8-0   | 4                 | 1   | 5     | .        | .         | .                | .    | .   | .             | .  | .         | .   |
| 10 Mike Little       | 10-0  | 1                 | 3   | 4     | .        | .         | .                | .    | .   | .             | .  | .         | .   |
| 24 Tim Cason         | 2-0   | 4                 | .   | 4     | .        | .         | .                | 1    | .   | .             | 1  | .         | .   |
| 50 Keiwan Jones      | 3-1   | 1                 | 2   | 3     | .        | .         | .                | .    | .   | .             | .  | .         | .   |
| 31 Joe Schopper      | 12-0  | 3                 | .   | 3     | .        | .         | .                | .    | .   | .             | .  | .         | .   |
| 35 Wes Cook          | 9-0   | 1                 | 1   | 2     | .        | .         | .                | .    | .   | .             | .  | .         | .   |
| 98 Kai Higgins       | 11-0  | 2                 | .   | 2     | .        | .         | .                | .    | .   | .             | .  | .         | .   |
| 12 Jared Sparks      | 12-5  | 1                 | 1   | 2     | .        | .         | .                | .    | .   | .             | .  | .         | .   |
| 75 Shane Evans       | 12-12 | 1                 | .   | 1     | .        | .         | .                | .    | .   | .             | .  | .         | .   |
| 47 Ben Makowski      | 10-0  | 1                 | .   | 1     | .        | .         | .                | .    | .   | .             | .  | .         | .   |
| 13 Spencer Evans     | 12-0  | 1                 | .   | 1     | .        | .         | .                | .    | .   | .             | .  | .         | .   |
| 46 Race Johnson      | 7-0   | 1                 | .   | 1     | .        | .         | .                | .    | .   | .             | .  | .         | .   |
| 11 David Blough      | 9-5   | .                 | 1   | 1     | .        | .         | .                | .    | .   | .             | .  | .         | .   |
| 38 Brennan Thieneman | 10-0  | .                 | 1   | 1     | .        | .         | .                | .    | .   | .             | .  | .         | .   |
| 33 Jackson Anthrop   | 12-10 | 1                 | .   | 1     | .        | .         | .                | .    | .   | .             | .  | .         | .   |
| 44 Anthony Watts     | 8-0   | 1                 | .   | 1     | .        | .         | .                | .    | .   | .             | .  | .         | .   |
| 30 Tobias Larry      | 9-0   | 1                 | .   | 1     | .        | .         | .                | .    | .   | .             | .  | .         | .   |
| 83 Malcolm Dotson    | 9-0   | .                 | .   | .     | .        | .         | .                | .    | .   | 1-0           | .  | .         | .   |
| TM Team              |       | .                 | 2   | 2     | .        | .         | .                | .    | .   | .             | .  | .         | .   |
| Total                | 12-0  | 502               | 264 | 766   | 72-280   | 25-188    | 9-240            | 39   | .   | 10-51         | 9  | 2         | .   |
| Opponents.           | 12-0  | 494               | 276 | 770   | 61.0-266 | 30-190    | 10-85            | 63   | .   | 6-4           | 9  | 1         | 1   |



GAME 1

Purdue vs. #16 Louisville

Sept. 2, 2017

Indianapolis, Ind.

| Score by Quarters | 1 | 2 | 3  | 4  | Score |
|-------------------|---|---|----|----|-------|
| Louisville (1-0)  | 7 | 3 | 15 | 10 | 35    |
| Purdue (0-1)      | 7 | 7 | 7  | 7  | 28    |

First-year head coach Jeff Brohm was tasked with not only taking on preseason No. 16 Louisville and reigning Heisman Trophy winner Lamar Jackson, but also his alma mater in his Purdue coaching debut. The Boilermakers, who had won just nine games over the previous four seasons, held stout and led for much of the contest but a pair of late Cardinal scores tilted the balance in U of L's favor at Lucas Oil Stadium in Indianapolis. Splitting time at quarterback, Elijah Sindelar and David Blough combined to complete 33 of 47 passes for 293 yards and four touchdowns. Defensively, the Boilermakers thwarted a pair of Cardinal scoring opportunities with two fumbles forced inside the Purdue 5-yard line.



Box Score (Final)

2017 Purdue Football

#16 Louisville vs Purdue (Sep 02, 2017 at Indianapolis, Ind.)

| Score by Quarters | 1 | 2 | 3  | 4  | Total |
|-------------------|---|---|----|----|-------|
| Louisville        | 7 | 3 | 15 | 10 | 35    |
| Purdue            | 7 | 7 | 7  | 7  | 28    |

| Qtr | Time  | Scoring play   |
|-----|-------|--|
| 1st | 07:27 | PUR - Jackson Anthrop 26 yd pass from Elijah Sindelar (J.D. Dellinger kick), 3-36 0:27 |
|     | 03:39 | LOU - Davis, Jor. 3 yd pass from Jackson, Lam. (Creque, Bla. kick), 8-64 3:44          |
| 2nd | 14:19 | LOU - Creque, Bla. 23 yd field goal, 10-72 3:29  |
|     | 00:51 | PUR - Richie Worship 8 yd pass from David Blough (Spencer Evans kick), 11-78 4:26      |
| 3rd | 12:31 | LOU - Creque, Bla. 32 yd field goal, 4-7 1:05  |
|     | 08:39 | PUR - Brycen Hopkins 2 yd pass from David Blough (J.D. Dellinger kick), 5-40 1:50      |
|     | 05:29 | LOU - Bonnafon, Reg. 10 yd run (Jackson, Lam. rush failed), 10-75 3:10                 |
|     | 03:18 | LOU - Thomas, Sta. 61 yd interception return (Jackson, Lam. pass intcpt)               |
| 4th | 10:48 | PUR - Jackson Anthrop 14 yd pass from Elijah Sindelar (Spencer Evans kick), 8-67 3:16  |
|     | 09:01 | LOU - Fitzpatrick, De 20 yd pass from Jackson, Lam. (Creque, Bla. kick), 6-75 1:47     |
|     | 04:18 | LOU - Creque, Bla. 30 yd field goal, 9-46 3:16   |

|                            | LOU     | PUR     |
|----------------------------|---------|---------|
| FIRST DOWNS                | 27      | 25      |
| RUSHES-YARDS (NET)         | 33-146  | 21-51   |
| PASSING YDS (NET)          | 378     | 293     |
| Passes Att-Comp-Int        | 46-30-0 | 57-33-3 |
| TOTAL OFFENSE PLAYS-YARDS  | 79-524  | 78-344  |
| Fumble Returns-Yards       | 0-0     | 2-51    |
| Punt Returns-Yards         | 3-39    | 2-9     |
| Kickoff Returns-Yards      | 2-62    | 6-80    |
| Interception Returns-Yards | 3-61    | 0-0     |
| Punts (Number-Avg)         | 4-39.8  | 5-48.6  |
| Fumbles-Lost               | 3-3     | 2-1     |
| Penalties-Yards            | 16-110  | 6-69    |
| Possession Time            | 31:51   | 28:09   |
| Third-Down Conversions     | 7 of 16 | 5 of 14 |
| Fourth-Down Conversions    | 0 of 0  | 2 of 3  |
| Red-Zone Scores-Chances    | 6-8     | 3-3     |
| Sacks By: Number-Yards     | 4-15    | 0-0     |

RUSHING: Louisville-Jackson, Lam. 21-107; Bonnafon, Reg. 6-33; Smith, Jer. 5-8; TEAM 1-minus 2. Purdue-Tario Fuller 8-29; D.J. Knox 4-25; David Blough 5-6; Jackson Anthrop 1-4; B. Lankford-Johnson 1-minus 1; Richie Worship 1-minus 4; Elijah Sindelar 1-minus 8.

PASSING: Louisville-Jackson, Lam. 30-46-0-378. Purdue-Elijah Sindelar 15-31-1-118; David Blough 18-26-2-175.

RECEIVING: Louisville-Smith, Jay. 8-117; Samuel, Tra. 5-55; Fitzpatrick, De 4-95; Dawkins, Set. 4-56; Bonnafon, Reg. 3-5; Williams, Mal. 2-17; Standberry, Ch. 2-12; Crum, Mic. 1-18; Davis, Jor. 1-3. Purdue-Jackson Anthrop 7-82; Gregory Phillips 7-59; Cole Herdman 4-59; Anthony Moughoung 4-33; Brycen Hopkins 3-34; Tario Fuller 3-3; Isaac Zico 2-12; D.J. Knox 2-3; Richie Worship 1-8.

INTERCEPTIONS: Louisville-Thomas, Sta. 1-61; Smith, TreS. 1-0; Williams, Chu. 1-0. Purdue-None.

FUMBLES: Louisville-Smith, Jer. 1-1; Jackson, Lam. 1-1; Smith, Jay. 1-1. Purdue-KeyRon Catlett 1-0; Markell Jones 1-1.

Louisville (1-0) vs. Purdue (0-1)  
Date: Sep 02, 2017 • Site: Indianapolis, Ind. • Stadium: Lucas Oil Stadium  
Attendance: 42647

Kickoff time: 7:30 pm • End of Game: 11:20 pm • Total elapsed time: 3:50  
Officials: Referee: Duane Heydt; Umpire: James Hyson; Linesman: George Geiss;  
Line judge: Steve Matarante; Back Judge: H.Wittelsberger; Field Judge: Milton Britton;  
Side Judge: Tony Tarantini; Center Judge: Tyrone Anderson;  
Temperature: • Wind: • Weather: indoors

SACKS (UA-A): Louisville-Young, Tre. 1-1; Washington, Tru 1-0; Greenard, Jon. 1-0; Bailey, Dre. 0-1. Purdue-None.

TACKLES (UA-A): Louisville-Cannon, Zyk. 7-2; Williams, Chu. 6-0; Pass, Kha. 5-1; Walker, Ron. 5-1; Washington, Tru 5-1; Thomas, Sta. 2-4; Greenard, Jon. 2-3; Robinson, G.G. 1-2; Hearn, Jam. 1-2; Young, Tre. 1-2; Bailey, Dre. 0-3; Etheridge, Dor. 1-1; Iakopo, Lon. 1-1; Hall, Mit. 1-1; Standberry, Ch. 1-0; Thomas, Lam. 1-0; Peterson, Tab. 1-0; Smith, TreS. 1-0; Avery, C.J. 1-0; Jackson, Lam. 1-0; Richardson, De. 0-1; Smith, Dee 0-1. Purdue-Ja'Whaun Bentley 7-3; T.J. McCollum 6-3; Josh Okonye 5-4; Navon Mosley 6-1; Jacob Thieneman 5-2; T.J. Jallow 4-2; Gelen Robinson 2-3; Danny Ezechukwu 3-1; Da'Wan Hunte 2-2; Markus Bailey 1-3; Joe Schopper 3-0; Eddy Wilson 2-1; Austin Larkin 1-2; Wes Cook 1-0; Spencer Evans 1-0; Garrett Hudson 0-1.

Game Starters:

| Louisville |    |                 | Purdue |    |                   |
|------------|----|-----------------|--------|----|-------------------|
| Pos        | ## | OFFENSE         | Pos    | ## | OFFENSE           |
| LT         | 74 | Christian, Ger. | LT     | 78 | Grant Hermanns    |
| LG         | 79 | Thomas, Ken.    | LG     | 75 | Shane Evans       |
| C          | 75 | Bell, Rob.      | C      | 53 | Kirk Barron       |
| RG         | 72 | McNeil, Luk.    | RG     | 79 | Matt McCann       |
| RT         | 73 | Bechton, Mek.   | RT     | 70 | David Steinmetz   |
| TE         | 80 | Standberry, Ch. | WR     | 33 | Jackson Anthrop   |
| WR         | 5  | Dawkins, Set.   | WR     | 2W | Anthony Moughoung |
| WR         | 9  | Smith, Jay.     | RB     | 80 | Markell Jones     |
| WR         | 1  | Samuel, Tra.    | RB     | 10 | Gregory Phillips  |
| RB         | 7  | Bonnafon, Reg.  | RB     | 25 | Tario Fuller      |
| QB         | 8  | Jackson, Lam.   | QB     | 20 | Elijah Sindelar   |
| Pos        | ## | DEFENSE         | Pos    | ## | DEFENSE           |
| DT         | 14 | Bailey, Dre.    | DT     | 9D | Lorenzo Neal      |
| DT         | 90 | Richardson, De. | DT     | 13 | Gelen Robinson    |
| DE         | 91 | Young, Tre.     | DE     | 45 | Austin Larkin     |
| DE         | 99 | Hearn, Jam.     | DE     | 36 | Danny Ezechukwu   |
| OLB        | 32 | Thomas, Sta.    | WLB    | 6  | T.J. McCollum     |
| MLB        | 17 | Etheridge, Dor. | MLB    | 4D | Ja'Whaun Bentley  |
| S          | 30 | Pass, Kha.      | SLB    | 21 | Markus Bailey     |
| CB         | 10 | Alexander, Jai. | CB     | 8D | Josh Okonye       |
| S          | 22 | Williams, Chu.  | FS     | 5  | T.J. Jallow       |
| S          | 24 | Cannon, Zyk.    | SS     | 41 | Jacob Thieneman   |
| CB         | 15 | Washington, Tru | CB     | 2D | Da'Wan Hunte      |

Louisville: 1A-Averett, Kem., 2-Reed, Cor., 4-Smith, TreS., 4B-Polson, Tyl., 6-Yeast, Rus., 9A-Avery, C.J., 11-Smith, Dee, 12-Smith, Trey, 13-Blue, P.J., 20-Walker, Ron., 21-Iakopo, Lon., 28-King, Mas., 29-Williams, Mal., 34-Smith, Jer., 35-Thomas, Lam., 42-Stewart, Isa., 43-Smith, Dami., 45-Creque, Bla., 52-Hall, Mit., 58-Greenard, Jon., 62-Dorsey, Der., 70-Roundtree, Tor., 77-Foy, Lin., 83-Crum, Mic., 85-Davis, Jor., 87-Fitzpatrick, De, 94-Robinson, G.G., 96-Famurewa, Hen., 98-Peterson, Tab..

Purdue: 1C-Mike Little, 1E-Antoine Miles, 1O-D.J. Knox, 1K-Spencer Evans, 3D-Kamal Hardy, 4O-Corey Holmes, 4S-Andy Chelf, 7O-Isaac Zico, 7D-Eddy Wilson, 9O-Terry Wright, 11-David Blough, 12-Jared Sparks, 14-Antonio Blackmon, 16-Garrett Hudson, 18-KeyRon Catlett, 27-Navon Mosley, 29-Simeon Smiley, 31-Joe Schopper, 34-Richie Worship, 35-Wes Cook, 37-B. Lankford-Johnson, 44-Antony Watts, 46-Race Johnson, 47-Ben Makowski, 48-Rob Simmons, 60-Eric Swingler, 80-Jarrett Burgess, 83-Malcolm Dotson, 85-J.D. Dellinger, 88-Cole Herdman, 89-Brycen Hopkins, 98-Kai Higgins.

GAME 2  
Purdue vs. Ohio  
Sept. 8, 2017  
West Lafayette, Ind.

| Score by Quarters | 1  | 2  | 3 | 4 | Score |
|-------------------|----|----|---|---|-------|
| Ohio (1-1)        | 7  | 0  | 7 | 7 | 21    |
| Purdue (1-1)      | 10 | 24 | 7 | 3 | 44    |

Playing the first night game at Ross-Ade Stadium under new permanent lights, the Boilermakers handed Jeff Brohm his first Purdue victory with 44-21 win over visiting Ohio. Leading 10-7 after the first quarter, the Boilermakers scored 24 unanswered points over the final seven minutes of the second quarter to take a commanding 34-7 lead at the break. Highlights from the scoring fury included a 1-yard rushing score from Tario Fuller, a 62-yard touchdown pass from David Blough to Cole Herdman on a double-reverse flea-flicker, a 22-yard field goal from J.D. Dellinger and a 31-yard scoring strike from Blough to Anthony Mahoungou with 21 seconds left in the frame. Fuller ended the game with 142 yards rushing on 16 carries, while Blough completed 11 of 13 passes for 235 yards and three touchdowns. T.J. McCollum paced the defense with a game-high nine tackles and Danny Ezechukwu picked up the Boilermakers first sack of the season and his second fumble recovery of the year.



Box Score (Final)  
2017 Purdue Football  
Ohio vs Purdue (Sep 08, 2017 at West Lafayette, Ind.)

| Score by Quarters | 1  | 2  | 3 | 4 | Total |
|-------------------|----|----|---|---|-------|
| Ohio              | 7  | 0  | 7 | 7 | 21    |
| Purdue            | 10 | 24 | 7 | 3 | 44    |

| Qtr | Time  | Scoring play   |
|-----|-------|--|
| 1st | 12:42 | PUR - Spencer Evans 36 yd field goal, 7-56 2:18                                      |
|     | 04:21 | PUR - Brycen Hopkins 17 yd pass from Elijah Sindelar (Spencer Evans kick), 7-68 2:40 |
|     | 00:27 | OHIO - Ouellette, A.J. 4 yd run (Zervos, Louie kick), 8-75 3:54                      |
| 2nd | 07:04 | PUR - Tario Fuller 1 yd run (Spencer Evans kick), 9-97 4:03                          |
|     | 05:19 | PUR - Cole Herdman 62 yd pass from David Blough (J.D. Dellinger kick), 1-62 0:14     |
|     | 00:51 | PUR - J.D. Dellinger 22 yd field goal, 6-43 2:29                                     |
|     | 00:21 | PUR - Anthony Mahoungou 31 yd pass from David Blough (Spencer Evans kick), 1-31 0:08 |
| 3rd | 10:50 | OHIO - Ross, Julian 1 yd run (Zervos, Louie kick), 10-75 4:10                        |
|     | 05:45 | PUR - Jackson Anthrop 5 yd pass from David Blough (J.D. Dellinger kick), 10-84 5:05  |
| 4th | 06:55 | PUR - Spencer Evans 38 yd field goal, 8-27 4:15                                      |
|     | 04:27 | OHIO - Odom, Cameron 25 yd pass from Rourke, Nathan (Zervos, Louie kick), 7-84 2:28  |

|                            | OHIO    | PUR     |
|----------------------------|---------|---------|
| FIRST DOWNS                | 23      | 25      |
| RUSHES-YARDS (NET)         | 38-173  | 44-263  |
| PASSING YDS (NET)          | 223     | 295     |
| Passes Att-Comp-Int        | 29-17-0 | 24-16-0 |
| TOTAL OFFENSE PLAYS-YARDS  | 67-396  | 68-558  |
| Fumble Returns-Yards       | 0-0     | 0-0     |
| Punt Returns-Yards         | 1-18    | 2-5     |
| Kickoff Returns-Yards      | 2-32    | 2-28    |
| Interception Returns-Yards | 0-0     | 0-0     |
| Punts (Number-Avg)         | 5-37.8  | 3-50.0  |
| Fumbles-Lost               | 2-2     | 0-0     |
| Penalties-Yards            | 3-30    | 4-45    |
| Possession Time            | 28:08   | 31:52   |
| Third-Down Conversions     | 5 of 13 | 4 of 11 |
| Fourth-Down Conversions    | 1 of 2  | 1 of 1  |
| Red-Zone Scores-Chances    | 2-2     | 6-6     |
| Sacks By: Number-Yards     | 1-3     | 1-7     |

RUSHING: Ohio-Ross, Julian 9-55; Ouellette, A.J. 11-38; Rourke, Nathan 9-36; Brown, Dorian 7-25; Farkas, Michael 1-16; Maxwell, Quinton 1-3. Purdue-Tario Fuller 16-142; B. Lankford-Johnson 9-62; Jared Sparks 4-24; Richie Worship 3-16; D.J. Knox 6-14; Terry Wright 1-9; David Blough 3-0; Team 2-minus 4.

PASSING: Ohio-Rourke, Nathan 16-23-0-211; Maxwell, Quinton 1-6-0-12. Purdue-David Blough 11-13-0-235; Elijah Sindelar 5-11-0-60.

RECEIVING: Ohio-White, Papi 6-85; Odom, Cameron 3-46; Meyer, Andrew 2-31; Ross, Julian 2-13; Rourke, Nathan 1-18; Cope, Brendan 1-17; Morgan, Mason 1-9; Brown, Dorian 1-4. Purdue-Brycen Hopkins 4-85; Jackson Anthrop 4-39; Cole Herdman 2-87; Anthony Mahoungou 2-51; Gregory Phillips 2-25; Terry Wright 2-8.

INTERCEPTIONS: Ohio-None. Purdue-None.

FUMBLES: Ohio-Ouellette, A.J. 1-1; Brown, Dorian 1-1. Purdue-None.

Ohio (1-1) vs. Purdue (1-1)  
Date: Sep 08, 2017 • Site: West Lafayette, Ind. • Stadium: Ross-Ade  
Attendance: 45633

Kickoff time: 8:05 pm • End of Game: 11:10 • Total elapsed time: 3:05  
Officials: Referee: Luke Richmond; Umpire: Ryan McClellan; Linesman: John Swartz;  
Line judge: Calvin Diggs; Back judge: Doug Warns; Field judge: Kyle DeBuse;  
Side judge: Jeff Pasold; Center judge: Jason Gant;  
Temperature: 76 F • Wind: NE 6 MPH • Weather: Clear

SACKS (UA-A): Ohio-Popp, Eric 0-1; Evans, Will 0-1. Purdue-Danny Ezechukwu 1-0.

TACKLES (UA-A): Ohio-Cunningham, Grant 6-1; Nelson, Kylan 6-1; Croutch, Evan 6-1; Moore, Chad 6-1; Berger, Kent 3-0; Ellis, Bradd 3-0; Gullett, Tyler 2-1; Grilliot, Cody 2-1; Popp, Eric 2-1; Hagan, Javon 1-2; Evans, Will 0-3; Smart, Trent 2-0; Poling, Quentin 2-0; Conner, Dylan 1-0; Porter, Tony 1-0; Odom, Cameron 1-0; Robbins, Kevin 1-0; Key, Keith 1-0; Conrad, Austin 0-1; Chukwu, Chukwudi 0-1. Purdue-T.J. McCollum 4-5; Jacob Thieneman 4-4; Markus Bailey 6-1; Danny Ezechukwu 4-2; Ja'Whaun Bentley 3-3; Da'Wan Hunte 5-0; Josh Okonye 2-2; Austin Larkin 2-0; Navon Mosley 1-1; Gelen Robinson 1-1; Keiwan Jones 1-1; Race Johnson 1-0; Derrick Barnes 1-0; Lorenzo Neal 1-0; Antonio Blackmon 1-0; Garrett Hudson 1-0; Eddy Wilson 0-1; Team 0-1.

Game Starters:

| Ohio |    |                  | Purdue |    |                   |
|------|----|------------------|--------|----|-------------------|
| Pos  | ## | OFFENSE          | Pos    | ## | OFFENSE           |
| WR-X | 85 | Cope, Brendan    | WR     | 2W | Anthony Mahoungou |
| WR-F | 4  | White, Papi      | WR     | 33 | Jackson Anthrop   |
| LT   | 65 | Lowery, Joe      | LT     | 78 | Grant Hermanns    |
| LG   | 63 | Anderson, Joe    | LG     | 75 | Shane Evans       |
| C    | 52 | Pruetts, Jake    | C      | 53 | Kirk Barron       |
| RG   | 76 | Meservy, Hagen   | RG     | 79 | Matt McCann       |
| RT   | 74 | McCray, Jared    | RT     | 70 | David Steinmetz   |
| WR   | 9  | Meyer, Andrew    | TE     | 88 | Cole Herdman      |
| TE   | 82 | Mangen, Troy     | WR     | 10 | Gregory Phillips  |
| QB   | 7  | Maxwell, Quinton | QB     | 20 | Elijah Sindelar   |
| RB   | 45 | Ouellette, A.J.  | RB     | 25 | Tario Fuller      |
| Pos  | ## | DEFENSE          | Pos    | ## | DEFENSE           |
| E    | 96 | Robbins, Kevin   | E      | 45 | Austin Larkin     |
| T    | 54 | Porter, Tony     | T      | 5T | Keiwan Jones      |
| NT   | 92 | Alonso, Cleon    | T      | 13 | Gelen Robinson    |
| E    | 90 | Smart, Trent     | LEO    | 36 | Danny Ezechukwu   |
| SLB  | 38 | Moore, Chad      | SLB    | 21 | Markus Bailey     |
| MLB  | 32 | Poling, Quentin  | MLB    | 4D | Ja'Whaun Bentley  |
| OLB  | 47 | Croutch, Evan    | WLB    | 6  | T.J. McCollum     |
| CB   | 3D | Ellis, Bradd     | CB     | 8D | Josh Okonye       |
| SS   | 2  | Hagan, Javon     | SS     | 41 | Jacob Thieneman   |
| FS   | 23 | Nelson, Kylan    | FS     | 27 | Navon Mosley      |
| CB   | 21 | Fox, Jalen       | CB     | 2D | Da'Wan Hunte      |

Ohio: 1A-Hampton, Jarren, 1C-Key, Keith, 2B-Ross, Julian, 2A-Burroughs, David, 2D-Zervos, Louie, 3-Odom, Cameron, 5-Farkas, Michael, 12-Rourke, Nathan, 15-Brunson, Marcus, 16-Davis, Markel, 19-Knock, DL, 25-Gullett, Tyler, 26-Wears, Dylan, 28-Brown, Dorian, 30-Hale, Jake, 31-Cunningham, Grant, 34-Popp, Eric, 35-Conner, Dylan, 36-Clack, Austin, 40-Grilliot, Cody, 41-Motley, Ilyas, 42-Motley, Xavier, 46-Koons, Jacob, 48-Payne, Andrew, 49-Dorsa, Jared, 51-Evans, Will, 60-Pleasants, Austen, 73-Hayes, Steven, 80-Marhefka, Jerrid, 83-Brown, Connor, 84-Conrad, Austin, 86-Morgan, Mason, 97-Berger, Kent, 98-Chukwu, Chukwudi, 99-Arp, Brian.

Purdue: 1E-Antoine Miles, 10-D.J. Knox, 1C-Mike Little, 1K-Spencer Evans, 40-Corey Holmes, 5-T.J. Jallow, 5L-Derrick Barnes, 70-Isaac Zico, 7D-Eddy Wilson, 90-Terry Wright, 9D-Lorenzo Neal, 11-David Blough, 12-Jared Sparks, 14-Antonio Blackmon, 16-Garrett Hudson, 18-KeyRon Catlett, 20-Beniah Franklin, 29-Simeon Smiley, 30-LB, 31-Joe Schopper, 34-Richie Worship, 37-B. Lankford-Johnson, 38-Brennan Thieneman, 43-Myles Homan, 44-Anthony Watts, 46-Race Johnson, 47-Ben Makowski, 48-Rob Simmons, 50-Bearooz Yacobi, 55-Michael Mendez, 60-Eric Swingler, 68-Peyton Truitt, 80-Jarrett Burgess, 81-Darius Pittman, 85-J.D. Dellinger, 89-Brycen Hopkins, 98-Kai Higgins.



## GAME 3

Purdue vs. Missouri

Sept. 16, 2017

Columbia, Mo.

## Score by Quarters

|              | 1  | 2  | 3 | 4 | Score |
|--------------|----|----|---|---|-------|
| Purdue (2-1) | 14 | 14 | 7 | 0 | 35    |
| Mizzou (1-2) | 0  | 3  | 0 | 0 | 3     |

Heading on the road for the first time in 2017, the Boilermaker offense stunned Missouri with 370 yards of total offense and 28 points in the first half alone. In that same 30-minute span, Purdue's defense limited the Tiger offense to merely 91 total yards and three points. The Boilermakers tacked on a touchdown early in the third quarter to put the game away 35-3. Purdue's offense produced a balanced attack, with 272 yards passing and 205 yards rushing for 477 yards of total offense on the day. Purdue head coach Jeff Brohm spread the wealth offensively, with nine different players finishing with at least one rushing attempt and 13 different players catching at least one pass. Mizzou's 70 yards rushing accounted for the first of five games in which an opponent would be limited to 100 or less yards on the ground against the Boilermaker defense in 2017.



**Box Score (Final)**  
**2017 Purdue Football**  
**Purdue vs Mizzou (Sep 16, 2017 at Columbia, Mo.)**

| Score by Quarters | 1  | 2  | 3 | 4 | Total |
|-------------------|----|----|---|---|-------|
| Purdue            | 14 | 14 | 7 | 0 | 35    |
| Mizzou            | 0  | 3  | 0 | 0 | 3     |

**Qtr Time Scoring play**

1st 09:57 PUR - David Blough 5 yd run (Spencer Evans kick), 11-75 5:03  
 05:41 PUR - Tario Fuller 36 yd run (J.D. Dellinger kick), 7-87 2:49  
 2nd 11:51 PUR - Richie Worship 3 yd run (Spencer Evans kick), 13-96 6:59  
 02:20 PUR - Jackson Anthrop 5 yd pass from Elijah Sindelar (J.D. Dellinger kick), 5-73 1:50  
 00:00 MU - McCann, Tucker 29 yd field goal, 4-39 0:28  
 3rd 12:30 PUR - Richie Worship 1 yd pass from David Blough (Spencer Evans kick), 4-2 1:54

|                                  | PUR     | MU      |
|----------------------------------|---------|---------|
| <b>FIRST DOWNS</b>               | 26      | 10      |
| <b>RUSHES-YARDS (NET)</b>        | 50-205  | 24-70   |
| <b>PASSING YDS (NET)</b>         | 272     | 133     |
| Passes Att-Comp-Int              | 34-26-1 | 28-12-2 |
| <b>TOTAL OFFENSE PLAYS-YARDS</b> | 84-477  | 52-203  |
| Fumble Returns-Yards             | 0-0     | 0-0     |
| Punt Returns-Yards               | 1-1     | 1-12    |
| Kickoff Returns-Yards            | 0-0     | 2-39    |
| Interception Returns-Yards       | 2-56    | 1-16    |
| Punts (Number-Avg)               | 4-48.2  | 9-48.2  |
| Fumbles-Lost                     | 1-0     | 1-1     |
| Penalties-Yards                  | 3-25    | 6-46    |
| Possession Time                  | 43:43   | 16:17   |
| Third-Down Conversions           | 8 of 17 | 2 of 11 |
| Fourth-Down Conversions          | 2 of 3  | 0 of 0  |
| Red-Zone Scores-Chances          | 4-4     | 1-1     |
| Sacks By: Number-Yards           | 0-0     | 3-22    |

**RUSHING:** Purdue-Tario Fuller 19-90; Jared Sparks 6-22; Gregory Phillips 1-21; D.J. Knox 2-21; Terry Wright 1-16; Richie Worship 6-13; B. Lankford-Johnson 6-10; David Blough 7-7; Jackson Anthrop 2-5. Mizzou-Witter, Ish 7-25; Rountree, Larry 6-22; Crockett, Damar 10-19; Lock, Drew 1-4.

**PASSING:** Purdue-David Blough 22-28-0-187; Elijah Sindelar 4-6-1-85. Mizzou-Lock, Drew 12-28-2-133.

**RECEIVING:** Purdue-Jackson Anthrop 6-36; Gregory Phillips 4-29; Anthony Mhoungou 3-35; Tario Fuller 2-34; Terry Wright 2-27; Brycen Hopkins 2-22; Cole Herdman 1-54; D.J. Knox 1-9; Corey Holmes 1-7; Isaac Zico 1-6; B. Lankford-Johnson 1-6; Jared Sparks 1-6; Richie Worship 1-1. Mizzou-Mason, Dimetrio 6-40; Moore, J'Mon 3-61; Johnson, Johnat 3-32.

**INTERCEPTIONS:** Purdue-Kamal Hardy 1-34; Markus Bailey 1-22. Mizzou-Wilson, Thomas 1-16.

**FUMBLES:** Purdue-D.J. Knox 1-0. Mizzou-Floyd, Richaud 1-1.

Purdue (2-1) vs. Mizzou (1-2)  
 Date: Sep 16, 2017 • Site: Columbia, Mo. • Stadium: Memorial Stadium  
 Attendance: 53262

Kickoff time: 3:01 PM • End of Game: 6:12 PM • Total elapsed time: 3:11  
 Officials: Referee: James Carter; Umpire: Russ Puley; Linesman: Johnny Crawford;  
 Line judge: Tim Beard; Back judge: Dax Hill; Field judge: J. Taylor;  
 Side judge: Anthony Jeffrie; Center judge: Wayne Winkler;  
 Temperature: 89 • Wind: SW • Weather: Hot, no rain

**SACKS (UA-A):** Purdue-None. Mizzou-Beckner, Terry 1-0; Frazier, Marcel 1-0; Garrett, Cale 1-0.

**TACKLES (UA-A):** Purdue-Ja'Whaun Bentley 2-6; Jacob Thieneman 4-1; Derrick Barnes 3-2; Josh Okonye 2-2; Markus Bailey 2-2; Navon Mosley 1-2; Kamal Hardy 2-0; Cornel Jones 1-1; Eddy Wilson 0-2; Anthony Watts 1-0; Gelen Robinson 1-0; T.J. McCollum 1-0; Garrett Hudson 1-0; Tobias Larry 1-0; Kai Higgins 1-0; Danny Ezechukwu 1-0; Shane Evans 1-0; Simeon Smiley 1-0; Austin Larkin 1-0; Mike Little 0-1; Brennan Thieneman 0-1. Mizzou-Garrett, Cale 6-6; Sherrils, Antho 5-3; Wilson, Thomas 6-1; Prewett, Kaleb 5-2; Burkett, Joey 1-5; Harold, Jordan 2-3; Hall, Terez 4-0; Beisel, Eric 4-0; Frazier, Marcel 3-1; Acy, DeMarkus 2-2; Perkins, Ronnel 3-0; Cheadle, Logan 3-0; Lee, Brandon 2-1; Beckner, Terry 1-2; Hilton, Cam 2-0; Brandon, Rashad 1-1; Turner, Chris 0-2; Witter, Ish 1-0; Anderson, Nate 1-0; Utsey, Markell 1-0; Moore, J'Mon 1-0; Whiteside, Kobi 1-0; Ross, Tavon 0-1; Byers, Akial 0-1; Sparks, Adam 0-1.

**Game Starters:****Purdue**

| Pos | ## | OFFENSE          |
|-----|----|------------------|
| WR  | 2W | Anthony Mhoungou |
| LT  | 78 | Grant Hermanns   |
| LG  | 75 | Shane Evans      |
| C   | 53 | Kirk Barron      |
| RG  | 79 | Matt McCann      |
| RT  | 70 | David Steinmetz  |
| TE  | 60 | Eric Swinger     |
| WR  | 10 | Gregory Phillips |
| WR  | 33 | Jackson Anthrop  |
| QB  | 11 | David Blough     |
| RB  | 25 | Tario Fuller     |

| Pos | ## | DEFENSE          |
|-----|----|------------------|
| DE  | 45 | Austin Larkin    |
| DT  | 9D | Lorenzo Neal     |
| DT  | 13 | Gelen Robinson   |
| DE  | 36 | Danny Ezechukwu  |
| WLB | 6  | T.J. McCollum    |
| MLB | 4D | Ja'Whaun Bentley |
| SLB | 21 | Markus Bailey    |
| CB  | 8D | Josh Okonye      |
| FS  | 27 | Navon Mosley     |
| SS  | 41 | Jacob Thieneman  |
| CB  | 2D | Da'Wan Hunte     |

**Mizzou**

| Pos | ## | OFFENSE         |
|-----|----|-----------------|
| LT  | 76 | Howell, Tyler   |
| LG  | 66 | Ploudre, Adam   |
| C   | 55 | Castillo, Tryst |
| RG  | 75 | Simms, Tre'Vour |
| RT  | 77 | Adams, Paul     |
| TB  | 21 | Witter, Ish     |
| QB  | 3  | Lock, Drew      |
| WR  | 6  | Moore, J'Mon    |
| WR  | 12 | Johnson, Johnat |
| WR  | 9  | Mason, Dimetrio |
| TE  | 10 | Reese, Jason    |

| Pos | ## | DEFENSE         |
|-----|----|-----------------|
| DE  | 5H | Harold, Jordan  |
| DT  | 5B | Beckner, Terry  |
| DT  | 90 | Utsey, Markell  |
| DE  | 1F | Frazier, Marcel |
| WLB | 2H | Hall, Terez     |
| MLB | 47 | Garrett, Cale   |
| SLB | 20 | Prewett, Kaleb  |
| CB  | 1A | Acy, DeMarkus   |
| SS  | 2S | Sherrils, Antho |
| FS  | 8W | Wilson, Thomas  |
| CB  | 2C | Cheadle, Logan  |

Purdue: 10-D.J. Knox, 1K-Spencer Evans, 1C-Mike Little, 20-Elijah Sindelar, 3D-Kamal Hardy, 40-Corey Holmes, 5L-Derrick Barnes, 70-Isaac Zico, 7D-Eddy Wilson, 90-Terry Wright, 12-Jared Sparks, 16-Garrett Hudson, 17-Cornel Jones, 29-Simeon Smiley, 30-Tobias Larry, 31-Joe Schopper, 34-Richie Worship, 37-B. Lankford-Johnson, 38-Brennan Thieneman, 44-Anthony Watts, 55-Michael Mendez, 83-Malcolm Dotson, 85-J.D. Dellinger, 88-Cole Herdman, 89-Brycen Hopkins, 98-Kai Higgins.

Mizzou: 1S-Sparks, Adam, 1M-McCann, Tucker, 1G-Gillespie, Tyre, 1-Hines, Anthony, 2-Wilson, Micah, 2A-Anderson, Nate, 3A-Alton, Jerod, 3P-Perkins, Ronnel, 4L-Lee, Brandon, 6R-Ross, Tavon, 7H-Hilton, Cam, 7W-Whiteside, Kobi, 11-Blanton, Kendal, 13-Brandon, Rashad, 16-Crockett, Damar, 17-Floyd, Richaud, 18-Collins, Domini, 25-Brooks, Jamal, 26-Fatony, Corey, 30-Banister, Barre, 31-Stribling, Fini, 33-Rountree, Larry, 34-Burkett, Joey, 38-Beisel, Eric, 39-Turner, Chris, 40-Miller, Aubrey, 48-Winters, Roderi, 58-Robinson, Noah, 70-Durant, Yasir, 71-Pendleton, Kevi, 81-Okwuegbunam, Al, 86-Workman, James, 97-Byers, Akial.



GAME 4  
Purdue vs. #8 Michigan  
Sept. 23, 2017  
West Lafayette, Ind.

| Score by Quarters   | 1 | 2  | 3 | 4  | Score |
|---------------------|---|----|---|----|-------|
| Michigan (4-0, 1-0) | 0 | 7  | 7 | 14 | 28    |
| Purdue (2-2, 0-1)   | 0 | 10 | 0 | 0  | 10    |

Purdue opened Big Ten play at home against No. 8 Michigan. The Boilermakers held tough early, and were leading 10-7 at halftime, but Michigan wore Purdue down in the second half and scored 21 unanswered points to win 28-10. Michigan, which finished third in total defense among all Football Bowl Subdivision teams in the regular season in 2017, limited the Boilermakers to a season-low 189 yards of total offense. Defensively, Purdue racked up four sacks in the game, including a pair by linebacker Markus Bailey, and had eight tackles for loss as a team. Bailey and fellow linebacker T.J. McCollum led the defensive effort with nine total tackles apiece, while safety Navon Mosley intercepted his first pass of the year.



Box Score (Final)  
2017 Purdue Football  
#8 Michigan vs Purdue (Sep 23, 2017 at West Lafayette, Ind.)

| Score by Quarters | 1 | 2  | 3 | 4  | Total |
|-------------------|---|----|---|----|-------|
| Michigan          | 0 | 7  | 7 | 14 | 28    |
| Purdue            | 0 | 10 | 0 | 0  | 10    |

QtrTimeScoring play

2nd11:34MICH - Gentry, Zach 12 yd pass from O'Korn, John (Nordin, Quinn kick), 13-84 6:36  
09:45PUR - Brycen Hopkins 10 yd pass from Elijah Sindelar (J.D. Dellinger kick), 5-75 1:49  
06:04PUR - J.D. Dellinger 29 yd field goal, 6-16 2:11  
3rd02:42MICH - Evans, Chris 10 yd run (Nordin, Quinn kick), 11-86 5:20  
4th10:36MICH - Isaac, Ty 1 yd run (Nordin, Quinn kick), 9-65 5:29  
06:46MICH - Evans, Chris 49 yd run (Nordin, Quinn kick), 5-76 2:53

|                            | MICH    | PUR     |
|----------------------------|---------|---------|
| FIRST DOWNS                | 24      | 9       |
| RUSHES-YARDS (NET)         | 44-139  | 20-30   |
| PASSING YDS (NET)          | 284     | 159     |
| Passes Att-Comp-Int        | 31-21-1 | 30-13-0 |
| TOTAL OFFENSE PLAYS-YARDS  | 75-423  | 50-189  |
| Fumble Returns-Yards       | 0-0     | 0-0     |
| Punt Returns-Yards         | 1-1     | 2-8     |
| Kickoff Returns-Yards      | 1-15    | 1-20    |
| Interception Returns-Yards | 0-0     | 1-7     |
| Punts (Number-Avg)         | 7-40.6  | 11-39.9 |
| Fumbles-Lost               | 1-1     | 3-1     |
| Penalties-Yards            | 7-57    | 8-82    |
| Possession Time            | 38:59   | 21:01   |
| Third-Down Conversions     | 6 of 15 | 0 of 12 |
| Fourth-Down Conversions    | 1 of 1  | 0 of 0  |
| Red-Zone Scores-Chances    | 3-3     | 2-2     |
| Sacks By: Number-Yards     | 5-40    | 4-28    |

RUSHING: Michigan-Evans, Chris 14-97; Higdon, Karan 10-31; Isaac, Ty 10-20; Walker, Kareem 3-7; O'Korn, John 5-0; Speight, Wilton 2-minus 16. Purdue-Richie Worship 2-18; B. Lankford-Johnson 5-12; Terry Wright 1-6; D.J. Knox 2-5; David Blough 5-1; Jackson Anthorp 1-minus 2; Elijah Sindelar 4-minus 10.

PASSING: Michigan-O'Korn, John 18-26-1-270; Speight, Wilton 2-4-0-10; Peters, Brandon 1-1-0-4. Purdue-Elijah Sindelar 7-16-0-103; David Blough 5-13-0-32; Jackson Anthorp 1-1-0-24.

RECEIVING: Michigan-McKeon, Sean 5-82; Gentry, Zach 3-48; Perry, Grant 3-39; Schoenle, Nate 2-29; Evans, Chris 2-28; Crawford, Kekoa 2-13; Higdon, Karan 1-22; Poggi, Henry 1-11; Peoples-Jones, D. 1-8; Ways, Maurice 1-4. Purdue-Terry Wright 4-64; Brycen Hopkins 3-29; B. Lankford-Johnson 2-5; David Blough 1-24; Anthony Mohoungou 1-24; Cole Herdman 1-13; Jackson Anthorp 1-0.

INTERCEPTIONS: Michigan-None. Purdue-Navon Mosley 1-7.

FUMBLES: Michigan-Higdon, Karan 1-1. Purdue-Elijah Sindelar 2-0; Terry Wright 1-1.

Michigan (4-0,1-0) vs. Purdue (2-2,0-1)  
Date: Sep 23, 2017 • Site: West Lafayette, Ind. • Stadium: Ross-Ade  
Attendance: 60042

Kickoff time: 4:12 pm • End of Game: 7:40 pm • Total elapsed time: 3:28  
Officials: Referee: Jerry McGinn; Umpire: Mike Pilarski; Linesman: Mark Bennett;  
Line judge: Dan Gallagher; Back judge: Mike Brown; Field judge: Timothy Maguire;  
Side judge: John Hayes; Center judge: Larry Smith;  
Temperature: 89F • Wind: SE 3MPH • Weather: Clear

SACKS (UA-A): Michigan-Winovich, Chase 1-3; McCray, Mike 1-1; Bush, Devin 0-2. Purdue-Markus Bailey 2-0; Danny Ezechukwu 1-0; Jacob Thieneman 1-0.

TACKLES (UA-A): Michigan-Winovich, Chase 4-4; Bush, Devin 4-3; McCray, Mike 4-3; Hurst, Maurice 1-3; Metellus, Josh 2-1; Kinnel, Tyree 2-1; Wroblewski, Michael 1-1; Solomon, Aubrey 1-1; Gary, Rashan 0-2; Long, David 1-0; Crawford, Kekoa 1-0; Wangler, Jared 1-0; Hudson, Khaleke 1-0; Furbush, Noah 0-1. Purdue-T.J. McCollum 8-1; Markus Bailey 6-3; Josh Okonye 7-1; Gelen Robinson 5-1; Ja'Whaun Bentley 3-2; Navon Mosley 3-1; Jacob Thieneman 3-1; Danny Ezechukwu 3-1; Lorenzo Neal 3-0; Derrick Barnes 2-1; Da'Wan Hunte 1-2; T.J. Jallow 1-2; Eddy Wilson 2-0; Antonio Blackmon 1-1; Garrett Hudson 0-2; Antoine Miles 0-2; Kamal Hardy 1-0; Keiwan Jones 0-1; Wes Cook 0-1; Jared Sparks 0-1.

Game Starters:

Michigan

| Pos  | ## | OFFENSE           |
|------|----|-------------------|
| TE   | 82 | Eubanks, Nick     |
| TE   | 84 | McKeon, Sean      |
| LT   | 52 | Cole, Mason       |
| LG   | 74 | Bredeson, Ben     |
| C    | 57 | Kugler, Patrick   |
| RG   | 50 | Onwenu, Michael   |
| RT   | 70 | Ulizio, Nolan     |
| WR   | 9  | Peoples-Jones, D. |
| TE   | 83 | Gentry, Zach      |
| QB   | 3  | Speight, Wilton   |
| RB   | 22 | Higdon, Karan     |
| Pos  | ## | DEFENSE           |
| E    | 3A | Gary, Rashan      |
| NT   | 73 | Hurst, Maurice    |
| DT   | 15 | Winovich, Chase   |
| BUCK | 59 | Furbush, Noah     |
| VIPR | 7A | Hudson, Khaleke   |
| MLB  | 10 | Bush, Devin       |
| WLB  | 9A | McCray, Mike      |
| CB   | 2B | Long, David       |
| SS   | 14 | Metellus, Josh    |
| FS   | 2C | Kinnel, Tyree     |
| CB   | 24 | Hill, Lavert      |

Purdue

| Pos | ## | OFFENSE           |
|-----|----|-------------------|
| WR  | 2W | Anthony Mohoungou |
| WR  | 90 | Terry Wright      |
| LT  | 78 | Grant Hermanns    |
| LG  | 75 | Shane Evans       |
| C   | 53 | Kirk Barron       |
| RG  | 79 | Matt McCann       |
| RT  | 70 | David Steinmetz   |
| TE  | 88 | Cole Herdman      |
| WR  | 70 | Isaac Zico        |
| QB  | 11 | David Blough      |
| RB  | 33 | Jackson Anthorp   |
| Pos | ## | DEFENSE           |
| E   | 45 | Austin Larkin     |
| T   | 9D | Lorenzo Neal      |
| T   | 13 | Gelen Robinson    |
| LEO | 36 | Danny Ezechukwu   |
| SLB | 21 | Markus Bailey     |
| MLB | 4D | Ja'Whaun Bentley  |
| WLB | 6  | T.J. McCollum     |
| CB  | 8D | Josh Okonye       |
| SS  | 27 | Navon Mosley      |
| FS  | 41 | Jacob Thieneman   |
| CB  | 2D | Da'Wan Hunte      |

Michigan: 1E-Moore, Garrett, 1F-Kelly-Powell, Jaylen, 1C-Thomas, Ambry, 1B-Ross, Josh, 1-Crawford, Kekoa, 2A-Kemp, Carlo, 2S-Hawkins, Brad, 3K-Nordin, Quinn, 3P-Robbins, Brad, 5B-Mbem-Bosse, Elysee, 5D-Dwumfour, Michael, 5A-Solomon, Aubrey, 6-Walker, Kareem, 8-O'Korn, John, 12-Evans, Chris, 13-McDoom, Eddie, 16-Wangler, Jack, 17-Wheatley, Tyrone, 18-Peters, Brandon, 19-Poggi, Henry, 20-Wilson, Tru, 23-Samuels, O'Maury, 25-St-Juste, Benjamin, 26-Woods, J'Marick, 27-Hewlett, Joe, 28-Watson, Brandon, 29-Glasgow, Jordan, 31-Foug, James, 32-Isaac, Ty, 33-Cheeseman, Cameron, 36-Gil, Devin, 38-Wangler, Jared, 42-Mason, Ben, 46-Wroblewski, Michael, 51-Ruiz, Cesar, 72-Spanellis, Stephen, 75-Runyan, Jon, 76-Bushell-Beatty, J., 80-Hill, Khalid, 81-Schoenle, Nate, 85-Ways, Maurice, 88-Perry, Grant, 89-Bunting, Ian, 90-Mone, Bryan.

Purdue: 1C-Mike Little, 1E-Antoine Miles, 10-D.J. Knox, 1K-Spencer Evans, 20-Elijah Sindelar, 3D-Kamal Hardy, 40-Corey Holmes, 5T-Keiwan Jones, 5L-Derrick Barnes, 5-T.J. Jallow, 7D-Eddy Wilson, 10-Gregory Phillips, 12-Jared Sparks, 14-Antonio Blackmon, 16-Garrett Hudson, 17-Cornel Jones, 20-Beniah Franklin, 29-Simeon Smiley, 30-Tobias Larry, 31-Joe Schopper, 34-Richie Worship, 35-Wes Cook, 37-B. Lankford-Johnson, 38-Brennan Thieneman, 46-Race Johnson, 47-Ben Makowski, 48-Rob Simmons, 55-Michael Mendez, 60-Eric Swingler, 68-Peyton Truitt, 81-Darius Pittman, 83-Malcolm Dotson, 85-J.D. Dellinger, 89-Brycen Hopkins, 98-Kai Higgins.

PurdueSports.com | @BoilerFootball | #BoilerUp

36

GAME 5  
Purdue vs. Minnesota  
Oct. 7, 2017  
West Lafayette, Ind.

| Score by Quarters    | 1 | 2 | 3 | 4  | Score |
|----------------------|---|---|---|----|-------|
| Minnesota (3-2, 0-2) | 7 | 7 | 0 | 3  | 17    |
| Purdue (3-2, 1-1)    | 6 | 0 | 7 | 18 | 31    |

Purdue overcame a late Minnesota rally and Mother Nature to give head coach Jeff Brohm his first Big Ten victory. Trailing 14-13 with 9:58 remaining, J.D. Dellinger booted a 19-yard field goal to hand the lead back to the Boilermakers. Moments after Dellinger’s kick cleared the uprights, both teams and fans had to evacuate the stadium due to thunderstorms. The game was delayed for 88 minutes, and when play resumed, Minnesota marched down the field on a 62-yard drive that took more than seven minutes off the clock to retake the lead 17-16 on a 38-yard field. On the ensuing kickoff, D.J. Knox set the Boilermakers up with fine field position on a 44-yard return. After running back Markell Jones was stopped for a 1-yard gain to open the ensuing Purdue drive, Elijah Sindelar hit Brycen Hopkins for six yards and Anthony Mahoungou for 37 more to move the ball to Minnesota’s 12-yard line. Jones took it from there on the next play, racing the final distance into the end zone for the go-ahead touchdown with 1:17 left. Linebacker Ja’Whaun Bentley iced the 31-17 victory with 76-yard interception return for a touchdown on Minnesota’s next drive.



Box Score (Final)  
2017 Purdue Football  
Minnesota vs Purdue (Oct 07, 2017 at West Lafayette, Ind.)

| Score by Quarters | 1 | 2 | 3 | 4  | Total |
|-------------------|---|---|---|----|-------|
| Minnesota         | 7 | 7 | 0 | 3  | 17    |
| Purdue            | 6 | 0 | 7 | 18 | 31    |

| Qtr | Time  | Scoring play   |
|-----|-------|--|
| 1st | 12:43 | PUR - Cole Herdman 20 yd pass from David Blough (Spencer Evans kick failed), 2-37 0:54 |
|     | 04:56 | MINN - Johnson, Tyler 3 yd pass from Rhoda, Conor (Carpenter,Emmit kick), 5-39 2:43    |
| 2nd | 12:13 | MINN - Lingen, Brandon 2 yd pass from Rhoda, Conor (Carpenter,Emmit kick), 5-80 2:42   |
| 3rd | 10:38 | PUR - D.J. Knox 22 yd pass from Elijah Sindelar (J.D. Dellinger kick), 10-52 4:22      |
| 4th | 09:58 | PUR - J.D. Dellinger 19 yd field goal, 10-78 4:07                                      |
|     | 02:26 | MINN - Carpenter,Emmit 38 yd field goal, 17-62 7:32                                    |
|     | 01:17 | PUR - Markell Jones 12 yd run (Gregory Phillips pass from Elijah Sindelar), 4-56 1:09  |
|     | 00:10 | PUR - Ja'Whaun Bentley 76 yd interception return (Spencer Evans kick)                  |

|                            | MINN    | PUR     |
|----------------------------|---------|---------|
| FIRST DOWNS                | 16      | 22      |
| RUSHES-YARDS (NET)         | 47-227  | 29-132  |
| PASSING YDS (NET)          | 101     | 307     |
| Passes Att-Comp-Int        | 25-11-1 | 36-25-2 |
| TOTAL OFFENSE PLAYS-YARDS  | 72-328  | 65-439  |
| Fumble Returns-Yards       | 0-0     | 0-0     |
| Punt Returns-Yards         | 0-0     | 2--5    |
| Kickoff Returns-Yards      | 2-35    | 3-79    |
| Interception Returns-Yards | 2-0     | 1-76    |
| Punts (Number-Avg)         | 7-34.7  | 2-38.0  |
| Fumbles-Lost               | 1-1     | 3-2     |
| Penalties-Yards            | 5-47    | 6-61    |
| Possession Time            | 32:48   | 27:12   |
| Third-Down Conversions     | 5 of 17 | 6 of 13 |
| Fourth-Down Conversions    | 3 of 4  | 1 of 1  |
| Red-Zone Scores-Chances    | 3-4     | 4-5     |
| Sacks By: Number-Yards     | 4-28    | 0-0     |

RUSHING: Minnesota-Brooks, Shannon 18-116; Smith, Rodney 21-88; Rhoda, Conor 6-19; McCrary, Kobe 2-4. Purdue-D.J. Knox 7-56; Markell Jones 12-52; David Blough 4-19; Richie Worship 1-6; Gregory Phillips 1-5; Jackson Anthrop 1-3; Elijah Sindelar 3-minus 9.

PASSING: Minnesota-Rhoda, Conor 11-25-1-101. Purdue-Elijah Sindelar 19-26-0-248; David Blough 6-10-2-59.

RECEIVING: Minnesota-Lingen, Brandon 4-29; Smith, Rodney 4-25; Johnson, Tyler 2-15; Still, Rashad 1-32. Purdue-Markell Jones 5-13; Jared Sparks 4-48; Terry Wright 4-31; Jackson Anthrop 3-50; Anthony Mohoungou 2-76; D.J. Knox 2-38; Cole Herdman 2-30; Gregory Phillips 2-15; Brycen Hopkins 1-6.

INTERCEPTIONS: Minnesota-Ayinde,Adekunle 1-0; Martin, Kamal 1-0. Purdue-Ja'Whaun Bentley 1-76.

FUMBLES: Minnesota-Rhoda, Conor 1-1. Purdue-Elijah Sindelar 1-1; Jackson Anthrop 1-0; Terry Wright 1-1.

Minnesota (3-2,0-2) vs. Purdue (3-2,1-1)  
Date: Oct 07, 2017 • Site: West Lafayette, Ind. • Stadium: Ross-Ade  
Attendance: 42085

Kickoff time: 3:35 pm • End of Game: 8:30 pm • Total elapsed time: 4:55  
Officials: Referee: Ron Snodgrass; Umpire: Jim Shaw III; Linesman: Ric Hinkamper;  
Line judge: Jeff Szink; Back judge: Dennis Morris; Field judge: Jeffrey Noggle;  
Side judge: Frank Steratore; Center judge: Eric Oliver;  
Temperature: 83 F • Wind: SW 17MPH • Weather: Partly Cloudy

SACKS (UA-A): Minnesota-Coughlin, C 1-1; Celestin, J 1-0; Jackson, M 1-0; Barber, Thomas 0-1. Purdue-None.

TACKLES (UA-A): Minnesota-Barber, Thomas 8-2; Martin, Kamal 5-2; Huff, Jacob 5-2; Celestin, J 6-0; Ayinde,Adekunle 4-1; Coughlin, C 3-2; Shenault, A 3-0; Thomas, Klondre 3-0; Moore, Gary 2-1; Stelter, Andrew 2-0; Richardson, S 2-0; Carter, Eric 1-0; Register,Hunter 1-0; Handy-Holly, K 1-0; Jackson, M 1-0. Purdue-T.J. McCollum 6-6; Markus Bailey 6-1; Garrett Hudson 5-1; Navon Mosley 3-2; Ja'Whaun Bentley 2-3; Da'Wan Hunte 3-1; Jacob Thieneman 2-2; Gelen Robinson 1-3; Danny Ezechukwu 3-0; Lorenzo Neal 3-0; Antonio Blackmon 2-0; T.J. Jallow 2-0; Eddy Wilson 1-1; Cornel Jones 1-0; Josh Okonye 1-0; Antoine Miles 0-1; David Blough 0-1.

Game Starters:

Minnesota

| Pos | #  | OFFENSE         |
|-----|----|-----------------|
| WR  | 6  | Johnson, Tyler  |
| WR  | 9  | Carter, Eric    |
| LT  | 73 | Greene, Donnell |
| LG  | 78 | Wright, G       |
| C   | 64 | Olson, Conner   |
| RG  | 76 | Calhoun, V      |
| RT  | 74 | Connelly, Nick  |
| WR  | 25 | Howard, Phillip |
| T   | 80 | Wozniak, Nate   |
| QB  | 15 | Rhoda, Conor    |
| RB  | 1  | Smith, Rodney   |

| Pos | #  | DEFENSE         |
|-----|----|-----------------|
| E   | 46 | DeLattiboudere  |
| T   | 19 | Moore, Gary     |
| T   | 96 | Richardson, S   |
| E   | 45 | Coughlin, C     |
| LB  | 21 | Martin, Kamal   |
| LB  | 41 | Barber, Thomas  |
| LB  | 13 | Celestin, J     |
| CB  | 34 | Shenault, A     |
| S   | 4  | Ayinde,Adekunle |
| S   | 2  | Huff, Jacob     |
| CB  | 31 | Thomas, Klondre |

Purdue

| Pos | #  | OFFENSE           |
|-----|----|-------------------|
| WR  | 2W | Anthony Mohoungou |
| WR  | 33 | Jackson Anthrop   |
| LT  | 78 | Grant Hermanns    |
| LG  | 75 | Shane Evans       |
| C   | 53 | Kirk Barron       |
| RG  | 79 | Matt McCann       |
| RT  | 70 | David Steinmetz   |
| WR  | 90 | Terry Wright      |
| WR  | 10 | Gregory Phillips  |
| QB  | 11 | David Blough      |
| WR  | 70 | Isaac Zico        |

| Pos | #  | DEFENSE         |
|-----|----|-----------------|
| E   | 13 | Gelen Robinson  |
| T   | 7D | Eddy Wilson     |
| T   | 9D | Lorenzo Neal    |
| E   | 36 | Danny Ezechukwu |
| WLB | 6  | T.J. McCollum   |
| MLB | 16 | Garrett Hudson  |
| SLB | 21 | Markus Bailey   |
| CB  | 8D | Josh Okonye     |
| FS  | 5  | T.J. Jallow     |
| FS  | 27 | Navon Mosley    |
| CB  | 2D | Da'Wan Hunte    |

Minnesota: 1E-Williams, E, 1Z-Register,Hunter, 2E-Jordahl, Payton, 7-Handy-Holly, K, 8A-Williams, Mark, 12-Poock, Cody, 16-Durr, Coney, 18-Santoso, Ryan, 20-Huff, Julian, 22-McCrary, Kobe, 23-Brooks, Shannon, 27-Swenson, Calvin, 36-Cashman, Blake, 38-Carpenter,Emmit, 42-Kieft, Ko, 44-Beebe, Colton, 47-Herebers, Jacob, 61-Dovich, Bronson, 70-Schlueter, Sam, 84-Reger, Will, 86-Lingen, Brandon, 87-Umlor, Nate, 88-Still, Rashad, 89-Morse, Matt, 90-Renner, Sam, 92-Devers, Tai'yon, 93-Jackson, M, 99-Stelter, Andrew.

Purdue: 1C-Mike Little, 10-D.J. Knox, 1E-Antoine Miles, 1K-Spencer Evans, 20-Elijah Sindelar, 3D-Kamal Hardy, 4D-Ja'Whaun Bentley, 5T-Keiwan Jones, 5L-Derrick Barnes, 80-Markell Jones, 12-Jared Sparks, 14-Antonio Blackmon, 17-Cornel Jones, 29-Simeon Smiley, 31-Joe Schopper, 34-Richie Worship, 35-Wes Cook, 38-Brennan Thieneman, 41-Jacob Thieneman, 44-Anthony Watts, 45-Austin Larkin, 46-Race Johnson, 47-Ben Makowski, 48-Rob Simmons, 50-Bearooz Yacoobi, 55-Michael Mendez, 60-Eric Swingler, 68-Peyton Truitt, 81-Darius Pittman, 82-Wade Buckman, 83-Malcolm Dotson, 85-J.D. Dellinger, 88-Cole Herdman, 89-Brycen Hopkins, 98-Kai Higgins.



GAME 6  
Purdue vs. #7 Wisconsin  
Oct. 14, 2017  
Madison, Wis.

| Score by Quarters    | 1  | 2 | 3 | 4 | Score |
|----------------------|----|---|---|---|-------|
| Purdue (3-3, 1-2)    | 3  | 3 | 3 | 0 | 9     |
| Wisconsin (6-0, 3-0) | 14 | 3 | 0 | 0 | 17    |

The Boilermakers were unable to capitalize on two interceptions, a fumble recovery and a blocked punt deep in Wisconsin territory, as the Purdue offense never got on track in a 17-9 loss to No. 7 Wisconsin in Madison. Facing a stout badger defense that yields the fewest yards per game in all of the Football Bowl Subdivision this season, Purdue mustered merely 221 total yards of offense on the day. Highlighted by the defensive and special teams play, Purdue had multiple scoring opportunities at Camp Randall Stadium, with four trips to the red zone, but managed just three field goals. For the Badgers, who went undefeated in the regular season to win the Big Ten West Division, it was their smallest margin of victory in 2017.



Box Score (Final)  
2017 Purdue Football  
Purdue vs #7 Wisconsin (Oct 14, 2017 at Madison, Wis.)

| Score by Quarters | 1  | 2 | 3 | 4 | Total |
|-------------------|----|---|---|---|-------|
| Purdue            | 3  | 3 | 3 | 0 | 9     |
| Wisconsin         | 14 | 3 | 0 | 0 | 17    |

| Qtr | Time  | Scoring play  |
|-----|-------|---|
| 1st | 13:35 | WIS - Taylor, J. 67 yd run (Gaglianone, R kick), 3-75 1:25                          |
|     | 06:12 | WIS - Cephus, Quintez 14 yd pass from Hornibrook, A (Gaglianone, R kick), 9-73 5:46 |
|     | 01:14 | PUR - Spencer Evans 36 yd field goal, 11-56 4:58                                    |
| 2nd | 02:38 | WIS - Gaglianone, R 46 yd field goal, 8-47 4:21                                     |
|     | 00:00 | PUR - Spencer Evans 49 yd field goal, 11-43 2:38                                    |
| 3rd | 04:07 | PUR - J.D. Dellinger 40 yd field goal, 4-5 1:26                                     |

|                            | PUR     | WIS     |
|----------------------------|---------|---------|
| FIRST DOWNS                | 14      | 24      |
| RUSHES-YARDS (NET)         | 26-66   | 53-295  |
| PASSING YDS (NET)          | 155     | 199     |
| Passes Att-Comp-Int        | 29-13-1 | 18-13-2 |
| TOTAL OFFENSE PLAYS-YARDS  | 55-221  | 71-494  |
| Fumble Returns-Yards       | 0-0     | 0-0     |
| Punt Returns-Yards         | 2-32    | 1-20    |
| Kickoff Returns-Yards      | 1-23    | 1-23    |
| Interception Returns-Yards | 2-80    | 1-2     |
| Punts (Number-Avg)         | 4-41.2  | 2-22.0  |
| Fumbles-Lost               | 1-0     | 1-1     |
| Penalties-Yards            | 7-45    | 8-65    |
| Possession Time            | 20:42   | 39:18   |
| Third-Down Conversions     | 3 of 11 | 9 of 14 |
| Fourth-Down Conversions    | 1 of 1  | 0 of 0  |
| Red-Zone Scores-Chances    | 2-4     | 1-3     |
| Sacks By: Number-Yards     | 1-3     | 3-22    |

RUSHING: Purdue-D.J. Knox 7-31; Markell Jones 8-20; Elijah Sindelar 5-15; Richie Worship 3-13; Jared Sparks 1-2; David Blough 2-minus 15. Wisconsin-Taylor, J. 30-219; Shaw, Bradrick 12-41; Groshek, G. 2-32; Taylor, AJ 2-5; Davis, Danny 1-3; Ramesh, Austin 1-2; Hornibrook, A 2-minus 3; TEAM 3-minus 4.

PASSING: Purdue-Elijah Sindelar 13-29-1-155; David Blough 0-0-0-0. Wisconsin-Hornibrook, A 13-18-2-199.

RECEIVING: Purdue-Anthony Mahoungou 4-34; Brycen Hopkins 2-48; Gregory Phillips 2-26; Jackson Anthrop 2-21; D.J. Knox 1-20; Cole Herdman 1-7; Markell Jones 1-minus 1. Wisconsin-Cephus, Quintez 5-100; Ibrahim, Rachid 2-26; Shaw, Bradrick 2-11; Pryor, Kendric 1-20; Taylor, AJ 1-17; Taylor, J. 1-17; Davis, Danny 1-8.

INTERCEPTIONS: Purdue-Da'Wan Hunte 1-42; Danny Ezechukwu 1-38. Wisconsin-Jacobs, Leon 1-2.

FUMBLES: Purdue-Elijah Sindelar 1-0. Wisconsin-Taylor, J. 1-1.

Purdue (3-3, 1-2) vs. Wisconsin (6-0, 3-0)  
Date: Oct 14, 2017 • Site: Madison, Wis. • Stadium: Camp Randall  
Attendance: 78580

Kickoff time: 2:40 • End of Game: 5:47 • Total elapsed time: 3:07  
Officials:  
Temperature: 59 • Wind: East 9 • Weather: Light Rain

SACKS (UA-A): Purdue-Markus Bailey 1-0. Wisconsin-Sheehy, Conor 1-0; James, Alec 1-0; Dooley, Garret 1-0.

TACKLES (UA-A): Purdue-Ja'Whaun Bentley 6-6; Markus Bailey 10-0; Garrett Hudson 6-1; Josh Okonye 5-2; Jacob Thieneman 4-1; Navon Mosley 4-1; Danny Ezechukwu 2-2; Eddy Wilson 3-0; Lorenzo Neal 3-0; T.J. Jallow 2-1; Gelen Robinson 1-2; Da'Wan Hunte 2-0; Simeon Smiley 1-1; Antoine Miles 1-1; Jackson Anthrop 1-0; Austin Larkin 1-0; Kai Higgins 1-0; Jared Sparks 1-0. Wisconsin-Jacobs, Leon 4-5; Connelly, Ryan 2-4; Nelson, Nick 4-1; James, Alec 4-1; Edwards, TJ 4-0; Tindal, Derrick 2-1; Dooley, Garret 1-2; Dixon, DCota 0-3; Hornibrook, A 2-0; Jamerson, N 2-0; Ferguson, Joe 1-1; Sheehy, Conor 1-1; CarriereWill D 0-1; Sagapolu, Olive 0-1; VanGinkel, A 0-1.

Game Starters:

| Purdue |    |                   | Wisconsin |    |                 |
|--------|----|-------------------|-----------|----|-----------------|
| Pos    | ## | OFFENSE           | Pos       | ## | OFFENSE         |
| QB     | 20 | Elijah Sindelar   | QB        | 12 | Hornibrook, A   |
| RB     | 10 | D.J. Knox         | RB        | 23 | Taylor, J.      |
| TE     | 88 | Cole Herdman      | FB        | 20 | Ramesh, Austin  |
| WR     | 33 | Jackson Anthrop   | WR        | 4  | Taylor, AJ      |
| WR     | 2W | Anthony Mahoungou | WR        | 87 | Cephus, Quintez |
| WR     | 10 | Gregory Phillips  | TE        | 81 | Fumagalli, Troy |
| LT     | 78 | Grant Hermanns    | LT        | 63 | Deiter, Michael |
| LG     | 75 | Shane Evans       | LG        | 67 | Dietzen, Jon    |
| C      | 53 | Kirk Barron       | C         | 61 | Bladasz, Tyler  |
| RG     | 79 | Matt McCann       | RG        | 66 | Benzschawel, B  |
| RT     | 70 | David Steinmetz   | RT        | 79 | Edwards, David  |
| Pos    | ## | DEFENSE           | Pos       | ## | DEFENSE         |
| DE     | 45 | Austin Larkin     | DE        | 57 | James, Alec     |
| DT     | 9D | Lorenzo Neal      | DE        | 94 | Sheehy, Conor   |
| DT     | 13 | Gelen Robinson    | CB        | 29 | CarriereWill D  |
| DE     | 36 | Danny Ezechukwu   | OLB       | 5D | Dooley, Garret  |
| WLB    | 5L | Derrick Barnes    | ILB       | 54 | Orr, Chris      |
| MLB    | 4D | Ja'Whaun Bentley  | ILB       | 53 | Edwards, TJ     |
| SLB    | 21 | Markus Bailey     | OLB       | 32 | Jacobs, Leon    |
| CB     | 8D | Josh Okonye       | CB        | 25 | Tindal, Derrick |
| S      | 27 | Navon Mosley      | SS        | 14 | Dixon, DCota    |
| S      | 41 | Jacob Thieneman   | FS        | 1J | Jamerson, N     |
| CB     | 2D | Da'Wan Hunte      | CB        | 1N | Nelson, Nick    |

Purdue: 1E-Antoine Miles, 1K-Spencer Evans, 5-T.J. Jallow, 6-T.J. McCollum, 7D-Eddy Wilson, 8O-Markell Jones, 11-David Blough, 12-Jared Sparks, 16-Garrett Hudson, 29-Simeon Smiley, 31-Joe Schopper, 34-Richie Worship, 46-Race Johnson, 55-Michael Mendez, 85-J.D. Dellinger, 89-Brycen Hopkins, 98-Kai Higgins.

Wisconsin: 1C-Currens, Seth, 3-Pryor, Kendric, 6-Davis, Danny, 7-Shaw, Bradrick, 8-Ferguson, Joe, 9-Ibrahim, Rachid, 10-Coan, Jack, 13-Bondoc, Evan, 15-Lotti, Anthony, 17-VanGinkel, A, 26-Burrell, Eric, 27-Gaglianone, R, 31-Figaro, Lubern, 37-Groshek, G., 38-Rosowski, PJ, 39-Hintze, Zach, 43-Connelly, Ryan, 45-Ingold, Alec, 49-Penniston, Kyle, 51-Bay, Adam, 58-Maskalunas, M., 59-Johnson, Tyler, 62-Kasi, Patrick, 64-Connors, Brett, 68-Moorman, David, 71-Van Lanen, Cole, 78-Erdmann, Jason, 85-Neuville, Z., 90-Allen, Connor, 93-Rand, Garrett, 96-Hirschfeld, B., 97-Loudermilk, I., 99-Sagapolu, Olive.



## GAME 7

## Purdue vs. Rutgers

Oct. 21, 2017

Piscataway, N.J.

## Score by Quarters

|                    | 1 | 2 | 3 | 4 | Score |
|--------------------|---|---|---|---|-------|
| Purdue (3-4, 1-3)  | 0 | 3 | 3 | 6 | 12    |
| Rutgers (3-4, 2-2) | 7 | 0 | 7 | 0 | 14    |

Despite racking up nearly 500 yards of total offense, the Boilermakers struggled for a second consecutive week to put points on the scoreboard in a 14-12 loss at Rutgers. Even with the inability to find the end zone for most of the day, Purdue had an opportunity to tie the game after David Blough found Anthony Mahoungou on a 10-yard touchdown pass to cut Rutgers' lead to 14-12 with 25 seconds left. The ensuing two-point conversion attempt came up empty with the Scarlett Knights holding on for the narrow win. With 279 yards rushing and 195 yards passing, Purdue had little trouble moving the ball up and down the field all day, but all it amounted to was a pair of field goals and the late touchdown. Defensively, the Boilermakers limited Rutgers to merely 217 yards of total offense for the game, but paid the price on two long scoring plays that accounted for half of the Scarlett Knights' yards.



**Box Score (Final)**  
**2017 Purdue Football**  
**Purdue vs Rutgers (Oct 21, 2017 at Piscataway, N.J.)**

| Score by Quarters | 1 | 2 | 3 | 4 | Total |
|-------------------|---|---|---|---|-------|
| Purdue            | 0 | 3 | 3 | 6 | 12    |
| Rutgers           | 7 | 0 | 7 | 0 | 14    |

## Qtr Time Scoring play

1st 12:23 RU - Edwards, Gus 74 yd run (Harte, Andrew kick), 2-80 0:45  
 2nd 12:05 PUR - Spencer Evans 26 yd field goal, 10-72 4:12  
 3rd 08:02 RU - Blackshear, R. 35 yd pass from Rescigno, G. (Harte, Andrew kick), 7-69 4:07  
 03:20 PUR - J.D. Dellinger 24 yd field goal, 11-73 4:35  
 4th 00:25 PUR - Anthony Mahoungou 10 yd pass from David Blough (David Blough pass failed), 9-70 1:55

|                                  | PUR     | RU      |
|----------------------------------|---------|---------|
| <b>FIRST DOWNS</b>               | 25      | 8       |
| <b>RUSHES-YARDS (NET)</b>        | 41-279  | 37-130  |
| <b>PASSING YDS (NET)</b>         | 195     | 87      |
| Passes Att-Comp-Int              | 44-23-2 | 18-9-0  |
| <b>TOTAL OFFENSE PLAYS-YARDS</b> | 85-474  | 55-217  |
| Fumble Returns-Yards             | 0-0     | 0-0     |
| Punt Returns-Yards               | 5-2     | 0-0     |
| Kickoff Returns-Yards            | 3-38    | 1-31    |
| Interception Returns-Yards       | 0-0     | 2-0     |
| Punts (Number-Avg)               | 6-42.3  | 12-43.6 |
| Fumbles-Lost                     | 0-0     | 0-0     |
| Penalties-Yards                  | 8-50    | 4-35    |
| Possession Time                  | 32:06   | 27:54   |
| Third-Down Conversions           | 3 of 15 | 3 of 15 |
| Fourth-Down Conversions          | 1 of 4  | 0 of 0  |
| Red-Zone Scores-Chances          | 3-3     | 0-0     |
| Sacks By: Number-Yards           | 1-11    | 0-0     |

RUSHING: Purdue-D.J. Knox 13-84; Markell Jones 13-68; Richie Worship 5-51; David Blough 6-36; Jared Sparks 2-22; Joe Schopper 1-13; Elijah Sindelar 1-5. Rutgers-Edwards, Gus 14-94; Martin, Robert 8-34; Blackshear, R. 6-17; TEAM 2-minus 4; Rescigno, G. 7-minus 11.

PASSING: Purdue-Elijah Sindelar 15-29-2-138; David Blough 8-15-0-57. Rutgers-Rescigno, G. 9-18-0-87.

RECEIVING: Purdue-Anthony Mahoungou 4-47; Jackson Anthrop 4-39; Terry Wright 4-28; Markell Jones 3-25; Gregory Phillips 3-14; Jared Sparks 1-22; Richie Worship 1-10; Cole Herdman 1-6; D.J. Knox 1-2; Isaac Zico 1-2. Rutgers-Washington, J. 3-22; Blackshear, R. 2-39; Edwards, Gus 2-5; Griffin-Stewart 1-6; Grant, Janarion 1-5.

INTERCEPTIONS: Purdue-None. Rutgers-Gray, K.J. 1-0; Hayes, Damon 1-0.

FUMBLES: Purdue-None. Rutgers-None.

Purdue (3-4,1-3) vs. Rutgers (3-4,2-2)  
 Date: Oct 21, 2017 • Site: Piscataway, N.J. • Stadium: High Point Solutions  
 Attendance: 38278

Kickoff time: 12:01 pm • End of Game: 3:18 pm • Total elapsed time: 3:17  
 Officials: Referee: Jeff Servinski; Umpire: Ed Feaster; Linesman: Mark Bennett;  
 Line judge: Paul Engelberts; Back judge: Scott Buchanan; Field judge: John Roggeman;  
 Side judge: Todd Ransom; Center judge: Jason Nickleby;  
 Temperature: 77 F • Wind: SW 1mph • Weather: Sunny

SACKS (UA-A): Purdue-Josh Okonye 1-0. Rutgers-None.

TACKLES (UA-A): Purdue-Markus Bailey 4-4; Ja'Whaun Bentley 5-2; Jacob Thieneman 2-4; Josh Okonye 4-1; Navon Mosley 2-3; Da'Wan Hunte 3-1; Derrick Barnes 2-1; Gelen Robinson 1-2; Garrett Hudson 2-0; Austin Larkin 1-0; Cornel Jones 1-0; Lorenzo Neal 0-1; Antonio Blackmon 0-1; Antoine Miles 0-1; Eddy Wilson 0-1. Rutgers-Morris, Trevor 7-8; Gray, K.J. 5-4; Turay, Kemoko 3-4; Wilkins, Kevin 4-2; Previlon, W. 3-2; Bateky, Jon 2-3; Roberts, Deonte 2-3; Harris, Jawuan 4-0; Douglas, Ross 3-1; Joseph, S. 1-3; Lumor, Elorm 0-4; Bailey, Dacoven 3-0; Wharton, Isaiah 2-1; Davis, Darnell 1-2; Hester, Kiy 2-0; Hayes, Damon 1-1; Mitchell, Damon 1-0; Stevens, L. 1-0; Fogg, Tyshon 0-1; Turner, Julius 0-1.

## Game Starters:

## Purdue

| Pos | ## | OFFENSE           |
|-----|----|-------------------|
| WR  | 2W | Anthony Mahoungou |
| LT  | 60 | Eric Swinger      |
| LG  | 75 | Shane Evans       |
| C   | 53 | Kirk Barron       |
| RG  | 79 | Matt McCann       |
| RT  | 70 | David Steinmetz   |
| TE  | 88 | Cole Herdman      |
| RB  | 12 | Jared Sparks      |
| RB  | 34 | Richie Worship    |
| QB  | 20 | Elijah Sindelar   |
| RB  | 10 | D.J. Knox         |

| Pos | ## | DEFENSE          |
|-----|----|------------------|
| DE  | 45 | Austin Larkin    |
| T   | 9D | Lorenzo Neal     |
| DT  | 13 | Gelen Robinson   |
| DE  | 36 | Danny Ezechukwu  |
| LB  | 16 | Garrett Hudson   |
| LB  | 4D | Ja'Whaun Bentley |
| LB  | 21 | Markus Bailey    |
| CB  | 8D | Josh Okonye      |
| FS  | 27 | Navon Mosley     |
| SS  | 41 | Jacob Thieneman  |
| CB  | 2D | Da'Wan Hunte     |

## Rutgers

| Pos | ## | OFFENSE         |
|-----|----|-----------------|
| LT  | 65 | Cole, Tariq     |
| LG  | 60 | Miller, Dorian  |
| C   | 55 | Maietti, M.     |
| RG  | 71 | Applefield, M.  |
| RT  | 54 | Seymour, Kamaal |
| TE  | 88 | Washington, J.  |
| QB  | 1G | Rescigno, G.    |
| RB  | 13 | Edwards, Gus    |
| WR  | 5  | Mitchell, Damon |
| WR  | 6J | Jabbie, Mohamed |
| WR  | 1  | Grant, Janarion |

| Pos | ## | DEFENSE         |
|-----|----|-----------------|
| DE  | 99 | Wilkins, Kevin  |
| NT  | 51 | Joseph, S.      |
| DT  | 95 | Bateky, Jon     |
| DE  | 58 | Turay, Kemoko   |
| LB  | 15 | Morris, Trevor  |
| LB  | 6  | Roberts, Deonte |
| LB  | 21 | Douglas, Ross   |
| CB  | 11 | Wharton, Isaiah |
| FS  | 17 | Gray, K.J.      |
| SS  | 3H | Harris, Jawuan  |
| CB  | 22 | Hayes, Damon    |

Purdue: 1E-Antoine Miles, 1K-Spencer Evans, 2C-Brandon Shuman, 5L-Derrick Barnes, 7D-Eddy Wilson, 7O-Isaac Zico, 8O-Markell Jones, 9O-Terry Wright, 10-Gregory Phillips, 11-David Blough, 14-Antonio Blackmon, 17-Cornel Jones, 18-KeyRon Catlett, 20-Beniah Franklin, 29-Simeon Smiley, 30-Tobias Larry, 31-Joe Schopper, 33-Jackson Anthrop, 35-Wes Cook, 38-Brennan Thieneman, 44-Anthony Watts, 47-Ben Makowski, 68-Peyton Pruitt, 81-Darius Pittman, 83-Malcolm Dotson, 85-J.D. Dellinger, 89-Brycen Hopkins, 98-Kai Higgins.

Rutgers: 1A-Allen, Zach, 2-Hester, Kiy, 3-Fatukasi, O., 5C-Clark, Micah, 7M-Martin, Robert, 7-Lumor, Elorm, 8-Fogg, Tyshon, 8H-Hicks, Josh, 9A-Anderson, Ryan, 9D-Davidovicz, J., 12-Nash, Myles, 14-Wormley, E., 18-Melton, Bo, 23-Bailey, Dacoven, 25-Blackshear, R., 26-Onyechi, C.J., 29-Stevens, L., 35-Margolis, Eric, 37-Campbell, Zane, 40-DeVera, Brendan, 44-Anthony, Max, 47-Taylor, Bill, 49-Russell, B., 50-Turner, Julius, 59-Davis, Darnell, 66-Krimin, Nick, 75-Venesky, Zach, 77-Vretman, Sam, 79-Heeman, Zack, 82-Hayek, Hunter, 86-Griffin-Stewart, 87-Taylor, Prince, 89-Vokolek, Travis, 94-Cintrone, M., 96-Previlon, W., 97-Harte, Andrew.

GAME 8

Purdue vs. Nebraska

Oct. 28, 2017

West Lafayette, Ind.

| Score by Quarters   | 1 | 2  | 3 | 4  | Score |
|---------------------|---|----|---|----|-------|
| Nebraska (4-4, 3-2) | 3 | 3  | 6 | 13 | 25    |
| Purdue (3-5, 1-4)   | 0 | 14 | 3 | 7  | 24    |

The Boilermakers dropped their third heartbreaking game in a row with a last-second 25-24 loss to visiting Nebraska. Leading 24-19 with 1:22 left in the fourth quarter, the Boilermakers hopes of ending their two-game skid came to an end when the Huskers’ two-minute offense found the end zone with 14 seconds left on the clock to steal the victory. After falling behind 3-0 early, Purdue controlled much of the game from the second quarter right up to the final seconds. Running back Richie Worship carried the load on the ground with 89 yards rushing and a touchdown, while quarterback David Blough completed 16 of 28 passes for 164 yards and a touchdown. Defensively, tackle Gelen Robinson had a monster game with nine tackles, including 5.5 for loss and 2.0 sacks, along with a fumble forced.



Box Score (Final)

2017 Purdue Football

Nebraska vs Purdue (Oct 28, 2017 at West Lafayette, Ind.)

| Score by Quarters | 1 | 2  | 3 | 4  | Total |
|-------------------|---|----|---|----|-------|
| Nebraska          | 3 | 3  | 6 | 13 | 25    |
| Purdue            | 0 | 14 | 3 | 7  | 24    |

| Qtr | Time  | Scoring play  |
|-----|-------|---|
| 1st | 11:42 | NEB - Drew Brown 44 yd field goal, 5-37 2:11  |
| 2nd | 12:30 | PUR - Richie Worship 4 yd run (J.D. Dellinger kick), 5-45 1:38                      |
|     | 07:04 | NEB - Drew Brown 21 yd field goal, 11-65 5:26                                       |
|     | 00:24 | PUR - David Blough 5 yd run (Spencer Evans kick), 12-86 3:52                        |
| 3rd | 09:57 | NEB - Drew Brown 37 yd field goal, 9-55 5:03  |
|     | 06:24 | PUR - Spencer Evans 20 yd field goal, 11-71 3:33                                    |
|     | 02:06 | NEB - Drew Brown 25 yd field goal, 10-67 4:18                                       |
| 4th | 14:23 | PUR - Jackson Anthrop 14 yd pass from David Blough (J.D. Dellinger kick), 8-57 2:43 |
|     | 11:03 | NEB - Tyler Hoppes 27 yd pass from Tanner Lee (Drew Brown kick), 7-70 3:20          |
|     | 00:14 | NEB - Stanley Morgan 13 yd pass from Tanner Lee (Tanner Lee pass failed), 8-70 1:08 |

|                            | NEB     | PUR     |
|----------------------------|---------|---------|
| FIRST DOWNS                | 25      | 20      |
| RUSHES-YARDS (NET)         | 27-40   | 38-199  |
| PASSING YDS (NET)          | 431     | 164     |
| Passes Att-Comp-Int        | 50-32-0 | 28-16-0 |
| TOTAL OFFENSE PLAYS-YARDS  | 77-471  | 66-363  |
| Fumble Returns-Yards       | 0-0     | 0-0     |
| Punt Returns-Yards         | 0-0     | 0-0     |
| Kickoff Returns-Yards      | 3-59    | 6-120   |
| Interception Returns-Yards | 0-0     | 0-0     |
| Punts (Number-Avg)         | 4-37.5  | 8-34.8  |
| Fumbles-Lost               | 1-0     | 0-0     |
| Penalties-Yards            | 9-95    | 7-63    |
| Possession Time            | 35:00   | 25:00   |
| Third-Down Conversions     | 6 of 17 | 3 of 13 |
| Fourth-Down Conversions    | 1 of 3  | 0 of 0  |
| Red-Zone Scores-Chances    | 5-6     | 4-4     |
| Sacks By: Number-Yards     | 1-3     | 3-21    |

RUSHING: Nebraska-Jaylin Bradley 7-42; Devine Ozigbo 10-8; Mikale Wilbon 1-3; Tyjon Lindsey 1-3; Luke McNitt 2-2; JD Spielman 1-0; Tanner Lee 5-minus 18. Purdue-Richie Worship 18-89; D.J. Knox 9-66; David Blough 7-33; Markell Jones 3-10; Jared Sparks 1-1.

PASSING: Nebraska-Tanner Lee 32-50-0-431. Purdue-David Blough 16-28-0-164.

RECEIVING: Nebraska-Stanley Morgan 6-112; JD Spielman 6-70; Devine Ozigbo 6-39; Tyler Hoppes 5-105; D. Pierson-EI 5-62; Jaylin Bradley 3-31; Mikale Wilbon 1-12. Purdue-Jackson Anthrop 6-55; Gregory Phillips 3-22; Terry Wright 2-14; D.J. Knox 1-25; Brycen Hopkins 1-23; Anthony Mahoungou 1-12; Richie Worship 1-7; Jared Sparks 1-6.

INTERCEPTIONS: Nebraska-None. Purdue-None.

FUMBLES: Nebraska-Tanner Lee 1-0. Purdue-None.

Nebraska (4-4,3-2) vs. Purdue (3-5,1-4)  
Date: Oct 28, 2017 • Site: West Lafayette, Ind. • Stadium: Ross-Ade  
Attendance: 41411

Kickoff time: 7:40 pm • End of Game: 11:06 • Total elapsed time: 3:26  
Officials: Referee: Don Willard; Umpire: Jeff Carr; Linesman: Bruce Keeling;  
Line judge: Ron Tipton; Back judge: Matthew Edwards; Field judge: Raymond Daniel;  
Side judge: Don Swanson; Center judge: Mike Stumberg;  
Temperature: 38 F • Wind: NW 12mph • Weather: Cloudy

SACKS (UA-A): Nebraska-Khalil Davis 0-1; Ben Stille 0-1. Purdue-Gelen Robinson 2-0; Markus Bailey 1-0.

TACKLES (UA-A): Nebraska-Lamar Jackson 8-0; Joshua Kalu 6-0; Carlos Davis 3-2; Marcus Newby 4-0; Chris Weber 3-1; Dedrick Young 3-0; M. Stoltenberg 3-0; Marquel Dismuke 2-1; Mohamed Barry 2-1; Ben Stille 2-1; Khalil Davis 1-2; F. Akinmoladun 2-0; Eli Sullivan 2-0; J. Weinmaster 2-0; Eric Lee Jr. 1-0; Aaron Williams 1-0; Drew Brown 1-0; Alex Davis 1-0; Luke McNitt 1-0; Dicaprio Bootle 1-0; Deontre Thomas 1-0; Kieron Williams 0-1; Avery Roberts 0-1; J. Stovall 0-1; DaiShon Neal 0-1. Purdue-Gelen Robinson 7-2; Ja'Whaun Bentley 5-4; Kamal Hardy 6-2; Jacob Thieneman 1-6; Markus Bailey 3-2; Garrett Hudson 3-2; Eddy Wilson 1-4; Josh Okonye 3-1; Antonio Blackmon 3-0; Navon Mosley 2-1; Da'Wan Hunte 2-1; Danny Ezechukwu 2-1; Derrick Barnes 1-1; Austin Larkin 1-1; Simeon Smiley 1-0; Lorenzo Neal 1-0.

Game Starters:

Nebraska

| Pos | ## | OFFENSE        |
|-----|----|----------------|
| WRZ | 8  | Stanley Morgan |
| WRR | 1  | Tyjon Lindsey  |
| LT  | 68 | Nick Gates     |
| LG  | 67 | Jerald Foster  |
| C   | 79 | Michael Decker |
| RG  | 63 | Tanner Farmer  |
| RT  | 76 | Dylan Owen     |
| TE  | 89 | Connor Ketter  |
| TE  | 88 | Tyler Hoppes   |
| QB  | 13 | Tanner Lee     |
| RB  | 22 | Devine Ozigbo  |

| Pos | ## | DEFENSE        |
|-----|----|----------------|
| E   | 91 | F. Akinmoladun |
| NT  | 44 | M. Stoltenberg |
| E   | 96 | Carlos Davis   |
| LB  | 30 | Bo Kitrell     |
| ILB | 49 | Chris Weber    |
| ILB | 7  | Mohamed Barry  |
| OLB | 22 | Devine Ozigbo  |
| CB  | 8A | Chris Jones    |
| S   | 46 | Joshua Kalu    |
| S   | 24 | Aaron Williams |
| CB  | 2B | Lamar Jackson  |

Purdue

| Pos | ## | OFFENSE         |
|-----|----|-----------------|
| WR  | 12 | Jared Sparks    |
| WR  | 33 | Jackson Anthrop |
| LT  | 60 | Eric Swingler   |
| LG  | 75 | Shane Evans     |
| C   | 53 | Kirk Barron     |
| RG  | 79 | Matt McCann     |
| RT  | 70 | David Steinmetz |
| RB  | 34 | Richie Worship  |
| WR  | 70 | Isaac Zico      |
| QB  | 11 | David Blough    |
| RB  | 10 | D.J. Knox       |

| Pos | ## | DEFENSE          |
|-----|----|------------------|
| E   | 45 | Austin Larkin    |
| T   | 9D | Lorenzo Neal     |
| T   | 13 | Gelen Robinson   |
| E   | 36 | Danny Ezechukwu  |
| SLB | 5L | Derrick Barnes   |
| MLB | 4D | Ja'Whaun Bentley |
| SLB | 21 | Markus Bailey    |
| CB  | 8D | Josh Okonye      |
| FS  | 27 | Navon Mosley     |
| SS  | 41 | Jacob Thieneman  |
| CB  | 2D | Da'Wan Hunte     |

Nebraska: 2A-Tony Butler, 2D-Austin Rose, 2C-Alex Davis, 3-Marcus Newby, 4-Avery Anderson, 5-Dedrick Young, 6-Eric Lee Jr., 7A-Brenden Jaimes, 9A-DaiShon Neal, 10-JD Spielman, 14-Avery Roberts, 15-D. Pierson-EI, 19-Marquel Dismuke, 21-Mikale Wilbon, 23-Dicaprio Bootle, 25-Antonio Reed, 26-Kieron Williams, 28-Eli Sullivan, 31-Collin Miller, 33-Jaylin Bradley, 34-Drew Brown, 35-C. Lightbourn, 36-Reid Karel, 41-Luke McNitt, 42-J. Stovall, 54-Jordan Ober, 56-Boe Wilson, 57-J. Weinmaster, 62-Cole Conrad, 65-C. Gaylord, 71-Matt Farniok, 81-Gabe Rahn, 83-Bryan Reimers, 86-Jack Stoll, 94-Khalil Davis, 95-Ben Stille, 97-Deontre Thomas, 98-I. Armstrong.

Purdue: 1C-Mike Little, 1K-Spencer Evans, 1E-Antoine Miles, 2W-Anthony Mahoungou, 3D-Kamal Hardy, 4C-David Day, 7D-Eddy Wilson, 8O-Markell Jones, 9O-Terry Wright, 10-Gregory Phillips, 14-Antonio Blackmon, 16-Garrett Hudson, 29-Simeon Smiley, 30-Tobias Larry, 31-Joe Schopper, 35-Wes Cook, 38-Brennan Thieneman, 44-Anthony Watts, 47-Ben Makowski, 50-Bearooz Yacobi, 55-Michael Mendez, 68-Peyton Truitt, 73-Ethan Smart, 81-Darius Pittman, 82-Wade Buckman, 83-Malcolm Dotson, 85-J.D. Dellinger, 89-Brycen Hopkins, 98-Kai Higgins.



GAME 9

Purdue vs. Illinois

Nov. 4, 2017

West Lafayette, Ind.

| Score by Quarters   | 1 | 2 | 3 | 4  | Score |
|---------------------|---|---|---|----|-------|
| Illinois (2-7, 0-6) | 7 | 3 | 0 | 0  | 10    |
| Purdue (4-5, 2-4)   | 7 | 6 | 3 | 13 | 29    |

Purdue retained possession of the Cannon trophy for a second straight year and ended its three-game slide with a 29-10 win over visiting Illinois. Tied 10-10, kicker Spencer Evans nailed a 42-yard field goal as time expired in the first half to stake the Boilermakers to the lead. J.D. Dellinger added a 30-yard field goal in the third quarter, and Elijah Sindelar took over after David Blough suffered a season-ending ankle injury and found Cole Herdman for a 3-yard touchdown early in the fourth to put the game away. Running backs D.J. Knox and Richie Worship teamed up to rush for 129 yards on 24 carries with both scoring a touchdown. Defensively, the Boilermakers limited the Illini to 250 yards of total offense, including merely 91 yards in the second half.



Box Score (Final)

2017 Purdue Football

Illinois vs Purdue (Nov 04, 2017 at West Lafayette, Ind.)

| Score by Quarters | 1 | 2 | 3 | 4  | Total |
|-------------------|---|---|---|----|-------|
| Illinois          | 7 | 3 | 0 | 0  | 10    |
| Purdue            | 7 | 6 | 3 | 13 | 29    |

| Qtr | Time  | Scoring play   |
|-----|-------|--|
| 1st | 10:24 | PUR - D.J. Knox 33 yd run (Spencer Evans kick), 7-68 3:16                                |
|     | 04:34 | ILL - Dorsey,Louis 8 yd pass from George, Jr., J. (McLaughlin,C. kick), 10-75 5:50       |
| 2nd | 12:30 | PUR - J.D. Dellinger 26 yd field goal, 15-69 7:04  |
|     | 01:06 | ILL - McLaughlin,C. 31 yd field goal, 14-40 7:01   |
|     | 00:00 | PUR - Spencer Evans 42 yd field goal, 8-50 1:06  |
| 3rd | 03:47 | PUR - J.D. Dellinger 30 yd field goal, 9-49 2:36   |
| 4th | 11:37 | PUR - Cole Herdman 3 yd pass from Elijah Sindelar (Jared Sparks rush failed), 12-91 4:21 |
|     | 06:12 | PUR - Richie Worship 1 yd run (J.D. Dellinger kick), 7-53 4:07                           |

|                            | ILL     | PUR     |
|----------------------------|---------|---------|
| FIRST DOWNS                | 15      | 25      |
| RUSHES-YARDS (NET)         | 35-80   | 44-209  |
| PASSING YDS (NET)          | 170     | 226     |
| Passes Att-Comp-Int        | 27-12-1 | 28-18-0 |
| TOTAL OFFENSE PLAYS-YARDS  | 62-250  | 72-435  |
| Fumble Returns-Yards       | 0-0     | 0-0     |
| Punt Returns-Yards         | 0-0     | 2-5     |
| Kickoff Returns-Yards      | 2-41    | 1-22    |
| Interception Returns-Yards | 0-0     | 1-0     |
| Punts (Number-Avg)         | 6-40.7  | 4-40.5  |
| Fumbles-Lost               | 2-0     | 3-1     |
| Penalties-Yards            | 9-66    | 8-66    |
| Possession Time            | 29:36   | 30:24   |
| Third-Down Conversions     | 2 of 13 | 5 of 13 |
| Fourth-Down Conversions    | 1 of 3  | 2 of 2  |
| Red-Zone Scores-Chances    | 2-2     | 4-4     |
| Sacks By: Number-Yards     | 1-9     | 5-44    |

RUSHING: Illinois-Foster,K. 17-73; Thomas,Cam 14-30; Team 1-minus 9; George, Jr., J. 3-minus 14. Purdue-D.J. Knox 14-85; Richie Worship 10-44; Jared Sparks 5-40; Markell Jones 7-36; David Blough 3-16; Terry Wright 1-3; Team 2-minus 2; Jackson Anthorp 1-minus 4; Elijah Sindelar 1-minus 9.

PASSING: Illinois-Thomas,Cam 10-20-0-159; George, Jr., J. 2-7-1-11. Purdue-David Blough 16-24-0-194; Elijah Sindelar 2-2-0-32; Team 0-2-0-0.

RECEIVING: Illinois-Thieman,Dominic 3-25; Smalling,Ricky 2-46; Foster,K. 2-46; Turner,Malik 2-34; Dorsey,Louis 2-11; McGrew,Henry 1-8. Purdue-Richie Worship 5-43; Brycen Hopkins 3-53; Jarrett Burgess 3-43; Jackson Anthorp 2-23; Gregory Phillips 1-29; Terry Wright 1-16; Markell Jones 1-10; D.J. Knox 1-6; Cole Herdman 1-3.

INTERCEPTIONS: Illinois-None. Purdue-Jacob Thieneman 1-0.

FUMBLES: Illinois-Foster,K. 1-0; Team 1-0. Purdue-David Blough 1-0; Jackson Anthorp 1-1; Jarrett Burgess 1-0.

Illinois (2-7,0-6) vs. Purdue (4-5,2-4)  
Date: Nov 04, 2017 • Site: West Lafayette, Ind. • Stadium: Ross-Ade  
Attendance: 46027

Kickoff time: 12:01 pm • End of Game: 3:18 pm • Total elapsed time: 3:17  
Officials: Referee: Mark Kluczynski; Umpire: Brad Hudak; Linesman: Daniel Richard;  
Line judge: Brian Matthew; Back judge: Robert Smnith; Field judge: John Roggeman;  
Side judge: Matt Kukar; Center judge: Greg Blum;  
Temperature: 48F • Wind: SMPH 5 • Weather: Cloudy

SACKS (UA-A): Illinois-Crawford,James 1-0. Purdue-Danny Ezechukwu 2-0; Lorenzo Neal 1-0; Jacob Thieneman 1-0; Markus Bailey 1-0.

TACKLES (UA-A): Illinois-Green,Stanley 3-7; Phillips,D. 6-0; Dunlap,Jaylen 5-1; Harding,Dele 3-3; Roundtree,Bobby 2-4; Milan,Jamal 4-1; Oliver,Tymir 4-0; Williams,B. 1-3; Abercrombie,C. 1-3; Gay,Isaiah 3-0; Crawford,James 1-2; Hobbs,Nate 2-0; Woods,Jamal 1-1; Watkins,Cameron 1-1; Nelson,Patrick 0-2; Mondesir,Marc 1-0; Reams,Caleb 1-0; Williams,J. 1-0; Sumpter,Frank 1-0. Purdue-Ja'Whaun Bentley 7-5; Garrett Hudson 2-3; Jacob Thieneman 4-0; Markus Bailey 3-1; Danny Ezechukwu 3-1; Josh Okonye 2-2; Navon Mosley 2-1; Antoine Miles 1-2; Kamal Hardy 2-0; Tim Cason 2-0; Lorenzo Neal 2-0; T.J. Jallow 1-0; Eddy Wilson 1-0; Cornel Jones 1-0; Derrick Barnes 1-0; Simeon Smiley 0-1; Mike Little 0-1; Team 0-1.

Game Starters:

Illinois

| Pos | ## | OFFENSE         |
|-----|----|-----------------|
| WR  | 11 | Turner,Malik    |
| WR  | 8A | Thieman,Dominic |
| LT  | 79 | Lowe,Vederian   |
| LG  | 67 | DiLauro,C.      |
| C   | 5D | Allegretti,N.   |
| RG  | 63 | Palczewski,Alex |
| RT  | 76 | Boyd,Larry      |
| WR  | 4A | Smalling,Ricky  |
| OT  | 72 | Megginsin,Gabe  |
| QB  | 10 | Thomas,Cam      |
| RB  | 22 | Foster,K.       |

| Pos | ## | DEFENSE         |
|-----|----|-----------------|
| E   | 5  | Crawford,James  |
| T   | 55 | Milan,Jamal     |
| T   | 96 | Oliver,Tymir    |
| E   | 97 | Roundtree,Bobby |
| WLB | 3  | Phillips,D.     |
| MLB | 9  | Harding,Dele    |
| DB  | 1  | Dunlap,Jaylen   |
| CB  | 8  | Hobbs,Nate      |
| FS  | 4  | Williams,B.     |
| SS  | 7  | Green,Stanley   |
| CB  | 31 | Watkins,Cameron |

Purdue

| Pos | ## | OFFENSE         |
|-----|----|-----------------|
| WR  | 12 | Jared Sparks    |
| WR  | 33 | Jackson Anthorp |
| LT  | 60 | Eric Swingler   |
| LG  | 75 | Shane Evans     |
| C   | 53 | Kirk Barron     |
| RG  | 79 | Matt McCann     |
| RT  | 70 | David Steinmetz |
| WR  | 90 | Terry Wright    |
| WR  | 80 | Markell Jones   |
| QB  | 11 | David Blough    |
| RB  | 34 | Richie Worship  |

| Pos | ## | DEFENSE          |
|-----|----|------------------|
| E   | 45 | Austin Larkin    |
| T   | 9D | Lorenzo Neal     |
| T   | 13 | Gelen Robinson   |
| E   | 36 | Danny Ezechukwu  |
| WLB | 16 | Garrett Hudson   |
| MLB | 4D | Ja'Whaun Bentley |
| SLB | 21 | Markus Bailey    |
| CB  | 8D | Josh Okonye      |
| FS  | 27 | Navon Mosley     |
| SS  | 41 | Jacob Thieneman  |
| CB  | 3D | Kamal Hardy      |

Illinois: 1H-Smith,Kendall, 3A-George, Jr., J., 9A-Mays,Sam, 10-Knight,James, 13-Reams,Caleb, 14-Hayes,Blake, 17-McCourt,James, 19-Dorsey,Louis, 20-Clayton,Jr.,H., 21-Nelson,Patrick, 23-Sumpter,Frank, 27-Hayes,Ahmari, 29-Bobak,Christian, 30-Hylton,Julian, 32-Williams,J., 34-Abercrombie,C., 36-Roberts,Austin, 41-Marchese,Jimmmy, 42-Marchese,M., 43-McLaughlin,C., 45-McGrew,Henry, 52-Shogbonyo,Ayo, 54-Mondesir,Marc, 56-Tabel,Ethan, 58-Mills,Sean, 66-Fagan,Jordan, 83-Walker,Bobby, 91-Woods,Jamal, 92-Gay,Isaiah, 99-Carney, Jr., O..

Purdue: 1E-Antoine Miles, 1K-Spencer Evans, 1O-D.J. Knox, 1C-Mike Little, 2W-Anthony Mahoungou, 2O-Elijah Sindelar, 5-T.J. Jallow, 5L-Derrick Barnes, 7D-Eddy Wilson, 7O-Isaac Zico, 10-Gregory Phillips, 14-Antonio Blackmon, 17-Cornel Jones, 18-KeyRon Catlett, 24-Tim Cason, 29-Simeon Smiley, 30-Tobias Larry, 31-Joe Schopper, 35-Wes Cook, 38-Brennan Thieneman, 44-Anthony Watts, 47-Ben Makowski, 48-Rob Simmons, 50-Bearooz Yacobi, 55-Michael Mendez, 68-Peyton Truitt, 73-Ethan Smart, 80-Jarrett Burgess, 81-Darius Pittman, 82-Wade Buckman, 83-Malcolm Dotson, 85-J.D. Dellinger, 88-Cole Herdman, 89-Brycen Hopkins, 98-Kai Higgins.



GAME 10  
Purdue vs. Northwestern  
Nov. 11, 2017  
Evanston, Ill.

| Score by Quarters       | 1 | 2  | 3 | 4 | Score |
|-------------------------|---|----|---|---|-------|
| Purdue (4-6, 2-5)       | 0 | 0  | 7 | 6 | 13    |
| Northwestern (7-3, 5-2) | 0 | 14 | 6 | 3 | 23    |

A strong second half wasn't enough to overcome a slow start, as the Boilermakers dropped a 23-13 decision at Northwestern. Quarterback Elijah Sindelar completed 37 of 60 passes for 376 yards, all career highs, and a pair of touchdowns. Wide receiver Jared Sparks finished with 11 receptions, the most by a Boilermaker this season, for 130 yards. In all, Sindelar connected with 10 different teammates on completions for the game. Safety Navon Mosley had 11 tackles, while linebacker T.J. McCollum finished with 10 stops, including a sack. The game also featured a fake punt that saw punter Joe Schopper hit long snapper Ben Makowski on a pass for a 22-yard gain.



Box Score (Final)  
2017 Purdue Football  
Purdue vs Northwestern (Nov 11, 2017 at Evanston, Ill.)

| Score by Quarters | 1 | 2  | 3 | 4 | Total |
|-------------------|---|----|---|---|-------|
| Purdue            | 0 | 0  | 7 | 6 | 13    |
| Northwestern      | 0 | 14 | 6 | 3 | 23    |

| Qtr | Time  | Scoring play   |
|-----|-------|--|
| 2nd | 09:45 | NU - Thorson, C. 4 yd run (Kuhbander, C. kick), 7-54 3:01  |
|     | 00:16 | NU - Skowronek, B. 11 yd pass from Thorson, C. (Kuhbander, C. kick), 7-96 1:33                   |
| 3rd | 09:10 | NU - Kuhbander, C. 19 yd field goal, 15-73 5:50  |
|     | 05:30 | NU - Kuhbander, C. 24 yd field goal, 10-50 2:53  |
|     | 02:26 | PUR - Jarrett Burgess 21 yd pass from Elijah Sindelar (Spencer Evans kick), 9-80 2:58            |
| 4th | 11:49 | NU - Kuhbander, C. 36 yd field goal, 5-26 1:55   |
|     | 05:32 | PUR - Anthony Mahoungou 12 yd pass from Elijah Sindelar (Elijah Sindelar pass failed), 9-64 2:21 |

|                            | PUR     | NU      |
|----------------------------|---------|---------|
| FIRST DOWNS                | 22      | 22      |
| RUSHES-YARDS (NET)         | 22-40   | 38-94   |
| PASSING YDS (NET)          | 398     | 296     |
| Passes Att-Comp-Int        | 61-38-1 | 46-26-0 |
| TOTAL OFFENSE PLAYS-YARDS  | 83-438  | 84-390  |
| Fumble Returns-Yards       | 0-0     | 0-0     |
| Punt Returns-Yards         | 0-0     | 1-39    |
| Kickoff Returns-Yards      | 5-61    | 1-20    |
| Interception Returns-Yards | 0-0     | 1-6     |
| Punts (Number-Avg)         | 6-39.3  | 6-37.5  |
| Fumbles-Lost               | 0-0     | 0-0     |
| Penalties-Yards            | 5-50    | 4-40    |
| Possession Time            | 27:13   | 32:47   |
| Third-Down Conversions     | 7 of 19 | 9 of 22 |
| Fourth-Down Conversions    | 1 of 4  | 2 of 4  |
| Red-Zone Scores-Chances    | 1-2     | 5-6     |
| Sacks By: Number-Yards     | 1-5     | 3-18    |

RUSHING: Purdue-D.J. Knox 6-22; Terry Wright 1-11; Richie Worship 4-11; Jared Sparks 2-5; Markell Jones 4-3; Elijah Sindelar 5-minus 12. Northwestern-Jackson, Justin 25-46; Larkin, Jeremy 6-41; Thorson, C. 5-9; TEAM 2-minus 2.

PASSING: Purdue-Elijah Sindelar 37-60-1-376; Joe Schopper 1-1-0-22. Northwestern-Thorson, C. 26-46-0-296.

RECEIVING: Purdue-Jared Sparks 11-130; Terry Wright 6-60; Jarrett Burgess 5-65; Gregory Phillips 4-49; Cole Herdman 3-25; Jackson Anthorp 3-25; Jackson Anthorp 2-8; Ben Makowski 1-22; D.J. Knox 1-7; Richie Worship 1-4; Brycen Hopkins 1-3. Northwestern-Skowronek, B. 7-117; Nagel, Flynn 6-78; Wilson, Macan 4-51; Dickerson, G. 3-30; Jackson, Justin 3-5; Green, Cameron 2-8; Larkin, Jeremy 1-7.

INTERCEPTIONS: Purdue-None. Northwestern-McShepard, M. 1-6.

FUMBLES: Purdue-None. Northwestern-None.

Purdue (4-6,2-5) vs. Northwestern (7-3,5-2)  
Date: Nov 11, 2017 • Site: Evanston, Ill. • Stadium: Ryan Field  
Attendance: 33765

Kickoff time: 6:10 pm • End of Game: 9:34 pm • Total elapsed time: 3:24  
Officials: Referee: Daniel Capron; Umpire: Tim Owens; Linesman: John Wiercoinski;  
Line judge: Ron Tipton; Back judge: Kevin Schwarzel; Field judge: Raymond Daniel;  
Side judge: Bobby Sagers; Center judge: Brent Durbin;  
Temperature: 36 • Wind: S-9 mph • Weather: Cloudy

SACKS (UA-A): Purdue-T.J. McCollum 1-0. Northwestern-Goens, Trent 1-2; Thompson, J. 0-2.

TACKLES (UA-A): Purdue-Navon Mosley 6-5; T.J. McCollum 6-4; Jacob Thieneman 6-2; Ja'Whaun Bentley 4-3; Austin Larkin 3-3; Markus Bailey 3-2; Gelen Robinson 4-0; Da'Wan Hunte 3-0; Simeon Smiley 3-0; Eddy Wilson 2-1; Danny Ezechukwu 2-0; Tim Cason 1-0; Josh Okonye 1-0; Mike Little 1-0.  
Northwestern-Mayo, Alonzo 7-1; Hall, Nate 4-4; Fisher, Paddy 4-3; Igwebuike, G. 3-3; Queiro, Kyle 4-0; Gallagher, B. 2-2; Goens, Trent 1-3; Hartage, Montre 3-0; McShepard, M. 3-0; Thompson, J. 1-2; Williams, Trae 2-0; Lancaster, T. 1-1; McGee, Jared 1-1; Miller, Alex 1-0; Gaziano, Joe 1-0; Miller, Samdup 1-0; Brown, Jesse 1-0; Walsh, Brett 0-1; Oxley, Ben 0-1; Wyatt, Fred 0-1; Bergin, Joe 0-1; Bergin, Chris 0-1; Acker, Corey 0-1.

Game Starters:

Purdue

| Pos | ## | OFFENSE           |
|-----|----|-------------------|
| LT  | 60 | Eric Swingler     |
| LG  | 75 | Shane Evans       |
| C   | 53 | Kirk Barron       |
| RG  | 79 | Matt McCann       |
| RT  | 70 | David Steinmetz   |
| TE  | 88 | Cole Herdman      |
| WR  | 2W | Anthony Mahoungou |
| WR  | 12 | Jared Sparks      |
| QB  | 20 | Elijah Sindelar   |
| RB  | 34 | Richie Worship    |
| RB  | 10 | D.J. Knox         |

| Pos | ## | DEFENSE          |
|-----|----|------------------|
| DE  | 45 | Austin Larkin    |
| DT  | 9D | Lorenzo Neal     |
| DT  | 13 | Gelen Robinson   |
| DE  | 36 | Danny Ezechukwu  |
| WLB | 6  | T.J. McCollum    |
| MLB | 4D | Ja'Whaun Bentley |
| SLB | 21 | Markus Bailey    |
| CB  | 8D | Josh Okonye      |
| FS  | 27 | Navon Mosley     |
| SS  | 41 | Jacob Thieneman  |
| CB  | 2D | Da'Wan Hunte     |

Northwestern

| Pos | ## | OFFENSE         |
|-----|----|-----------------|
| LT  | 72 | Hance, Blake    |
| LG  | 59 | Butler, J.B.    |
| C   | 69 | North, Brad     |
| RG  | 71 | Doles, Tommy    |
| RT  | 70 | Slater, Rashawn |
| WR  | 15 | Wilson, Macan   |
| WR  | 2  | Nagel, Flynn    |
| WR  | 88 | Skowronek, B.   |
| QB  | 18 | Thorson, C.     |
| RB  | 21 | Jackson, Justin |
| SB  | 9  | Dickerson, G.   |

| Pos  | ## | DEFENSE         |
|------|----|-----------------|
| DE   | 97 | Gaziano, Joe    |
| DT   | 99 | Thompson, J.    |
| DT   | 1  | Lancaster, T.   |
| DE   | 91 | Miller, Samdup  |
| WILL | 10 | Walsh, Brett    |
| MIKE | 42 | Fisher, Paddy   |
| SAM  | 32 | Hall, Nate      |
| CB   | 24 | Hartage, Montre |
| CB   | 12 | Mayo, Alonzo    |
| S    | 16 | Igwebuike, G.   |
| S    | 21 | Jackson, Justin |

Purdue: 1E-Antoine Miles, 1K-Spencer Evans, 1C-Mike Little, 3D-Kamal Hardy, 5L-Derrick Barnes, 7D-Eddy Wilson, 70-Isaac Zico, 80-Markell Jones, 90-Terry Wright, 10-Gregory Phillips, 14-Antonio Blackmon, 16-Garrett Hudson, 17-Cornel Jones, 22-Sawyer Dawson, 24-Tim Cason, 29-Simeon Smiley, 30-Tobias Larry, 31-Joe Schopper, 33-Jackson Anthorp, 35-Wes Cook, 38-Brennan Thieneman, 43-Myles Homan, 47-Ben Makowski, 48-Rob Simmons, 55-Michael Mendez, 80-Jarrett Burgess, 81-Darius Pittman, 83-Malcolm Dotson, 84-Jess Trussell, 89-Brycen Hopkins, 98-Kai Higgins.

Northwestern: 2A-Queiro, Kyle, 4-Pace, JR, 6-Roberts, Jelani, 7-McShepard, M., 8A-Kent, Trevor, 13-Long, Warren, 14-Kuhbander, C., 19-Lees, Riley, 20-Moten IV, John, 25-Acker, Corey, 28-Larkin, Jeremy, 29-Williams, Trae, 31-Otto, Luke, 36-Brown, Jesse, 37-Almasri, Moe, 41-McGee, Jared, 43-Gillikin, Tyler, 44-Prather, James, 45-Fox, Nathan, 47-Bergin, Joe, 49-Bergin, Chris, 51-Gallagher, B., 54-Goens, Trent, 57-Kolwich, Cam, 65-Thomas, Jared, 74-Bullmore, G., 75-Oxley, Ben, 80-Pugh, Trey, 81-Bowman, Ramaud, 82-James, Jace, 83-Reineke, Heath, 84-Green, Cameron, 92-Wyatt, Fred, 95-Miller, Alex, 96-Niswander, H., 98-Brown IV, E..

GAME 11  
Purdue vs. Iowa  
Nov. 18, 2017  
Iowa City, Iowa

| Score by Quarters | 1 | 2 | 3  | 4 | Score |
|-------------------|---|---|----|---|-------|
| Purdue (5-6, 3-5) | 7 | 0 | 14 | 3 | 24    |
| Iowa (6-5, 3-5)   | 0 | 9 | 0  | 6 | 15    |

Needing to win its final two games to become eligible for a bowl game, Purdue got the first one against Iowa, rolling out of Kinnick Stadium with a 24-15 win. Quarterback Elijah Sindelar connected with wide receiver Anthony Mahoungou on five straight passes to open the second half, including scoring strikes of 42 and 18 yards, to put the Boilermakers up 21-9. Mahoungou, who was named the Big Ten Offensive Player of the Week following the game, finished with career highs of seven receptions for 135 yards and the two scores. The defense limited the Hawkeyes to 258 yards of total offense and recorded 10 tackles for loss, including a season-high six sacks.



Box Score (Final)  
2017 Purdue Football  
Purdue vs Iowa (Nov 18, 2017 at Iowa City)

| Score by Quarters | 1 | 2 | 3  | 4 | Total |
|-------------------|---|---|----|---|-------|
| Purdue            | 7 | 0 | 14 | 3 | 24    |
| Iowa              | 0 | 9 | 0  | 6 | 15    |

| Qtr | Time  | Scoring play   |
|-----|-------|--|
| 1st | 08:01 | PUR - D.J. Knox 5 yd pass from Elijah Sindelar (J.D. Dellinger kick), 16-67 5:54         |
| 2nd | 10:44 | IOWA - Bazata, Nathan safety   |
|     | 06:07 | IOWA - Wadley, Akrum 2 yd run (Recinos, Miguel kick), 9-50 4:37                          |
| 3rd | 14:03 | PUR - Anthony Mahoungou 42 yd pass from Elijah Sindelar (Spencer Evans kick), 3-75 0:57  |
|     | 11:59 | PUR - Anthony Mahoungou 16 yd pass from Elijah Sindelar (J.D. Dellinger kick), 3-50 1:06 |
| 4th | 03:55 | PUR - J.D. Dellinger 27 yd field goal, 5-6 2:07  |
|     | 01:04 | IOWA - Fant, Noah 6 yd pass from Stanley, Nate (Stanley, Nate pass failed), 11-45 2:51   |

|                            | PUR     | IOWA    |
|----------------------------|---------|---------|
| FIRST DOWNS                | 20      | 17      |
| RUSHES-YARDS (NET)         | 29-65   | 38-82   |
| PASSING YDS (NET)          | 229     | 176     |
| Passes Att-Comp-Int        | 37-22-0 | 33-16-1 |
| TOTAL OFFENSE PLAYS-YARDS  | 66-294  | 71-258  |
| Fumble Returns-Yards       | 0-0     | 0-0     |
| Punt Returns-Yards         | 0-0     | 2-3     |
| Kickoff Returns-Yards      | 0-0     | 2-70    |
| Interception Returns-Yards | 1-0     | 0-0     |
| Punts (Number-Avg)         | 6-31.8  | 7-29.9  |
| Fumbles-Lost               | 1-0     | 1-1     |
| Penalties-Yards            | 3-30    | 6-56    |
| Possession Time            | 26:17   | 33:43   |
| Third-Down Conversions     | 7 of 15 | 7 of 16 |
| Fourth-Down Conversions    | 0 of 0  | 2 of 2  |
| Red-Zone Scores-Chances    | 3-4     | 2-2     |
| Sacks By: Number-Yards     | 6-44    | 4-29    |

RUSHING: Purdue-Markell Jones 14-74; Jared Sparks 2-7; D.J. Knox 4-3; B. Lankford-Johnson 1-3; Jackson Anthrop 1-2; Elijah Sindelar 7-minus 24. Iowa-Wadley, Akrum 22-78; Butler, James 7-38; Smith-Marsette, 1-4; Stanley, Nate 8-minus 38.

PASSING: Purdue-Elijah Sindelar 22-37-0-229. Iowa-Stanley, Nate 16-33-1-176.

RECEIVING: Purdue-Anthony Mahoungou 7-135; Jarrett Burgess 3-22; Brycen Hopkins 3-21; Jackson Anthrop 2-18; Terry Wright 2-13; D.J. Knox 2-6; Cole Herdman 1-6; Gregory Phillips 1-5; Markell Jones 1-3. Iowa-Easley, Nick 5-60; Hockenson, T.J. 3-33; Smith-Marsette, 2-29; Vandenberg, Matt 2-24; Fant, Noah 2-17; Wadley, Akrum 1-11; Butler, James 1-2.

INTERCEPTIONS: Purdue-Navon Mosley 1-0. Iowa-None.

FUMBLES: Purdue-Elijah Sindelar 1-0. Iowa-Vandenberg, Matt 1-1.

Purdue (5-6,3-5) vs. Iowa (6-5,3-5)  
Date: Nov 18, 2017 • Site: Iowa City • Stadium: Kinnick Stadium  
Attendance: 60554

Kickoff time: 3:40 pm • End of Game: 5:43 pm • Total elapsed time: 2:03  
Officials: Referee: Jeff Servinski; Umpire: Ed Feaster; Linesman: Kelly Saalfeld;  
Line judge: Paul Engelberts; Back judge: Scott Buchanan; Field judge: John Roggeman;  
Side judge: Todd Ransom; Center judge: Jason Nickleby;  
Temperature: 42 • Wind: NW 20mph • Weather: Partly Sunny

SACKS (UA-A): Purdue-Antoine Miles 2-0; Eddy Wilson 1-0; T.J. McCollum 1-0; Gelen Robinson 1-0; Markus Bailey 1-0. Iowa-Jewell, Josey 2-0; Epenesa, A.J. 1-0; Bazata, Nathan 1-0.

TACKLES (UA-A): Purdue-Jacob Thieneman 8-4; Ja'Whaun Bentley 5-3; Da'Wan Hunte 5-2; Josh Okonye 5-0; Antoine Miles 4-0; Markus Bailey 4-0; Gelen Robinson 3-1; T.J. McCollum 2-2; Danny Ezechukwu 1-3; Austin Larkin 0-4; Navon Mosley 3-0; Eddy Wilson 2-0; Simeon Smiley 1-0; T.J. Jallow 1-0; Derrick Barnes 0-1; Mike Little 0-1; Lorenzo Neal 0-1. Iowa-Jewell, Josey 5-8; Niemann, Ben 4-4; Bower, Bo 3-4; Gervase, Jake 3-4; Taylor, Miles 4-1; Jackson, Joshua 3-1; Rugamba, Manny 3-0; Hankins, Matt 1-2; Bazata, Nathan 1-2; Epenesa, A.J. 2-0; Hesse, Parker 0-2; Ojemudia, M. 1-0; Reiff, Brady 0-1; Lattimore, C. 0-1; Nelson, Matt 0-1; Brincks, Sam 0-1.

Game Starters:

| Purdue |    |                  | Iowa |    |                  |
|--------|----|------------------|------|----|------------------|
| Pos    | ## | OFFENSE          | Pos  | ## | OFFENSE          |
| WR     | 12 | Jared Sparks     | TE   | 87 | Fant, Noah       |
| LT     | 60 | Eric Swingler    | LT   | 7C | Jackson, Alaric  |
| LG     | 75 | Shane Evans      | LG   | 69 | Render, Keegan   |
| C      | 53 | Kirk Barron      | C    | 78 | Daniels, James   |
| RG     | 79 | Matt McCann      | RG   | 79 | Welsh, Sean      |
| RT     | 70 | David Steinmetz  | RT   | 7A | Wirfs, Tristan   |
| TE     | 88 | Cole Herdman     | TE   | 38 | Hockenson, T.J.  |
| WR     | 33 | Jackson Anthrop  | WR   | 84 | Easley, Nick     |
| WR     | 80 | Jarrett Burgess  | QB   | 4  | Stanley, Nate    |
| QB     | 20 | Elijah Sindelar  | RB   | 25 | Wadley, Akrum    |
| RB     | 10 | D.J. Knox        | SE   | 89 | Vandenberg, Matt |
| Pos    | ## | DEFENSE          | Pos  | ## | DEFENSE          |
| DE     | 45 | Austin Larkin    | LE   | 98 | Nelson, Anthony  |
| DT     | 9D | Lorenzo Neal     | LT   | 96 | Nelson, Matt     |
| DT     | 13 | Gelen Robinson   | RT   | 99 | Bazata, Nathan   |
| DE     | 36 | Danny Ezechukwu  | RE   | 40 | Hesse, Parker    |
| MLB    | 6  | T.J. McCollum    | OLB  | 44 | Niemann, Ben     |
| SLB    | 4D | Ja'Whaun Bentley | MLB  | 43 | Jewell, Josey    |
| CB     | 21 | Markus Bailey    | WLB  | 41 | Bower, Bo        |
| CB     | 8D | Josh Okonye      | LC   | 15 | Jackson, Joshua  |
| FS     | 27 | Navon Mosley     | SS   | 19 | Taylor, Miles    |
| SS     | 41 | Jacob Thieneman  | FS   | 30 | Gervase, Jake    |
| CB     | 2D | Da'Wan Hunte     | RC   | 5  | Rugamba, Manny   |

Purdue: 1K-Spencer Evans, 1E-Antoine Miles, 1C-Mike Little, 2W-Anthony Mahoungou, 3D-Kamal Hardy, 4B-Lane Beeler, 5-T.J. Jallow, 5L-Derrick Barnes, 7D-Eddy Wilson, 8O-Markell Jones, 9O-Terry Wright, 10-Gregory Phillips, 14-Antonio Blackmon, 16-Garrett Hudson, 17-Cornel Jones, 18-KeyRon Catlett, 22-Sawyer Dawson, 29-Simeon Smiley, 30-Tobias Larry, 31-Joe Schopper, 35-Wes Cook, 37-B. Lankford-Johnson, 38-Brennan Thieneman, 44-Anthony Watts, 46-Race Johnson, 47-Ben Makowski, 50-Bearooz Yacobi, 55-Michael Mendez, 68-Peyton Truitt, 73-Ethan Smart, 81-Darius Pittman, 83-Malcolm Dotson, 84-Jess Trussell, 85-J.D. Dellinger, 89-Brycen Hopkins.

Iowa: 1B-Cooper, Max, 1C-Milani, John, 1D-Dvorak, Wes, 6-Smith-Marsette,, 6D-Paulsen, Levi, 7-Rastetter, C., 8A-Hankins, Matt, 9B-Recinos, Miguel, 9-Stone, Geno, 9C-Kluyer, Tyler, 11-Ojemudia, M., 12-Smith, Brandon, 20-Butler, James, 21-Kelly-Martin,I., 23-Dafney, D., 26-Ward, Kevin, 28-Young, Toren, 31-Mends, Aaron, 33-Clayberg, Noah, 34-Welch, Kristian, 36-Ross, Brady, 45-Kulick, Drake, 46-Kelly, Austin, 49-Niemann, Nick, 52-Jones, Amani, 53-Jansen, Garret, 57-Golston, C, 59-Reynolds, Ross, 76-Ferguson, D., 77-Gaffey, Daniel, 81-Wisnieski, Jon, 86-Pekar, Peter, 88-Hulett, Jake, 90-Brincks, Sam, 91-Reiff, Brady, 94-Epenesa, A.J., 95-Lattimore, C..



GAME 12

Purdue vs. Indiana

Nov. 25, 2017,

West Lafayette, Ind.

| Score by Quarters  | 1 | 2  | 3 | 4  | Score |
|--------------------|---|----|---|----|-------|
| Indiana (5-7, 2-7) | 7 | 3  | 0 | 14 | 24    |
| Purdue (6-6, 4-5)  | 7 | 14 | 3 | 7  | 31    |

The Boilermakers secured their berth in the Foster Farms Bowl, regained possession of the Old Oaken Bucket and snapped a four-game losing streak to intrastate rival Indiana with a 31-24 victory. Running back Markell Jones accounted for the fifth-most rushing yards by a player from either school in the rivalry game, finishing with 217 yards on 31 carries. Jones was named the Big Ten Offensive Player of the Week for his performance. Wide receiver Jackson Anthrop scored a pair of rushing touchdowns, and quarterback Elijah Sindelar hit Anthony Mahougou and Isaac Zico on scoring passes. The Purdue defense set the tone early on a Garrett Hudson interception on the Hoosiers' first offensive play from scrimmage to set up an easy score for the offense.



Box Score (Final)

2017 Purdue Football

Indiana vs Purdue (Nov 25, 2017 at West Lafayette, Ind.)

| Score by Quarters | 1 | 2  | 3 | 4  | Total |
|-------------------|---|----|---|----|-------|
| Indiana           | 7 | 3  | 0 | 14 | 24    |
| Purdue            | 7 | 14 | 3 | 7  | 31    |

Qtr

Time

Scoring play

1st

12:08

PUR - Jackson Anthrop 5 yd run (Spencer Evans kick), 1-5 0:04

04:14

IND - Cobbs Jr., Simmie 1 yd pass from Lagow, Richard (Oakes, Griffin kick), 10-41 2:48

04:49

PUR - Jackson Anthrop 4 yd run (J.D. Dellinger kick), 7-60 2:04

00:53

PUR - Anthony Mahougou 49 yd pass from Elijah Sindelar (J.D. Dellinger kick), 5-72 2:06

00:08

IND - Oakes, Griffin 22 yd field goal, 7-71 0:45

01:11

PUR - J.D. Dellinger 26 yd field goal, 13-78 5:36

01:32

PUR - Isaac Zico 4 yd pass from Elijah Sindelar (J.D. Dellinger kick), 6-55 2:39

05:50

IND - Mack, Taysir 4 yd pass from Lagow, Richard (Oakes, Griffin kick), 6-59 1:47

01:01

IND - Philyor, Whop 9 yd pass from Lagow, Richard (Oakes, Griffin kick), 11-87 2:29

|                            | IND     | PUR     |
|----------------------------|---------|---------|
| FIRST DOWNS                | 20      | 22      |
| RUSHES-YARDS (NET)         | 32-124  | 43-272  |
| PASSING YDS (NET)          | 373     | 181     |
| Passes Att-Comp-Int        | 60-32-1 | 30-16-0 |
| TOTAL OFFENSE PLAYS-YARDS  | 92-497  | 73-453  |
| Fumble Returns-Yards       | 1-4     | 0-0     |
| Punt Returns-Yards         | 1-1     | 1-7     |
| Kickoff Returns-Yards      | 3-59    | 1-16    |
| Interception Returns-Yards | 0-0     | 1-21    |
| Punts (Number-Avg)         | 9-37.9  | 8-38.4  |
| Fumbles-Lost               | 0-0     | 1-1     |
| Penalties-Yards            | 7-84    | 4-17    |
| Possession Time            | 29:35   | 30:25   |
| Third-Down Conversions     | 9 of 23 | 4 of 14 |
| Fourth-Down Conversions    | 2 of 4  | 1 of 1  |
| Red-Zone Scores-Chances    | 4-5     | 4-4     |
| Sacks By: Number-Yards     | 1-1     | 3-25    |

RUSHING: Indiana-Brookins, Ricky 2-71; Gest, Cole 13-40; Ellison, Morgan 9-16; Lagow, Richard 8-minus 3. Purdue-Markell Jones 31-217; D.J. Knox 5-48; Jackson Anthrop 2-9; Jarrett Burgess 1-0; Elijah Sindelar 2-0; TEAM 2-minus 2.

PASSING: Indiana-Lagow, Richard 32-60-1-373. Purdue-Elijah Sindelar 15-29-0-159; Joe Schopper 1-1-0-22.

RECEIVING: Indiana-Brookins, Ricky 8-48; Mack, Taysir 7-132; Cobbs Jr., Simmie 7-105; Timian, Luke 6-69; Gest, Cole 2-7; Philyor, Whop 1-9; Watercutter, Ryan 1-3. Purdue-Jackson Anthrop 5-20; Anthony Mahougou 2-88; Cole Herdman 2-26; Isaac Zico 2-14; Terry Wright 2-13; Mike Little 1-22; Gregory Phillips 1-2; D.J. Knox 1-minus 4.

INTERCEPTIONS: Indiana-None. Purdue-Garrett Hudson 1-21.

FUMBLES: Indiana-None. Purdue-Jarrett Burgess 1-1.

Indiana (5-7,2-7) vs. Purdue (6-6,4-5)  
Date: Nov 25, 2017 • Site: West Lafayette, Ind. • Stadium: Ross-Ade  
Attendance: 52105  
  
Kickoff time: 12:01 pm • End of Game: 3:31 PM • Total elapsed time: 3:30  
Officials: Referee: John O'Neill; Umpire: Bobby Colosimo; Linesman: Tripp Sutter;  
Line judge: Jeff Meslow; Back judge: Michael Elliott; Field judge: Gary Powers;  
Side judge: Steve Hassel; Center judge: Mike Conlin;  
Temperature: 50 F • Wind: WNW 14 • Weather: Clear

SACKS (UA-A): Indiana-Scales, Tegray 1-0. Purdue-Gelen Robinson 1-0; Danny Ezechukwu 1-0; Markus Bailey 1-0.

TACKLES (UA-A): Indiana-Dutra, Chase 10-1; Crawford, Jonathan 8-0; Scales, Tegray 5-1; Covington, Chris 5-0; Brown Jr., Andre 4-0; Fields, Tony 3-0; Robinson, Jacob 3-0; Everett, Gavin 2-0; Stallings IV, Allen 2-0; Gooch, Greg 2-0; Godsil, Dan 1-0; Baker, Delroy 1-0; McCray III, Robert 1-0; Fant, Rashard 1-0; Riggins, A'Shon 1-0; Timian, Luke 1-0; Johnson, Jerome 0-1; Jones, Reakwon 0-1. Purdue-Markus Bailey 9-2; Danny Ezechukwu 7-3; T.J. McCollum 5-2; Gelen Robinson 4-3; Da'Wan Hunte 6-0; Navon Mosley 5-1; Jacob Thieneman 4-0; Lorenzo Neal 3-1; Simeon Smiley 3-1; Josh Okonye 3-1; Austin Larkin 1-1; Antoine Miles 0-2; Eddy Wilson 0-2; Derrick Barnes 1-0; Ben Makowski 1-0; Garrett Hudson 0-1.

Game Starters:

Indiana

| Pos | #  | OFFENSE            |
|-----|----|--------------------|
| WR  | 1  | Cobbs Jr., Simmie  |
| WR  | 25 | Timian, Luke       |
| LT  | 5B | Cronk, Coy         |
| LG  | 76 | Martin, Wes        |
| C   | 68 | Littlejohn, Hunter |
| RG  | 5A | Nworah, Mackenzie  |
| RT  | 71 | Baker, Delroy      |
| WR  | 7  | Mack, Taysir       |
| TE  | 80 | Thomas, Ian        |
| QB  | 21 | Lagow, Richard     |
| RB  | 27 | Ellison, Morgan    |

Pos

#

DEFENSE

E

49

Gooch, Greg

T

91

Robinson, Jacob

T

74

Hoff, Nate

E

47

McCray III, Robert

LB

4

Covington, Chris

LB

8

Scales, Tegray

H

19

Fields, Tony

CB

16

Fant, Rashard

S

9

Crawford, Jonathan

S

30

Dutra, Chase

CB

28

Riggins, A'Shon

Purdue

| Pos | #  | OFFENSE          |
|-----|----|------------------|
| WR  | 22 | Anthony Mahougou |
| WR  | 33 | Jackson Anthrop  |
| LT  | 60 | Eric Swingler    |
| LG  | 75 | Shane Evans      |
| C   | 53 | Kirk Barron      |
| RG  | 79 | Matt McCann      |
| RT  | 70 | David Steinmetz  |
| TE  | 88 | Cole Herdman     |
| WR  | 80 | Jarrett Burgess  |
| QB  | 20 | Elijah Sindelar  |
| RB  | 80 | Markell Jones    |

Pos

#

DEFENSE

E

45

Austin Larkin

T

9D

Lorenzo Neal

T

13

Gelen Robinson

E

36

Danny Ezechukwu

WLB

6

T.J. McCollum

MLB

16

Garrett Hudson

SLB

21

Markus Bailey

CB

8D

Josh Okonye

FS

27

Navon Mosley

SS

41

Jacob Thieneman

CB

2D

Da'Wan Hunte

Indiana: 2B-Hunt, LaDamion, 2-Williams, Devonte, 3A-Green, Tyler, 6-Walker, Zeke, 13-James, Isaac, 14-Brown Jr., Andre, 17-Layne, Raheem, 18-Bach, Ben, 20-Gest, Cole, 22-Philyor, Whop, 23-Rodriguez, Alex, 26-Walton, Kiante, 29-Bryant, Khalil, 33-Brookins, Ricky, 36-Conrad, Drew, 40-Jones, Reakwon, 43-Willis Jr., Dameron, 51-Barwick Jr., Mike, 52-Love, DaVondre, 54-Bowen, Ja'merez, 55-McGinnis, Michael, 56-Stover, Grayson, 58-Friend, Danny, 62-Knight, Brandon, 69-Everett, Gavin, 81-Fryfogtle, Ty, 83-Dorris, Austin, 84-Morris, Jonah, 85-Watercutter, Ryan, 87-Ziembka, Michael, 88-Bonner, Shaun, 92-Oakes, Griffin, 94-Whitehead, Haydon, 97-Godsil, Dan, 98-Johnson, Jerome, 99-Stallings IV, Allen.

Purdue: 1K-Spencer Evans, 1C-Mike Little, 10-D.J. Knox, 1E-Antoine Miles, 5-T.J. Jallow, 5L-Derrick Barnes, 70-Isaac Zico, 7D-Eddy Wilson, 90-Terry Wright, 10-Gregory Phillips, 12-Jared Sparks, 14-Antonio Blackmon, 17-Cornel Jones, 18-KeyRon Catlett, 22-Sawyer Dawson, 29-Simeon Smiley, 30-Tobias Larry, 31-Joe Schopper, 35-Wes Cook, 37-B. Lankford-Johnson, 38-Brennan Thieneman, 43-Myles Homan, 46-Race Johnson, 47-Ben Makowski, 48-Rob Simmons, 50-Bearooz Yacobi, 55-Michael Mendez, 68-Peyton Truitt, 73-Ethan Smart, 81-Darius Pittman, 84-Jess Trussell, 85-J.D. Dellinger, 98-Kai Higgins.



## Purdue Game Highs

### INDIVIDUAL

|                           |      |                                 |
|---------------------------|------|---------------------------------|
| Rushes .....              | 31   | Markell Jones vs. Indiana       |
| Yards Rushing .....       | 217  | Markell Jones vs. Indiana       |
| TD Rushes .....           | 2    | Jackson Anthrop vs. Indiana     |
| Long Rush .....           | 41   | D.J. Kox at Rutgers             |
| Pass Attempts .....       | 60   | Elijah Sindelar at Northwestern |
| Pass Completions .....    | 37   | Elijah Sindelar at Northwestern |
| Yards Passing .....       | 376  | Elijah Sindelar at Northwestern |
| TD Passes .....           | 3    | Twice                           |
| Long Pass .....           | 62   | David Blough vs. Ohio           |
| Receptions .....          | 11   | Jared Sparks at Northwestern    |
| Yards Receiving .....     | 135  | Anthony Mahoungou at Iowa       |
| TD Receptions .....       | 2    | Twice                           |
| Long Reception .....      | 62   | Cole Herdman vs. Ohio           |
| Field Goals .....         | 2    | Multiple times                  |
| Long Field Goal .....     | 49   | Spencer Evans at Wisconsin      |
| Punts .....               | 11   | Joe Schopper vs. Michigan       |
| Punting Avg .....         | 50.0 | Joe Schopper vs. Ohio           |
| Long Punt .....           | 68   | Joe Schopper at Iowa            |
| Long Punt Return .....    | 18   | Race Johnson at Wisconsin       |
| Long Kickoff Return ..... | 44   | D.J. Knox vs. Minnesota         |
| Tackles .....             | 12   | Multiple times                  |
| Sacks .....               | 2.0  | Multiple times                  |
| Tackles For Loss .....    | 5.5  | Gelen Robinson vs. Nebraska     |

### TEAM

|                        |      |                 |
|------------------------|------|-----------------|
| Rushes .....           | 50   | at Missouri     |
| Yards Rushing .....    | 279  | at Rutgers      |
| Yards Per Rush .....   | 6.8  | at Rutgers      |
| TD Rushes .....        | 3    | at Missouri     |
| Pass Attempts .....    | 61   | at Northwestern |
| Pass Completions ..... | 37   | at Northwestern |
| Yards Passing .....    | 376  | at Northwestern |
| Yards Per Pass .....   | 12.3 | vs. Ohio        |
| TD Passes .....        | 4    | Twice           |
| Total Plays .....      | 85   | at Rutgers      |
| Total Offense .....    | 558  | vs. Ohio        |
| Yards Per Play .....   | 8.2  | vs. Ohio        |
| Points .....           | 44   | vs. Ohio        |
| Sacks By .....         | 6.0  | at Iowa         |
| First Downs .....      | 26   | at Missouri     |
| Penalties .....        | 9    | at Rutgers      |
| Penalty Yards .....    | 82   | vs. Michigan    |
| Turnovers .....        | 4    | Twice           |
| Punts .....            | 11   | vs. Michigan    |

## Opponent Game Highs

### INDIVIDUAL

|                          |           |                               |
|--------------------------|-----------|-------------------------------|
| Rushes .....             | 30.....   | Jonathan Taylor, Wisconsin    |
| Yards Rushing .....      | 219.....  | Jonathan Taylor, Wisconsin    |
| TD Rushes.....           | 2.....    | Chris Evans, Michigan         |
| Long Rush.....           | 74.....   | Gus Edwards, Rutgers          |
| Pass Attempts .....      | 60.....   | Richard Lagow, Indiana        |
| Pass Completions .....   | 32.....   | Twice                         |
| Yards Passing .....      | 431.....  | Tanner Lee, Nebraska          |
| TD Passes.....           | 3.....    | Richard Lagow, Indiana        |
| Long Pass.....           | 52.....   | Richard Lagow, Indiana        |
| Receptions .....         | 8.....    | Twice                         |
| Yards Receiving .....    | 132.....  | Taysir Mack, Indiana          |
| TD Receptions.....       | 1.....    | Multiple times                |
| Long Reception .....     | 52.....   | Taysir Mack, Indiana          |
| Field Goals.....         | 4.....    | Drew Brown, Nebraska          |
| Long Field Goal.....     | 46.....   | Rafael Gaglianone , Wisconsin |
| Punts .....              | 12.....   | Ryan Anderson, Rutgers        |
| Punting Avg .....        | 48.2..... | Corey Fatony, Missouri        |
| Long Punt.....           | 65.....   | Corey Fatony, Missouri        |
| Long Punt Return .....   | 39.....   | Riley Lees, Northwestern      |
| Long Kickoff Return..... | 53.....   | Ihmir Smith-Marsette, Iowa    |
| Tackles.....             | 15.....   | Trevor Morris, Rutgers        |
| Sacks .....              | 2.5.....  | Chase Winovich, Michigan      |
| Tackles For Loss.....    | 3.5.....  | Chase Winovich, Michigan      |

### TEAM

|                        |           |                |
|------------------------|-----------|----------------|
| Rushes .....           | 53.....   | Wisconsin      |
| Yards Rushing .....    | 295.....  | Wisconsin      |
| Yards Per Rush .....   | 5.6.....  | Wisconsin      |
| TD Rushes.....         | 3.....    | Michigan       |
| Pass Attempts .....    | 60.....   | Indiana        |
| Pass Completions ..... | 32.....   | Twice          |
| Yards Passing .....    | 431.....  | Nebraska       |
| Yards Per Pass .....   | 11.1..... | Wisconsin      |
| TD Passes.....         | 3.....    | Indiana        |
| Total Plays .....      | 92.....   | Indiana        |
| Total Offense.....     | 524.....  | Louisville     |
| Yards Per Play .....   | 7.0.....  | Wisconsin      |
| Points .....           | 35.....   | Louisville     |
| Sacks By.....          | 5.0.....  | Michigan       |
| First Downs.....       | 27.....   | Louisville     |
| Penalties .....        | 16.....   | Louisville     |
| Penalty Yards.....     | 110.....  | Louisville     |
| Turnovers .....        | 3.....    | Multiple times |
| Punts .....            | 12.....   | Rutgers        |

## Game-By-Game Starters

### Offensive Starters

| Opponent     | WR      | WR        | LT       | LG        | C      | RG     | RT        | WR/TE    | QB       | TE/RB/WR | RB/WR    |
|--------------|---------|-----------|----------|-----------|--------|--------|-----------|----------|----------|----------|----------|
| Louisville   | Anthrop | Mahoungou | Hermanns | Sh. Evans | Barron | McCann | Steinmetz | Phillips | Sindelar | M. Jones | Fuller   |
| Ohio         | Anthrop | Mahoungou | Hermanns | Sh. Evans | Barron | McCann | Steinmetz | Phillips | Sindelar | Herdman  | Fuller   |
| Missouri     | Anthrop | Mahoungou | Hermanns | Sh. Evans | Barron | McCann | Steinmetz | Phillips | Blough   | Swingler | Fuller   |
| Michigan     | Wright  | Mahoungou | Hermanns | Sh. Evans | Barron | McCann | Steinmetz | Zico     | Blough   | Herdman  | Anthrop  |
| Minnesota    | Anthrop | Mahoungou | Hermanns | Sh. Evans | Barron | McCann | Steinmetz | Zico     | Blough   | Wright   | Phillips |
| Wisconsin    | Anthrop | Mahoungou | Hermanns | Sh. Evans | Barron | McCann | Steinmetz | Phillips | Sindelar | Herdman  | Knox     |
| Rutgers      | Sparks  | Mahoungou | Swingler | Sh. Evans | Barron | McCann | Steinmetz | Herdman  | Sindelar | Worship  | Knox     |
| Nebraska     | Sparks  | Zico      | Swingler | Sh. Evans | Barron | McCann | Steinmetz | Anthrop  | Blough   | Worship  | Knox     |
| Illinois     | Sparks  | Wright    | Swingler | Sh. Evans | Barron | McCann | Steinmetz | Anthrop  | Blough   | Burgess  | Worship  |
| Northwestern | Sparks  | Mahoungou | Swingler | Sh. Evans | Barron | McCann | Steinmetz | Herdman  | Sindelar | Knox     | Worship  |
| Iowa         | Sparks  | Anthrop   | Swingler | Sh. Evans | Barron | McCann | Steinmetz | Herdman  | Sindelar | Burgess  | Knox     |
| Indiana      | Anthrop | Mahoungou | Swingler | Sh. Evans | Barron | McCann | Steinmetz | Herdman  | Sindelar | Burgess  | Jones    |

### Defensive Starters

| Opponent     | DT       | DT       | DT       | DE        | WLB      | MLB     | SLB    | CB     | SS           | FS     | CB    |
|--------------|----------|----------|----------|-----------|----------|---------|--------|--------|--------------|--------|-------|
| Louisville   | Larkin   | Neal     | Robinson | Ezechukwu | McCollum | Bentley | Bailey | Okonye | J. Thieneman | Jallow | Hunte |
| Ohio         | Larkin   | K. Jones | Robinson | Ezechukwu | McCollum | Bentley | Bailey | Okonye | J. Thieneman | Mosley | Hunte |
| Missouri     | Larkin   | Neal     | Robinson | Ezechukwu | McCollum | Bentley | Bailey | Okonye | J. Thieneman | Mosley | Hunte |
| Michigan     | Larkin   | Neal     | Robinson | Ezechukwu | McCollum | Bentley | Bailey | Okonye | J. Thieneman | Mosley | Hunte |
| Minnesota    | Robinson | Neal     | Wilson   | Ezechukwu | McCollum | Hudson  | Bailey | Okonye | Mosley       | Jallow | Hunte |
| Wisconsin    | Larkin   | Neal     | Robinson | Ezechukwu | Barnes   | Bentley | Bailey | Okonye | J. Thieneman | Mosley | Hunte |
| Rutgers      | Larkin   | Neal     | Robinson | Ezechukwu | Hudson   | Bentley | Bailey | Okonye | J. Thieneman | Mosely | Hunte |
| Nebraska     | Larkin   | Neal     | Robinson | Ezechukwu | Barnes   | Bentley | Bailey | Okonye | J. Thieneman | Mosely | Hunte |
| Illinois     | Larkin   | Neal     | Robinson | Ezechukwu | Hudson   | Bentley | Bailey | Okonye | J. Thieneman | Mosely | Hardy |
| Northwestern | Larkin   | Neal     | Robinson | Ezechukwu | McCollum | Bentley | Bailey | Okonye | J. Thieneman | Mosely | Hunte |
| Iowa         | Larkin   | Neal     | Robinson | Ezechukwu | McCollum | Bentley | Bailey | Okonye | J. Thieneman | Mosely | Hunte |
| Indiana      | Larkin   | Neal     | Robinson | Ezechukwu | McCollum | Hudson  | Bailey | Okonye | J. Thieneman | Mosely | Hunte |

## Year-By-Year Career Starts

| Player                 | OFFENSE |    |    |    |  | Total | Player           | DEFENSE |    |    |    |  | Total |
|------------------------|---------|----|----|----|--|-------|------------------|---------|----|----|----|--|-------|
|                        | 14      | 15 | 16 | 17 |  |       |                  | 14      | 15 | 16 | 17 |  |       |
| Kirk Barron            | —       | 1  | 12 | 12 |  | 25    | Ja'Whaun Bentley | 12      | 5  | 9  | 10 |  | 36    |
| David Blough           | —       | 8  | 12 | 5  |  | 25    | Danny Ezechukwu  | 6       | 12 | 4  | 12 |  | 34    |
| Matt McCann            | —       | —  | 10 | 12 |  | 22    | Gelen Robinson   | 0       | 7  | 11 | 12 |  | 30    |
| Cole Herdman           | —       | 2  | 11 | 7  |  | 20    | Markus Bailey    | —       | —  | 12 | 12 |  | 24*   |
| Markell Jones          | —       | 6  | 11 | 2  |  | 19    | Da'Wan Hunte     | 1       | 1  | 10 | 11 |  | 23    |
| Gregory Phillips       | 2       | 5  | 1  | 5  |  | 13    | Navon Mosley     | —       | —  | 10 | 11 |  | 21    |
| Shane Evans            | —       | —  | —  | 12 |  | 12*   | Austin Larkin    | —       | —  | 5  | 11 |  | 16    |
| David Steinmetz        | —       | —  | —  | 12 |  | 12*   | Lorenzo Neal     | —       | —  | 4  | 11 |  | 15    |
| D.J. Knox              | 0       | 6  | 0  | 5  |  | 11    | Josh Okonye      | —       | —  | —  | 12 |  | 12*   |
| Jackson Anthrop        | —       | —  | —  | 10 |  | 10    | Jacob Thieneman  | —       | —  | 1  | 11 |  | 12    |
| Anthony Mahoungou      | —       | —  | —  | 9  |  | 9     | Eddy Wilson      | —       | 0  | 8  | 1  |  | 9     |
| Elijah Sindelar        | —       | —  | 0  | 7  |  | 7     | T.J. McCollum    | —       | —  | —  | 8  |  | 8     |
| Eric Swingler          | —       | —  | —  | 7  |  | 7     | Tim Cason        | —       | 0  | 7  | 0  |  | 7     |
| Grant Hermanns         | —       | —  | —  | 6  |  | 6     | Garrett Hudson   | 0       | 2  | 0  | 4  |  | 6     |
| Jared Sparks           | —       | —  | —  | 5  |  | 5     | Antoine Miles    | 0       | 6  | 0  | 0  |  | 6     |
| Jarrett Burgess        | —       | 1  | 0  | 3  |  | 4     | C.J. Parker      | —       | —  | 5  | 0  |  | 5     |
| Richie Worship         | —       | —  | 0  | 4  |  | 4     | Derrick Barnes   | —       | —  | —  | 2  |  | 2     |
| Tario Fuller           | —       | —  | 0  | 3  |  | 3     | T.J. Jallow      | —       | —  | —  | 2  |  | 2     |
| Michael Mendez         | —       | —  | 3  | 0  |  | 3     | Kamal Hardy      | —       | —  | 0  | 1  |  | 1     |
| Terry Wright           | —       | —  | —  | 3  |  | 3     | Josh Hayes       | —       | —  | 1  | 0  |  | 1     |
| Isaac Zico             | —       | —  | —  | 3  |  | 3     |                  |         |    |    |    |  |       |
| Brycen Hopkins         | —       | —  | 1  | 0  |  | 1     |                  |         |    |    |    |  |       |
| Brian Lankford-Johnson | —       | —  | 1  | 0  |  | 1     |                  |         |    |    |    |  |       |

\* denotes consecutive starts.

\* denotes consecutive starts.



## 2017 Purdue Touchdown Breakdown

| Yards  | No. of TD | Length of Drive | Time of Possession | TD Drives |
|--------|-----------|-----------------|--------------------|-----------|
| 1-9    | 25        | 2               | 0:01-0:59          | 5         |
| 10-19  | 8         | 0               | 1:00-1:30          | 2         |
| 20-29  | 4         | 0               | 1:31-1:59          | 6         |
| 30-39  | 3         | 3               | 2:00-2:59          | 9         |
| 40-49  | 2         | 2               | 3:00-3:59          | 3         |
| 50-59  | 0         | 6               | 4:00-4:59          | 5         |
| 60-69  | 1         | 7               | 5:00-5:59          | 3         |
| 70-79  | 0         | 7               | 6:00-6:59          | 1         |
| 80-89  | 0         | 4               | 7:00+              | 0         |
| 90+    | 0         | 3               | OT                 | 0         |
| Totals | 34        | 34              | Totals             | 34        |

**Longest TD:** 62-yard pass, Blough to Herdman vs. Ohio

**Shortest TD:** 1 yard, multiple times

**Avg. yds on TD Drives:** 62.1

**Shortest TD Drive Time:** 0:05 vs. Indiana

**Longest TD Drive Time:** 6:59 at Missouri

**Avg. TD Drive Time:** 2:41

| Plays on TD Drives | TDs |
|--------------------|-----|
| 1 Play             | 3   |
| 2 Plays            | 1   |
| 3 Plays            | 3   |
| 4 Plays            | 2   |
| 5 Plays            | 5   |
| 6 Plays            | 1   |
| 7 Plays            | 5   |
| 8 Plays            | 2   |
| 9 Plays            | 4   |
| 10 Plays           | 2   |
| 11+ Plays          | 6   |

**Shortest Drive by Plays:** 1, multiple times

**Longest Drive by Plays:** 16, at Iowa

**Avg. No. of Plays on TD Drives:** 6.9

### Non-Offensive Touchdowns

Ja'Whaun Bentley 76-yard interception return vs. Minnesota

## 2017 Purdue Redzone Numbers

| Opponent      | No.   | Pct. | TD | Rush/Pass | FG | Missed FG | Int. | Fumbles | Downs | Half |
|---------------|-------|------|----|-----------|----|-----------|------|---------|-------|------|
| Louisville    | 3-3   | 100% | 3  | 0/3       | 0  | 0         | 0    | 0       | 0     | 0    |
| Ohio          | 6-6   | 100% | 3  | 1/2       | 3  | 0         | 0    | 0       | 0     | 0    |
| Missouri      | 4-4   | 100% | 4  | 2/2       | 0  | 0         | 0    | 0       | 0     | 0    |
| Michigan      | 2-2   | 100% | 1  | 0/1       | 1  | 0         | 0    | 0       | 0     | 0    |
| Minnesota     | 4-5   | 80%  | 3  | 1/2       | 1  | 0         | 1    | 0       | 0     | 0    |
| Wisconsin     | 2-4   | 50%  | 0  | 0/0       | 2  | 1         | 1    | 0       | 0     | 0    |
| Rutgers       | 3-3   | 100% | 1  | 0/1       | 2  | 0         | 0    | 0       | 0     | 0    |
| Nebraska      | 4-4   | 100% | 3  | 2/1       | 1  | 0         | 0    | 0       | 0     | 0    |
| Illinois      | 4-4   | 100% | 2  | 1/1       | 2  | 0         | 0    | 0       | 0     | 0    |
| Northwestern  | 1-2   | 50%  | 1  | 0/1       | 0  | 0         | 0    | 0       | 1     | 0    |
| Iowa          | 3-4   | 75%  | 2  | 0/2       | 1  | 0         | 0    | 0       | 0     | 1    |
| Indiana       | 4-4   | 100% | 3  | 2/1       | 1  | 0         | 0    | 0       | 0     | 0    |
| Season Totals | 40-45 | 89%  | 26 | 9/17      | 14 | 1         | 2    | 0       | 1     | 1    |

## 2017 Opponent Redzone Numbers

| Opponent      | No.   | Pct. | TD | Rush/Pass | FG | Missed FG | Int. | Fumbles | Downs | Half |
|---------------|-------|------|----|-----------|----|-----------|------|---------|-------|------|
| Louisville    | 6-8   | 75%  | 3  | 1/2       | 3  | 0         | 0    | 2       | 0     | 0    |
| Ohio          | 2-2   | 100% | 2  | 2/0       | 0  | 0         | 0    | 0       | 0     | 0    |
| Missouri      | 1-1   | 100% | 0  | 0/0       | 1  | 0         | 0    | 0       | 0     | 0    |
| Michigan      | 3-3   | 100% | 3  | 2/1       | 0  | 0         | 0    | 0       | 0     | 0    |
| Minnesota     | 3-4   | 75%  | 2  | 0/2       | 1  | 0         | 0    | 1       | 0     | 0    |
| Wisconsin     | 1-3   | 33%  | 1  | 0/1       | 0  | 0         | 0    | 1       | 0     | 1    |
| Rutgers       | 0-0   | 0%   | 0  | 0/0       | 0  | 0         | 0    | 0       | 0     | 0    |
| Nebraska      | 5-6   | 83%  | 1  | 0/1       | 4  | 0         | 0    | 0       | 1     | 0    |
| Illinois      | 2-2   | 100% | 1  | 0/1       | 1  | 0         | 0    | 0       | 0     | 0    |
| Northwestern  | 5-6   | 83%  | 2  | 1/1       | 3  | 0         | 0    | 0       | 1     | 0    |
| Iowa          | 2-2   | 100% | 2  | 1/1       | 0  | 0         | 0    | 0       | 0     | 0    |
| Indiana       | 4-5   | 80%  | 3  | 0/3       | 1  | 0         | 0    | 0       | 1     | 0    |
| Season Totals | 34-42 | 81%  | 20 | 7/13      | 14 | 0         | 0    | 4       | 3     | 1    |

## 2017 Purdue Drive Charts

| Opponent      | Drives | TD | FG | Missed FG | Punts | Fumbles | Int | Downs | Half | Avg. Start |
|---------------|--------|----|----|-----------|-------|---------|-----|-------|------|------------|
| Louisville    | 15     | 4  | 0  | 1         | 5     | 1       | 3   | 1     | 0    | Own 28     |
| Ohio          | 13     | 5  | 3  | 0         | 3     | 0       | 0   | 0     | 2    | Own 30     |
| Missouri      | 13     | 5  | 0  | 2         | 4     | 0       | 1   | 1     | 0    | Own 30     |
| Michigan      | 15     | 1  | 1  | 0         | 11    | 1       | 0   | 0     | 1    | Own 32     |
| Minnesota     | 12     | 3  | 1  | 1         | 2     | 2       | 2   | 0     | 1    | Own 29     |
| Wisconsin     | 9      | 0  | 3  | 1         | 4     | 0       | 1   | 0     | 0    | Own 39     |
| Rutgers       | 15     | 1  | 2  | 0         | 6     | 0       | 2   | 3     | 1    | Own 21     |
| Nebraska      | 13     | 3  | 1  | 0         | 8     | 0       | 0   | 0     | 1    | Own 27     |
| Illinois      | 12     | 3  | 3  | 0         | 4     | 1       | 0   | 0     | 1    | Own 30     |
| Northwestern  | 14     | 2  | 0  | 1         | 6     | 0       | 1   | 3     | 1    | Own 26     |
| Iowa          | 11     | 3  | 1  | 0         | 6     | 0       | 0   | 0     | 1    | Own 39     |
| Indiana       | 16     | 4  | 1  | 0         | 8     | 1       | 0   | 0     | 2    | Own 32     |
| Season Totals | 158    | 34 | 16 | 6         | 67    | 6       | 10  | 8     | 11   |            |

Scoring on change of possession: Ja'Whaun Bentley 76-yard interception return vs. Minnesota

## 2017 Opponent Drive Charts

| Opponent      | Drives | TD | FG | Missed FG | Punts | Fumbles | Int | Downs | Half | Avg. Start |
|---------------|--------|----|----|-----------|-------|---------|-----|-------|------|------------|
| Louisville    | 15     | 4  | 3  | 0         | 4     | 2       | 0   | 0     | 2    | Own 37     |
| Ohio          | 11     | 3  | 0  | 0         | 5     | 2       | 0   | 1     | 0    | Own 23     |
| Missouri      | 14     | 0  | 1  | 0         | 9     | 1       | 2   | 0     | 1    | Own 27     |
| Michigan      | 14     | 4  | 0  | 0         | 7     | 1       | 1   | 0     | 1    | Own 27     |
| Minnesota     | 13     | 2  | 1  | 0         | 7     | 1       | 1   | 0     | 1    | Own 32     |
| Wisconsin     | 9      | 2  | 1  | 0         | 2     | 1       | 2   | 0     | 1    | Own 20     |
| Rutgers       | 15     | 2  | 0  | 0         | 12    | 0       | 0   | 0     | 1    | Own 32     |
| Nebraska      | 13     | 2  | 4  | 0         | 4     | 0       | 0   | 2     | 1    | Own 28     |
| Illinois      | 11     | 1  | 1  | 0         | 6     | 0       | 1   | 2     | 0    | Own 28     |
| Northwestern  | 14     | 2  | 3  | 0         | 6     | 0       | 0   | 2     | 1    | Own 30     |
| Iowa          | 12     | 2  | 0  | 0         | 7     | 1       | 1   | 0     | 1    | Own 26     |
| Indiana       | 16     | 3  | 1  | 0         | 9     | 0       | 1   | 2     | 0    | Own 27     |
| Season Totals | 157    | 27 | 15 | 0         | 78    | 9       | 9   | 9     | 10   |            |

Scoring on change of possession: Stacy Thomas (Louisville) 61-yard interception return; Nathan Bazata (Iowa) safety

## 2017 Scoring Drives

| Game       | Obtained     | Scoring Play                 | Plays | Yards | TOP  | Score | Quarter | Time  |
|------------|--------------|------------------------------|-------|-------|------|-------|---------|-------|
| Louisville | Punt         | Anthrop 26-yard reception    | 3     | 36    | 0:27 | 7-0   | 1st     | 7:27  |
|            | Punt         | Worship 8-yard reception     | 11    | 78    | 4:26 | 14-10 | 2nd     | 0:51  |
|            | Fumble       | Hopkins 2-yard reception     | 5     | 40    | 1:50 | 21-13 | 3rd     | 8:39  |
|            | Punt         | Anthrop 14-yard reception    | 8     | 67    | 3:16 | 28-25 | 4th     | 10:48 |
| Ohio       | Kickoff      | Sp. Evans 36-yard field goal | 7     | 56    | 2:18 | 3-0   | 1st     | 12:42 |
|            | Punt         | Hopkins 17-yard reception    | 7     | 68    | 2:40 | 10-0  | 1st     | 4:21  |
|            | Punt         | Fuller 1-yard rush           | 9     | 97    | 4:03 | 17-7  | 2nd     | 7:04  |
|            | Punt         | Herdman 62-yard reception    | 1     | 62    | 0:14 | 24-7  | 2nd     | 5:19  |
|            | Fumble       | Dellinger 22-yard field goal | 6     | 43    | 2:29 | 27-7  | 2nd     | 0:51  |
|            | Fumble       | Mahoungou 31-yard reception  | 1     | 31    | 0:08 | 34-7  | 2nd     | 0:21  |
|            | Kickoff      | Anthrop 5-yard reception     | 10    | 84    | 5:05 | 41-14 | 3rd     | 5:45  |
|            | Downs        | Sp. Evans 38-yard field goal | 8     | 27    | 4:15 | 44-14 | 4th     | 6:55  |
| Missouri   | Kickoff      | Blough 5-yard rush           | 11    | 75    | 5:03 | 7-0   | 1st     | 9:57  |
|            | Punt         | Fuller 36-yard rush          | 7     | 87    | 2:49 | 14-0  | 1st     | 5:41  |
|            | Punt         | Worship 3-yard rush          | 13    | 96    | 6:59 | 21-0  | 2nd     | 11:51 |
|            | Punt         | Anthrop 5-yard reception     | 5     | 73    | 1:50 | 28-0  | 2nd     | 2:20  |
|            | Interception | Worship 1-yard reception     | 4     | 2     | 1:54 | 35-3  | 3rd     | 12:30 |
| Michigan   | Kickoff      | Hopkins 10-yard reception    | 5     | 75    | 1:49 | 7-7   | 2nd     | 9:45  |
|            | Interception | Dellinger 29-yard field goal | 6     | 16    | 2:11 | 10-7  | 2nd     | 6:04  |
| Minnesota  | Punt         | Herdman 20-yard reception    | 2     | 37    | 0:54 | 6-0   | 1st     | 12:42 |
|            | Kickoff      | Knox 22-yard reception       | 10    | 52    | 4:22 | 13-14 | 3rd     | 10:38 |
|            | Punt         | Dellinger 19-yard field goal | 10    | 78    | 4:07 | 16-14 | 4th     | 9:58  |
|            | Kickoff      | M. Jones 12-yard rush        | 4     | 56    | 1:09 | 24-17 | 4th     | 1:17  |
| Wisconsin  | Kickoff      | Sp. Evans 36-yard field goal | 11    | 56    | 4:58 | 3-14  | 1st     | 1:14  |
|            | Kickoff      | Sp. Evans 49-yard field goal | 11    | 43    | 2:38 | 6-17  | 2nd     | 0:00  |
|            | Interception | Dellinger 40-yard field goal | 4     | 5     | 1:26 | 9-19  | 3rd     | 4:07  |

## 2017 Scoring Drives

| Game         | Obtained     | Scoring Play                 | Plays | Yards | TOP  | Score | Quarter | Time  |
|--------------|--------------|------------------------------|-------|-------|------|-------|---------|-------|
| Rutgers      | Punt         | Sp. Evans 26-yard field goal | 10    | 72    | 4:12 | 3-7   | 2nd     | 12:05 |
|              | Kickoff      | Dellinger 24-yard field goal | 11    | 73    | 4:35 | 6-14  | 3rd     | 3:20  |
|              | Punt         | Mahoungou 10-yard reception  | 9     | 70    | 1:55 | 12-14 | 4th     | 0:25  |
| Nebraska     | Downs        | Worship 4-yard rush          | 5     | 45    | 1:38 | 7-3   | 2nd     | 12:30 |
|              | Punt         | Blough 5-yard rush           | 12    | 86    | 3:52 | 14-6  | 2nd     | 0:24  |
|              | Kickoff      | Sp. Evans 20-yard field goal | 11    | 71    | 3:33 | 17-9  | 3rd     | 6:24  |
|              | Kickoff      | Anthrop 14-yard reception    | 8     | 57    | 2:43 | 24-19 | 4th     | 14:23 |
| Illinois     | Punt         | Knox 33-yard rush            | 7     | 68    | 3:16 | 7-0   | 1st     | 10:24 |
|              | Kickoff      | Dellinger 26-yard field goal | 15    | 69    | 7:04 | 10-7  | 2nd     | 12:30 |
|              | Kickoff      | Evans 42-yard field goal     | 8     | 50    | 1:06 | 13-10 | 2nd     | 0:00  |
|              | Punt         | Dellinger 30-yard field goal | 9     | 49    | 2:36 | 16-10 | 3rd     | 3:47  |
|              | Punt         | Herdman 3-yard reception     | 12    | 91    | 4:21 | 22-10 | 4th     | 11:37 |
|              | Interception | Worship 1-yard rush          | 7     | 53    | 4:07 | 29-10 | 4th     | 6:12  |
| Northwestern | Kickoff      | Burgess 21-yard reception    | 9     | 80    | 2:58 | 7-20  | 3rd     | 2:26  |
|              | Punt         | Mahoungou 12-yard reception  | 9     | 64    | 2:28 | 13-20 | 4th     | 5:32  |
| Iowa         | Punt         | Knox 5-yard reception        | 16    | 67    | 5:54 | 7-0   | 1st     | 8:01  |
|              | Kickoff      | Mahoungou 42-yard reception  | 3     | 75    | 0:57 | 14-9  | 3rd     | 14:03 |
|              | Punt         | Mahoungou 16-yard reception  | 3     | 50    | 1:06 | 21-9  | 3rd     | 11:59 |
|              | Fumble       | Dellinger 27-yard field goal | 5     | 6     | 2:07 | 24-9  | 4th     | 3:55  |
| Indiana      | Interception | Anthrop 5-yard rush          | 1     | 5     | 0:05 | 7-0   | 1st     | 12:08 |
|              | Punt         | Anthrop 4-yard rush          | 7     | 60    | 2:04 | 14-7  | 2nd     | 4:49  |
|              | Punt         | Mahoungou 49-yard reception  | 5     | 72    | 2:06 | 21-7  | 2nd     | 0:53  |
|              | Punt         | Dellinger 26-yard field goal | 13    | 78    | 5:36 | 24-10 | 3rd     | 1:11  |
|              | Punt         | Zico 4-yard reception        | 6     | 55    | 2:39 | 31-17 | 4th     | 12:32 |



## Moving The Chains

### Third Down Conversions

| And Down Conversions |      |      |      |      |       |      |      |     |      |      |       |        |
|----------------------|------|------|------|------|-------|------|------|-----|------|------|-------|--------|
| Purdue               | 3&1  | 3&2  | 3&3  | 3&4  | 3&5   | 3&6  | 3&7  | 3&8 | 3&9  | 3&10 | 3&11+ | Totals |
| Conv-Att             | 9-11 | 9-12 | 5-14 | 5-19 | 10-20 | 2-10 | 1-13 | 1-5 | 4-16 | 4-22 | 5-25  | 55-167 |
| Pct.                 | 82%  | 75%  | 36%  | 26%  | 50%   | 20%  | 8%   | 20% | 25%  | 18%  | 20%   | 33%    |

**Purdue's Longest Third Down Conversion:** 15 yards at Wisconsin

| Opponents | 3&1   | 3&2  | 3&3  | 3&4  | 3&5  | 3&6  | 3&7  | 3&8  | 3&9  | 3&10 | 3&11+ | Totals |
|-----------|-------|------|------|------|------|------|------|------|------|------|-------|--------|
| Conv-Att  | 16-20 | 7-12 | 7-14 | 9-20 | 4-14 | 7-21 | 3-17 | 5-17 | 2-12 | 5-15 | 5-30  | 70-192 |
| Pct.      | 80%   | 58%  | 50%  | 45%  | 29%  | 33%  | 18%  | 29%  | 17%  | 33%  | 17%   | 36%    |

**Opponent's Longest Third Down Conversion:** 19 yards, Rutgers

### Fourth Down Conversions

| Purdue   | 4&1 | 4&2 | 4&3  | 4&4 | Fourth Down Conversions |      |      |     |     |     | Totals |       |
|----------|-----|-----|------|-----|-------------------------|------|------|-----|-----|-----|--------|-------|
| Conv-Att | 4-8 | 1-3 | 2-2  | 1-2 | 1-2                     | 1-1  | 2-2  | 0-0 | 0-0 | 0-0 | 0-0    | 12-20 |
| Pct.     | 50% | 33% | 100% | 50% | 50%                     | 100% | 100% | 0%  | 0%  | 0%  | 0%     | 60%   |

**Purdue's Longest Fourth Down Conversion:** 7 yards, twice

| Opponents | 4&1 | 4&2  | 4&3 | 4&4  | 4&5 | 4&6 | 4&7 | 4&8 | 4&9 | 4&10 | 4&11+ | Totals |
|-----------|-----|------|-----|------|-----|-----|-----|-----|-----|------|-------|--------|
| Conv-Att  | 7-9 | 1-1  | 1-2 | 1-1  | 1-2 | 1-3 | 0-1 | 0-1 | 0-1 | 1-1  | 0-1   | 13-23  |
| Pct.      | 78% | 100% | 50% | 100% | 50% | 33% | 0%  | 0%  | 0%  | 100% | 0%    | 57%    |

**Opponent's Longest Fourth Down Conversion:** Ohio, 10 yards

## 2017 First Downs

| <b><u>Rushing</u></b>           |     |
|---------------------------------|-----|
| Markell Jones .....             | 30  |
| D.J. Knox .....                 | 20  |
| Tario Fuller .....              | 12  |
| David Blough .....              | 10  |
| Richie Worship .....            | 9   |
| Jared Sparks .....              | 8   |
| Elijah Sindelar .....           | 4   |
| Jackson Anthropol.....          | 3   |
| Brian Lankford-Johnson.....     | 3   |
| Terry Wright .....              | 2   |
| Gregory Phillips .....          | 1   |
| Joe Schopper .....              | 1   |
| Total .....                     | 103 |
| <b><u>Receiving</u></b>         |     |
| Anthony Mahongou .....          | 24  |
| Jackson Anthropol.....          | 19  |
| Cole Herdman .....              | 14  |
| Brycen Hopkins .....            | 14  |
| Gregory Phillips .....          | 13  |
| Terry Wright .....              | 12  |
| Jared Sparks .....              | 8   |
| Jarrett Burgess .....           | 6   |
| Markell Jones .....             | 4   |
| D.J. Knox .....                 | 4   |
| Richie Worship .....            | 4   |
| Tario Fuller .....              | 2   |
| Isaac Zico .....                | 2   |
| David Blough .....              | 1   |
| Mike Little .....               | 1   |
| Ben Makowski .....              | 1   |
| Total .....                     | 129 |
| <b><u>Total First Downs</u></b> |     |
| Markell Jones .....             | 34  |
| D.J. Knox .....                 | 24  |
| Anthony Mahongou .....          | 24  |
| Jackson Anthropol.....          | 22  |
| Jared Sparks .....              | 16  |
| Tario Fuller .....              | 14  |
| Cole Herdman .....              | 14  |
| Brycen Hopkins .....            | 14  |
| Gregory Phillips .....          | 14  |
| Terry Wright .....              | 14  |
| Richie Worship .....            | 13  |
| David Blough .....              | 11  |
| Jarrett Burgess .....           | 6   |
| Elijah Sindelar .....           | 4   |
| Brian Lankford-Johnson.....     | 3   |
| Isaac Zico .....                | 2   |
| Mike Little .....               | 1   |
| Ben Makowski .....              | 1   |
| Joe Schopper .....              | 1   |
| Penalty .....                   | 23  |
| Total .....                     | 255 |

## First-And-Goal

|                          | Purdue    | Opponent |
|--------------------------|-----------|----------|
| Possessions .....        | 25.....   | 24       |
| Total Scores .....       | 23.....   | 19       |
| Touchdowns.....          | 17.....   | 13       |
| Rushing.....             | 10.....   | 5        |
| Passing.....             | 7.....    | 8        |
| Field Goals.....         | 6.....    | 6        |
| Missed Field Goals ..... | 0.....    | 0        |
| Interception .....       | 2.....    | 0        |
| Fumbles .....            | 0.....    | 4        |
| Downs .....              | 0.....    | 0        |
| Clock .....              | 0.....    | 1        |
| Scoring Pct.....         | 92% ..... | 79%      |
| Touchdown Pct.....       | 68% ..... | 54%      |

### Turnover Table (+3)

| Takeaways<br>Opponent | ----- Takeaways ----- |      |       | ----- Result ----- |    |      |
|-----------------------|-----------------------|------|-------|--------------------|----|------|
|                       | Fum.                  | Int. | Total | TD                 | FG | Pts. |
| Louisville            | 3                     | 0    | 3     | 1                  | 0  | 7    |
| Ohio                  | 2                     | 0    | 2     | 1                  | 1  | 10   |
| Missouri              | 1                     | 2    | 3     | 1                  | 0  | 7    |
| Michigan              | 1                     | 1    | 2     | 0                  | 0  | 3    |
| Minnesota             | 1                     | 1    | 2     | 1                  | 0  | 7    |
| Wisconsin             | 1                     | 2    | 3     | 0                  | 1  | 3    |
| Rutgers               | 0                     | 0    | 0     | 0                  | 0  | 0    |
| Nebraska              | 0                     | 0    | 0     | 0                  | 0  | 0    |
| Illinois              | 0                     | 1    | 1     | 1                  | 0  | 7    |
| Northwestern          | 0                     | 0    | 0     | 0                  | 0  | 0    |
| Iowa                  | 1                     | 1    | 2     | 0                  | 1  | 3    |
| Indiana               | 0                     | 1    | 1     | 1                  | 0  | 7    |
| Totals                | 10                    | 9    | 19    | 6                  | 4  | 54   |

| Giveaways<br>Opponent | Giveaways |      |       | Result |    |      |
|-----------------------|-----------|------|-------|--------|----|------|
|                       | Fum.      | Int. | Total | TD     | FG | Pts. |
| Louisville            | 1         | 3    | 4     | 1      | 0  | 6    |
| Ohio                  | 0         | 0    | 0     | 0      | 0  | 0    |
| Missouri              | 0         | 1    | 1     | 0      | 1  | 3    |
| Michigan              | 1         | 0    | 1     | 0      | 0  | 0    |
| Minnesota             | 2         | 2    | 4     | 2      | 0  | 14   |
| Wisconsin             | 0         | 1    | 1     | 0      | 0  | 0    |
| Rutgers               | 0         | 2    | 2     | 0      | 0  | 0    |
| Nebraska              | 0         | 0    | 0     | 0      | 0  | 0    |
| Illinois              | 1         | 0    | 1     | 0      | 0  | 0    |
| Northwestern          | 0         | 1    | 1     | 0      | 0  | 0    |
| Iowa                  | 0         | 0    | 0     | 0      | 0  | 0    |
| Indiana               | 1         | 0    | 1     | 1      | 0  | 7    |
| Totals                | 6         | 10   | 16    | 4      | 1  | 30   |

## 2017 Long Plays (20+ Yards)

## Rushing (17)

|          |     |               |
|----------|-----|---------------|
| Knox     | 41  | at Rutgers    |
| Fuller   | 39  | vs. Ohio      |
| Knox     | 39  | vs. Indiana   |
| Fuller   | 36* | at Missouri   |
| Knox     | 33* | vs. Illinois  |
| Jones    | 32  | at Iowa       |
| Jones    | 31  | vs. Indiana   |
| Knox     | 30  | vs. Nebraska  |
| Worship  | 26  | at Rutgers    |
| Worship  | 25  | Nebraska      |
| Knox     | 24  | vs. Minnesota |
| Jones    | 24  | vs. Indiana   |
| Fuller   | 23  | vs. Ohio      |
| Fuller   | 22  | vs. Ohio      |
| Phillips | 21  | at Missouri   |
| Sindelar | 21  | at Wisconsin  |
| Blough   | 21  | at Rutgers    |

## Passing (43)

|                       |     |                 |
|-----------------------|-----|-----------------|
| Blough to Herdman     | 62* | vs. Ohio        |
| Sindelar to Herdman   | 54  | at Missouri     |
| Sindelar to Mahoungou | 49* | vs. Indiana     |
| Sindelar to Mahoungou | 42* | at Iowa         |
| Sindelar to Mahoungou | 39  | vs. Minnesota   |
| Sindelar to Mahoungou | 39  | vs. Indiana     |
| Blough to Hopkins     | 38  | vs. Ohio        |
| Sindelar to Mahoungou | 37  | vs. Minnesota   |
| Sindelar to Wright    | 36  | vs. Michigan    |
| Blough to Burgess     | 36  | vs. Illinois    |
| Sindelar to Anthrop   | 35  | vs. Minnesota   |
| Sindelar to Mahoungou | 35  | at Iowa         |
| Sindelar to Sparks    | 34  | at Northwestern |
| Blough to Mahoungou   | 31* | vs. Ohio        |
| Sindelar to Hopkins   | 31  | at Wisconsin    |
| Sindelar to Phillips  | 29  | vs. Illinois    |
| Blough to Hopkins     | 28  | vs. Ohio        |
| Sindelar to Anthrop   | 26* | vs. Louisville  |
| Sindelar to Anthrop   | 26  | at Rutgers      |
| Blough to Herdman     | 25  | vs. Ohio        |
| Blough to Fuller      | 25  | at Missouri     |
| Blough to Knox        | 25  | Nebraska        |
| Anthrop to Blough     | 24  | vs. Michigan    |
| Sindelar to Mahoungou | 24  | vs. Michigan    |
| Sindelar to Sparks    | 24  | vs. Minnesota   |
| Sindelar to Sparks    | 24  | at Northwestern |
| Blough to Hopkins     | 23  | vs. Nebraska    |
| Blough to Hopkins     | 23  | vs. Illinois    |
| Blough to Hopkins     | 22  | vs. Louisville  |
| Sindelar to Phillips  | 22  | vs. Ohio        |
| Sindelar to Knox      | 22* | vs. Minnesota   |
| Sindelar to Sparks    | 22  | at Rutgers      |
| Schopper to Makowski  | 22  | at Northwestern |
| Schopper to Little    | 22  | vs. Indiana     |
| Blough to Mahoungou   | 21  | at Missouri     |
| Blough to Wright      | 21  | at Missouri     |
| Sindelar to Mahoungou | 21  | at Rutgers      |
| Sindelar to Burgess   | 21* | at Northwestern |
| Blough to Mahoungou   | 20  | vs. Ohio        |
| Blough to Herdman     | 20* | vs. Minnesota   |
| Sindelar to Knox      | 20  | at Wisconsin    |
| Blough to Hopkins     | 20  | vs. Illinois    |
| Sindelar to Herdman   | 20  | vs. Indiana     |

## Returns (14)

|           |          |                 |
|-----------|----------|-----------------|
| Bentley   | 76* (IR) | vs. Minnesota   |
| Knox      | 44 (KOR) | vs. Minnesota   |
| Hunte     | 42 (IR)  | at Wisconsin    |
| Ezechukwu | 38 (IR)  | at Wisconsin    |
| Hardy     | 34 (IR)  | at Missouri     |
| Ezechukwu | 32 (FR)  | vs. Louisville  |
| Knox      | 23 (KOR) | vs. Minnesota   |
| Knox      | 23 (KOR) | at Wisconsin    |
| Bailey    | 22 (IR)  | at Missouri     |
| Worship   | 22 (KOR) | vs. Illinois    |
| Catlett   | 21 (KOR) | vs. Louisville  |
| Hudson    | 21 (INT) | vs. Indiana     |
| Anthrop   | 20 (KOR) | vs. Michigan    |
| Knox      | 20 (KOR) | at Northwestern |

\* Denotes scoring play

## The Last Time Purdue ...

Had 300 or more yards  
Had 400 or more yards  
Had 50 or more attempts  
Had four or more TDs  
Had two players with 100 yards in a game

### RUSHING

at Illinois, Oct. 4, 2014 (349)  
at Northwestern, Oct. 26, 2002 (407)  
at Missouri, Sept. 16, 2017 (50)  
vs. Eastern Kentucky, Sept. 3, 2016 (4)  
vs. Indiana, Nov. 23, 2002  
(Brandon Jones, 131 and Joey Harris, 102)

Had 400 or more yards  
Had 500 or more yards  
Had 45 or more attempts  
Had 30 or more completions  
Had four or more TDs  
Threw three interceptions  
Threw four or more interceptions

### PASSING

vs. Iowa, Oct. 15, 2016 (458)  
vs. Central Michigan, Dec. 26, 2007 (546)  
at Northwestern, Nov. 11, 2017 (61)  
at Northwestern, Nov. 11, 2017 (38)  
vs. Ohio, Sept. 8, 2017 (4)  
vs. Louisville, Sept. 2, 2017 (3)  
vs. Northwestern, Nov. 12, 2016 (4)

Had two players with 100 yards in a game  
Had three or more players with 100 yards in a game

### RECEIVING

at Minnesota, Nov. 5, 2016  
(Cameron Posey, 128; DeAngelo Yancey, 126)  
vs. Central Michigan, Dec. 26, 2007  
(Dustin Keller, 150; Greg Orton, 136 and Jake Standeford, 112)

Had a 200-yard passer and 100-yard rusher in a game  
Had a 100-yard receiver and a 100-yard rusher in a game

### COMBINATION OFFENSE

vs. Ohio, Sept. 8, 2017  
(David Blough, 235 yards passing and Tario Fuller, 142 yards rushing)  
vs. Toledo, Sept. 5, 2009  
(Keith Smith, 117 receiving and Ralph Bolden, 234 rushing)

Had 500 or more yards of total offense  
Had 600 or more yards of total offense  
Had 75 or more total plays of offense  
Had 85 or more total plays of offense

### TOTAL OFFENSE

vs. Ohio, Sept. 8, 2017 (558)  
vs. Southeast Missouri, Sept. 17, 2011 (627)  
at Northwestern, Nov. 11, 2017 (83)  
at Rutgers, Oct. 21, 2017 (85)

Scored 40 or more points  
Scored 50 or more points  
Scored 60 or more points  
Allowed 30 or more points  
Allowed 40 or more points  
Allowed 50 or more points  
Was held scoreless  
Held opponent scoreless

### SCORING

vs. Ohio, Sept. 8, 2017 (44)  
vs. Nebraska, Oct. 31, 2015 (55)  
at Indiana, Nov. 22, 2008 (62)  
vs. Louisville, Sept. 2, 2017 (35)  
vs. Wisconsin, Nov. 19, 2016 (49)  
vs. Penn State, Oct. 29, 2016 (62)  
vs. Ohio State, Nov. 2, 2013 (56-0)  
vs. Southeast Missouri, Sept. 17, 2011 (59-0)

Did not commit a turnover  
Committed five or more turnovers  
Recorded five or more takeaways  
Intercepted four or more passes  
Returned an interception for a TD  
Returned a fumble for a TD

### GIVEAWAYS / TAKEAWAYS

vs. Nebraska, Oct. 28, 2017  
vs. Cincinnati, Sept. 10, 2016 (5)  
vs. Nebraska, Oct. 31, 2015 (5)  
vs. Nebraska, Oct. 31, 2015 (4)  
vs. Minnesota, Oct. 7, 2017 (Ja'Whaun Bentley, 76 yards)  
vs. Virginia Tech, Sept. 19, 2015 (Danny Ezechukwu, 90 yards)

Held opponent to 50 or fewer rushing yards  
Held opponent to 100 or fewer passing yards  
Held opponent to 200 or fewer yards of total offense  
Scored a safety  
Recorded five or more sacks

### DEFENSE

vs. Nebraska, Oct. 28, 2017 (40)  
at Rutgers, Oct. 21, 2017 (87)  
vs. Eastern Kentucky, Sept. 1, 2012 (190)  
at Indiana, Nov. 26, 2016 (Jake Replogle)  
at Iowa, Nov. 28, 2017 (6)

Returned a punt for a touchdown  
Returned a blocked punt for a touchdown  
Returned a kickoff for a touchdown  
Blocked a punt  
Blocked a field goal  
Blocked a PAT kick  
Had a field goal blocked  
Missed a kicking PAT  
Scored a 2-point conversion  
Did not punt  
Had a punt blocked  
Recovered an onside kick

### SPECIAL TEAMS

vs. Northern Illinois, Sept. 19, 2009 (Aaron Valentin, 62 yards)  
vs. Northern Colorado, Sept. 6, 2008 (Mike Conway, 11 yards)  
at Penn State, Nov. 16, 2013 (Raheem Mostert, 100 yards)  
at Wisconsin, Oct. 14, 2017 (Garrett Hudson)  
at Wisconsin, Oct. 17, 2015 (Anthony Brown)  
at Iowa, Nov. 21, 2015 (Jake Replogle)  
vs. Louisville, Sept. 2, 2017 (J.D. Dellinger)  
vs. Minnesota, Oct. 7, 2017 (Spencer Evans)  
vs. Minnesota, Oct. 7, 2017 (Elijah Sindelar pass to Gregory Phillips)  
vs. Nevada, Sept. 24, 2016  
vs. Virginia Tech, Sept. 19, 2015  
vs. Indiana, Nov. 25, 2017

Had 30 or more first downs  
Had 35 minutes or more of possession time  
Was involved in an overtime game

### MISCELLANEOUS

vs. Indiana, Nov. 28, 2015 (30)  
at Missouri, Sept. 16, 2017 (43:43)  
at Illinois, Oct. 8, 2016 (W, 34-31) [5-8 all-time in overtime games]



## The Last Time A Boilermaker ...

Rushed for 100 yards or more  
 Rushed for 150 yards or more  
 Rushed for 200 yards or more  
 Rushed for 250 yards or more  
 Quarterback rushed for 100 or more yards  
 Rushed 20 or more times  
 Rushed 30 or more times  
 Rushed for three TDs  
 Rushed for four or more TDs  
 Had a run of 50 yards or more  
 Had a run of 60 yards or more  
 Had a run of 70 yards or more  
 Had a run of 80 yards or more

### RUSHING

Markell Jones vs. Indiana, Nov. 25, 2017 (217)  
 Markell Jones vs. Indiana, Nov. 25, 2017 (217)  
 Markell Jones vs. Indiana, Nov. 25, 2017 (217)  
 Mike Alstott at Indiana, Nov. 24, 1995 (265)  
 Rob Henry at Northwestern, Oct. 9, 2010 (132)  
 Markell Jones vs. Indiana, Nov. 25, 2017 (31)  
 Markell Jones vs. Indiana, Nov. 25, 2017 (31)  
 Akeem Hunt vs. Michigan State, Oct. 11, 2014 (3)  
 Kory Sheets vs. Miami [Ohio], Sept. 9, 2006 (4)  
 David Blough vs. Nebraska, Oct. 31, 2015 (56)  
 Markell Jones at Michigan State, Oct. 3, 2015 (68)  
 Akeem Hunt at Indiana, Nov. 29, 2014 (82)  
 Akeem Hunt at Indiana, Nov. 29, 2014 (82)

Passed for 300 or more yards  
 Passed for 400 or more yards  
 Passed for 500 or more yards  
 Attempted 40 or more passes  
 Attempted 50 or more passes  
 Completed 20 or more passes  
 Completed 30 or more passes  
 Threw four TDs  
 Threw five or more TDs  
 Completed a pass of 50 yards or more  
 Completed a pass of 60 yards or more  
 Completed a pass of 70 yards or more  
 Completed a pass of 80 yards or more  
 Threw three or more interceptions

### PASSING

Elijah Sindelar at Northwestern, Nov. 11, 2017 (376)  
 David Blough vs. Iowa, Oct. 15, 2016 (458)  
 Curtis Painter vs. Central Michigan, Dec. 26, 2007 (546)  
 Elijah Sindelar at Northwestern, Nov. 11, 2017 (60)  
 Elijah Sindelar at Northwestern, Nov. 11, 2017 (60)  
 Elijah Sindelar at Iowa, Nov. 11, 2017 (22)  
 Elijah Sindelar at Northwestern, Nov. 11, 2017 (37)  
 David Blough at Minnesota, Nov. 5, 2016 (4)  
 David Blough vs. Iowa, Oct. 15, 2016 (5)  
 David Blough vs. Ohio, Sept. 8, 2017 (62)  
 David Blough vs. Ohio, Sept. 8, 2017 (62)  
 David Blough vs. Wisconsin, Nov. 19, 2016 (75)  
 David Blough at Minnesota, Nov. 5, 2016 (89)  
 David Blough vs. Northwestern, Nov. 12, 2016 (3)

Caught seven or more passes  
 Caught 10 or more passes  
 Caught 15 or more passes  
 Had 100 or more yards receiving  
 Had 150 or more yards receiving  
 Had 200 or more yards receiving  
 Caught two TDs  
 Caught three or more TDs  
 Caught a pass of 50 yards or more  
 Caught a pass of 60 yards or more  
 Caught a pass of 70 yards or more  
 Caught a pass of 80 yards or more

### RECEIVING

Anthony Mahoungou at Iowa, Nov. 18, 2017 (11)  
 Anthony Mahoungou at Iowa, Nov. 18, 2017 (11)  
 Keith Smith vs. Michigan State, Nov. 14, 2009 (15)  
 Anthony Mahoungou at Iowa, Nov. 18, 2017 (135)  
 DeAngelo Yancey vs. Wisconsin, Nov. 19, 2016 (155)  
 Selwyn Lymon at Notre Dame, Sept. 30, 2006 (238)  
 Anthony Mahoungou at Iowa, Nov. 18, 2017 (2)  
 Gary Bush vs. Marshall, Sept. 29, 2012 (3)  
 Cole Herdman vs. Ohio, Sept. 8, 2017 (62)  
 Cole Herdman vs. Ohio, Sept. 8, 2017 (62)  
 DeAngelo Yancey vs. Wisconsin, Nov. 19, 2016 (75)  
 Cameron Posey at Minnesota, Nov. 5, 2016 (89)

Had 400 or more yards total offense  
 Had 500 or more yards total offense  
 Had 100 yards both passing and rushing

### TOTAL OFFENSE

David Blough vs. Iowa, Oct. 15, 2016 (452)  
 Curtis Painter vs. Central Michigan, Dec. 26, 2007 (540)  
 Brandon Kirsch at Michigan State, November 16, 2002  
 (208 passing, 125 rushing)

Had 150 or more all-purpose yards  
 Had 200 or more all-purpose yards  
 Had 250 or more all-purpose yards

### ALL-PURPOSE

Markell Jones vs. Indiana, Nov. 25, 2017 (217)  
 Markell Jones vs. Indiana, Nov. 25, 2017 (217)  
 Raheem Mostert at Minnesota, Oct. 18, 2014 (270)

Accounted for five or more touchdowns  
 Accounted for six or more touchdowns

### SCORING

David Blough vs. Iowa, Oct. 15, 2016 (5 passing)  
 Curtis Painter vs. Eastern Illinois, Sept. 8, 2007 (6 passing)

Intercepted two or more passes  
 Intercepted three or more passes  
 Intercepted four or more passes  
 Recovered two or more fumbles  
 Recorded 10 or more tackles  
 Recorded 15 or more tackles  
 Had two or more sacks

### DEFENSE

Markus Bailey at Indiana, Nov. 26, 2016 (2)  
 Anthony Brown vs. Nebraska, Oct. 31, 2015 (3)  
 Paul Beery at Wisconsin, Oct. 9, 1976 (4)  
 Ryan Russell vs. Minnesota, Oct. 8, 2011 (2)  
 Markus Bailey (11) and Danny Ezechukwu (10) vs. Indiana, Nov. 25, 2017  
 Anthony Spencer at Notre Dame, Sept. 30, 2006 (15)  
 Antoine Miles at Iowa, Nov. 18, 2017 (2.0)

### SPECIAL TEAMS

Scored 10 or more points kicking  
 Kicked four field goals  
 Kicked five or more field goals  
 Kicked a field goal of 50 or more yards  
 Had a punt 60 or more yards  
 Had a punt 70 or more yards  
 Punted 10 or more times  
 Totaled 100 or more punt return yards  
 Totaled 100 or more kickoff return yards

J.D. Dellinger at Illinois, Oct. 8, 2016 (10)  
 Carson Wiggs at Indiana, Nov. 26, 2011 (4)  
 Rick Anderson vs. Michigan State, Oct. 25, 1980 (5)  
 Paul Griggs vs. Western Michigan, Aug. 30, 2014 (51)  
 Joe Schopper at Iowa, Nov. 18, 2017 (68)  
 Cody Webster vs. Ohio State, Nov. 2, 2013 (73)  
 Joe Schopper vs. Michigan, Sept. 23, 2017 (11)  
 Anthony Chambers vs. Penn State, Oct. 11, 2003 (149)  
 Brian Lankford-Johnson vs. Northwestern, Nov. 12, 2016 (110)

## The Last Time An Opponent ...

Had 300 or more yards  
Had 50 or more attempts  
Had four or more TDs  
Had two or more players with 100 yards

### RUSHING

Iowa, Oct. 15, 2016 (365)  
Wisconsin, Oct. 14, 2017 (53)  
Wisconsin, Nov. 19, 2016 (4)  
Northwestern, Nov. 12, 2016 (Justin Jackson 22-127 and John Moten IV 16-119)

### PASSING

Had 300 or more yards  
Had 400 or more yards  
Had 50 or more attempts  
Had 60 or more attempts  
Had 30 or more completions  
Threw three or more TDs

Indiana, Nov. 25, 2017 (373)  
Nebraska, Oct. 28, 2017 (431)  
Indiana, Nov. 25, 2017 (60)  
Indiana, Nov. 25, 2017 (60)  
Indiana, Nov. 25, 2017 (32)  
Indiana, Nov. 25, 2017 (3)

### RECEIVING

Had two or more players with 100 yards in a game

Indiana, Nov. 25, 2017  
(Taysir Mack, 132, and Simmie Cobbs, 105) Indiana, Nov. 25, 2017

### TOTAL OFFENSE

Had 500 or more yards total offense  
Had 600 or more yards total offense  
Had 80 or more plays

Louisville, Sept. 2, 2017 (524)  
Northwestern, Nov. 12, 2016 (605)  
Indiana, Nov. 25, 2017 (92)

### SCORING

Scored 40 or more points  
Scored 50 or more points

Wisconsin, Nov. 19, 2016 (49)  
Penn State, Oct. 29, 2016 (62)

### TAKEAWAYS

Returned an interception for a TD  
Returned a fumble for a TD

Louisville, Sept. 2, 2017 (Stacy Thomas 61 yards)  
Virginia Tech, Sept. 19, 2015 (Chuck Clark 20 yards)

### DEFENSE

Scored a safety  
Held Purdue to 50 or fewer rushing yards  
Held Purdue to 200 or fewer passing yards  
Held Purdue to 300 or fewer yards total offense

Nebraska, Oct. 12, 2013  
Northwestern, Nov. 11, 2017 (40)  
Indiana, Nov. 25, 2017 (181)  
Iowa, Nov. 18, 2017 (294)

### SPECIAL TEAMS

Returned a punt for a TD  
Returned a blocked punt for a TD  
Returned a kickoff for a TD  
Punted 10 or more times  
Missed a kicking PAT  
Scored a 2-point conversion

Michigan, Nov. 1, 2008 (Martavious Odoms, 73 yards)  
Virginia Tech, Sept. 19, 2015 (Anthony Shegog, 15 yards)  
Northern Illinois, Sept. 28, 2013 (Tommy Lee Lewis, 99 yards)  
Rutgers, Oct. 21, 2017 (12)  
Indiana, Nov. 26, 2016  
Illinois, Oct. 8, 2016

### MISCELLANEOUS

Had 30 or more first downs  
Had 35 minutes or more of possession time

Indiana, Nov. 28, 2015 (31)  
Nebraska, Oct. 28, 2017 (35:00)

### COMBINED OFFENSE

Had 100-yard rusher and 100-yard receiver

Wisconsin, Oct. 14, 2017 (Jonathan Taylor 219 rushing and Quintez Cephus 100 receiving)

### INDIVIDUALS

Had a 100-yard rusher  
Had a 300-yard passer  
Had a 100-yard receiver  
Had 15 or more tackles

Jonathan Taylor, Wisconsin, Oct. 14, 2017 (219)  
Richard Lagow, Indiana, Nov. 25, 2017 (373)  
Taysir Mack (132) and Simmie Cobbs (105), Indiana, Nov. 25, 2017  
Trevor Morris, Rutgers, Oct. 21, 2017 (15)



**#1**  
**D.J. Knox**  
Junior  
Running Back



**#2**  
**Elijah Sindelar**  
Sophomore  
Quarterback



**#7**  
**Isaac Zico**  
Junior  
Wide Receiver

## 2017 GAME-BY-GAME RUSHING STATS

| Opponent        | Att. | Yds | Avg  | TD | Long |
|-----------------|------|-----|------|----|------|
| Louisville      | 4    | 25  | 6.3  | 0  | 13   |
| Ohio            | 6    | 14  | 2.3  | 0  | 4    |
| at Missouri     | 2    | 21  | 10.5 | 0  | 11   |
| Michigan        | 2    | 5   | 2.5  | 0  | 3    |
| Minnesota       | 7    | 56  | 8.0  | 0  | 24   |
| at Wisconsin    | 7    | 31  | 4.4  | 0  | 10   |
| at Rutgers      | 13   | 84  | 6.5  | 0  | 41   |
| Nebraska        | 9    | 66  | 7.3  | 0  | 30   |
| Illinois        | 14   | 85  | 6.1  | 1  | 33   |
| at Northwestern | 6    | 22  | 3.7  | 0  | 16   |
| at Iowa         | 4    | 3   | 0.8  | 0  | 3    |
| Indiana         | 5    | 48  | 9.6  | 0  | 39   |
| Totals          | 79   | 460 | 5.8  | 1  | 41   |

## 2017 GAME-BY-GAME PASSING STATS

| Opponent        | Cmp-Att-Int | Pct   | Yds   | TD | Long |
|-----------------|-------------|-------|-------|----|------|
| Louisville      | 15-31-1     | 48.4  | 118   | 2  | 26   |
| Ohio            | 5-11-0      | 45.5  | 60    | 1  | 22   |
| at Missouri     | 4-6-1       | 66.7  | 85    | 1  | 54   |
| Michigan        | 7-16-0      | 43.8  | 103   | 1  | 36   |
| Minnesota       | 19-26-0     | 67.8  | 248   | 1  | 39   |
| at Wisconsin    | 13-29-1     | 44.8  | 155   | 0  | 31   |
| at Rutgers      | 15-29-2     | 51.7  | 138   | 0  | 26   |
| Nebraska        | DNP         |       |       |    |      |
| Illinois        | 2-2-0       | 100.0 | 32    | 1  | 29   |
| at Northwestern | 37-60-1     | 61.7  | 376   | 2  | 34   |
| at Iowa         | 22-37-0     | 59.5  | 229   | 3  | 42   |
| Indiana         | 15-29-0     | 51.7  | 159   | 2  | 49   |
| Totals          | 154-276-6   | 55.8  | 1,703 | 14 | 54   |

## 2017 GAME-BY-GAME RECEIVING STATS

| Opponent        | Rec | Yds | Avg | TD | Long |
|-----------------|-----|-----|-----|----|------|
| Louisville      | 2   | 12  | 6.0 | 0  | 9    |
| Ohio            | 0   | 0   | 0.0 | 0  | -    |
| at Missouri     | 1   | 6   | 6.0 | 0  | 6    |
| Michigan        | 0   | 0   | 0.0 | 0  | -    |
| Minnesota       | 0   | 0   | 0.0 | 0  | -    |
| at Wisconsin    | 0   | 0   | 0.0 | 0  | -    |
| at Rutgers      | 1   | 2   | 2.0 | 0  | 2    |
| Nebraska        | 0   | 0   | 0.0 | 0  | -    |
| Illinois        | 0   | 0   | 0.0 | 0  | -    |
| at Northwestern | 0   | 0   | 0.0 | 0  | -    |
| at Iowa         | 0   | 0   | 0.0 | 0  | -    |
| Indiana         | 2   | 14  | 7.0 | 1  | 10   |
| Totals          | 6   | 34  | 5.7 | 1  | 10   |

## 2017 GAME-BY-GAME RECEIVING STATS

| Opponent        | Rec | Yds | Avg  | TD | Long |
|-----------------|-----|-----|------|----|------|
| Louisville      | 2   | 3   | 1.5  | 0  | 4    |
| Ohio            | 0   | 0   | 0.0  | 0  | 0    |
| at Missouri     | 1   | 9   | 9.0  | 0  | 9    |
| Michigan        | 0   | 0   | 0.0  | 0  | 0    |
| Minnesota       | 2   | 38  | 19.0 | 1  | 22   |
| at Wisconsin    | 1   | 20  | 20.0 | 0  | 20   |
| at Rutgers      | 1   | 2   | 2.0  | 0  | 2    |
| Nebraska        | 0   | 15  | 15.0 | 0  | 15   |
| Illinois        | 1   | 6   | 6.0  | 0  | 6    |
| at Northwestern | 1   | 7   | 7.0  | 0  | 7    |
| at Iowa         | 2   | 6   | 3.0  | 1  | 5    |
| Indiana         | 1   | -4  | -4.0 | 0  | -    |
| Totals          | 11  | 106 | 11.1 | 2  | 22   |

## Career Rushing Totals

| Year   | Att | Yds | Avg/R | TD | Long |
|--------|-----|-----|-------|----|------|
| 2014   | 0   | 0   | 0.0   | 0  | 0    |
| 2015   | 108 | 408 | 3.8   | 2  | 42   |
| 2016   | DNP |     |       |    |      |
| 2017   | 79  | 460 | 5.8   | 1  | 41   |
| Totals | 187 | 868 | 4.6   | 3  | 42   |

## Career Passing Totals

| Year   | Cmp-Att-Int | Pct. | Yds   | TD | Long |
|--------|-------------|------|-------|----|------|
| 2016   | 14-32-3     | 43.8 | 165   | 0  | 26   |
| 2017   | 154-276-6   | 55.8 | 1,703 | 14 | 54   |
| Totals | 168-308-9   | 54.5 | 1,868 | 14 | 54   |

## Career Receiving Totals

| Year | Rec | Yds | Avg/C | TD | Long |
|------|-----|-----|-------|----|------|
| 2017 | 6   | 34  | 5.7   | 1  | 10   |

## Career Highs

Attempts..... 22 ..... at Marshall, 2015  
 Rushing Yards ..... 102 ..... at Marshall, 2015  
 Long Rush..... 42 ..... Twice  
 Rushing TD..... 1 ..... Multiple times

## Career Highs

Completions ..... 37 ..... at Northwestern, 2017  
 Attempts..... 60 ..... at Northwestern, 2017  
 Passing Yards ..... 376 ..... at Northwestern, 2017  
 Passing TDs ..... 3 ..... at Iowa, 2017  
 Long Pass..... 54 ..... at Missouri, 2017

## Career Highs

Receptions ..... 2 ..... Twice  
 Receiving Yards ..... 14 ..... vs. Indiana, 2017  
 Long Reception..... 10 ..... vs. Indiana, 2017  
 TD Receptions..... 1 ..... vs. Indiana, 2017





**#8**  
**Markell**  
**Jones**  
Junior  
Running Back



**#9**  
**Terry**  
**Wright**  
Junior  
Wide Receiver



**#10**  
**Gregory**  
**Phillips**  
Senior  
Wide Receiver

## 2017 GAME-BY-GAME RUSHING STATS

| Opponent        | Att | Yds | Avg | TD | Long |
|-----------------|-----|-----|-----|----|------|
| Louisville      | 0   | 0   | 0.0 | 0  | -    |
| Ohio            | DNP |     |     |    |      |
| at Missouri     | DNP |     |     |    |      |
| Michigan        | DNP |     |     |    |      |
| Minnesota       | 12  | 52  | 4.3 | 1  | 12   |
| at Wisconsin    | 8   | 20  | 2.5 | 0  | 5    |
| at Rutgers      | 13  | 68  | 5.2 | 0  | 14   |
| Nebraska        | 3   | 10  | 3.3 | 0  | 6    |
| Illinois        | 7   | 36  | 5.1 | 0  | 11   |
| at Northwestern | 4   | 3   | 0.8 | 0  | 1    |
| at Iowa         | 14  | 74  | 5.3 | 0  | 32   |
| Indiana         | 31  | 217 | 7.0 | 0  | 31   |
| Totals          | 92  | 480 | 5.2 | 1  | 32   |

## 2017 GAME-BY-GAME RECEIVING STATS

| Opponent        | Rec | Yds | Avg  | TD | Long |
|-----------------|-----|-----|------|----|------|
| Louisville      | 0   | 0   | 0.0  | 0  | -    |
| Ohio            | 2   | 8   | 4.0  | 0  | 5    |
| at Missouri     | 2   | 27  | 13.5 | 0  | 21   |
| Michigan        | 4   | 64  | 16.0 | 0  | 36   |
| Minnesota       | 4   | 31  | 7.8  | 0  | 15   |
| at Wisconsin    | DNP |     |      |    |      |
| at Rutgers      | 4   | 28  | 7.0  | 0  | 16   |
| Nebraska        | 2   | 14  | 7.0  | 0  | 11   |
| Illinois        | 1   | 16  | 16.0 | 0  | 16   |
| at Northwestern | 6   | 60  | 10.0 | 0  | 17   |
| at Iowa         | 2   | 13  | 6.5  | 0  | 8    |
| Indiana         | 2   | 13  | 6.5  | 0  | 10   |
| Totals          | 29  | 274 | 9.4  | 0  | 36   |

## 2017 GAME-BY-GAME RECEIVING STATS

| Opponent        | Rec | Yds | Avg  | TD | Long |
|-----------------|-----|-----|------|----|------|
| Louisville      | 7   | 59  | 8.4  | 0  | 13   |
| Ohio            | 2   | 25  | 12.5 | 0  | 22   |
| at Missouri     | 4   | 29  | 7.3  | 0  | 12   |
| Michigan        | 0   | 0   | 0.0  | 0  | -    |
| Minnesota       | 2   | 15  | 7.5  | 0  | 9    |
| at Wisconsin    | 2   | 26  | 13.0 | 0  | 14   |
| at Rutgers      | 3   | 14  | 4.7  | 0  | 7    |
| Nebraska        | 3   | 22  | 7.3  | 0  | 10   |
| Illinois        | 1   | 29  | 29.0 | 0  | 29   |
| at Northwestern | 4   | 49  | 12.3 | 0  | 19   |
| at Iowa         | 1   | 5   | 5.0  | 0  | 5    |
| Indiana         | 1   | 2   | 2.0  | 0  | 2    |
| Totals          | 30  | 275 | 9.2  | 0  | 29   |

## 2017 GAME-BY-GAME RECEIVING STATS

| Opponent        | Rec | Yds | Avg  | TD | Long |
|-----------------|-----|-----|------|----|------|
| Louisville      | 0   | 0   | 0.0  | 0  | -    |
| Ohio            | DNP |     |      |    |      |
| at Missouri     | DNP |     |      |    |      |
| Michigan        | DNP |     |      |    |      |
| Minnesota       | 5   | 13  | 2.6  | 0  | 13   |
| at Wisconsin    | 1   | -1  | -1.0 | 0  | -1   |
| at Rutgers      | 3   | 25  | 8.3  | 0  | 13   |
| Nebraska        | 0   | 0   | 0.0  | 0  | -    |
| Illinois        | 1   | 10  | 10.0 | 0  | 10   |
| at Northwestern | 0   | 0   | 0.0  | 0  | -    |
| at Iowa         | 1   | 3   | 3.0  | 0  | 3    |
| Indiana         | 0   | 0   | 0.0  | 0  | -    |
| Totals          | 11  | 50  | 4.5  | 0  | 13   |

## Career Rushing Totals

| Year   | Att | Yds   | Avg/R | TD | Long |
|--------|-----|-------|-------|----|------|
| 2015   | 168 | 875   | 5.2   | 10 | 68   |
| 2016   | 153 | 616   | 4.0   | 4  | 23   |
| 2017   | 92  | 480   | 5.2   | 1  | 32   |
| Totals | 413 | 1,971 | 4.8   | 15 | 68   |

## Career Receiving Totals

| Year   | Rec | Yds | Avg/C | TD | Long |
|--------|-----|-----|-------|----|------|
| 2015   | 34  | 239 | 7.0   | 1  | 29   |
| 2016   | 32  | 215 | 6.7   | 0  | 31   |
| 2017   | 11  | 50  | 4.5   | 0  | 13   |
| Totals | 77  | 504 | 6.5   | 1  | 31   |

## Career Highs

Rushes ..... 31 ..... vs. Indiana, 2017  
 Rushing Yards ..... 217 ..... vs. Indiana, 2017  
 Long Rush ..... 68 ..... at Michigan State, 2015  
 Rushing TDs ..... 2 ..... Twice  
 Receptions ..... 5 ..... Three times  
 Receiving Yards ..... 68 ..... at Northwestern, 2015  
 Long Reception ..... 31 ..... vs. Penn State, 2016  
 Receiving TDs ..... 1 ..... vs. Indiana State, 2015

## Career Receiving Totals

| Year | Rec | Yds | Avg/C | TD | Long |
|------|-----|-----|-------|----|------|
| 2017 | 29  | 274 | 9.4   | 0  | 36   |

## Career Highs

Receptions ..... 6 ..... at Northwestern, 2017  
 Receiving Yards ..... 64 ..... vs. Michigan, 2017  
 Long Reception ..... 36 ..... vs. Michigan, 2017  
 TD Receptions ..... - ..... Twice

## Career Receiving Totals

| Year   | Rec | Yds | Avg/C | TD | Long |
|--------|-----|-----|-------|----|------|
| 2014   | 10  | 151 | 15.1  | 0  | 29   |
| 2015   | 13  | 142 | 10.9  | 2  | 62   |
| 2016   | 17  | 172 | 10.1  | 0  | 26   |
| 2017   | 30  | 275 | 9.2   | 0  | 29   |
| Totals | 70  | 760 | 10.9  | 2  | 62   |

## Career Highs

Receptions ..... 7 ..... vs. Louisville, 2017  
 Receiving Yards ..... 92 ..... vs. Bowling Green, 2015  
 Long Reception ..... 62 ..... vs. Bowling Green, 2015  
 Receiving TDs ..... 1 ..... Twice



**#11**  
**David Blough**  
Junior  
Quarterback



**#12**  
**Jared Sparks**  
R-Freshman  
Wide Receiver



**#21**  
**Anthony Mahoungou**  
Senior  
Wide Receiver

## 2017 GAME-BY-GAME PASSING STATS

| Opponent        | Cmp-Att-Int | Pct  | Yds   | TD | Long |
|-----------------|-------------|------|-------|----|------|
| Louisville      | 18-26-2     | 69.2 | 175   | 2  | 22   |
| Ohio            | 11-13-0     | 84.6 | 235   | 3  | 62   |
| at Missouri     | 22-28-0     | 78.6 | 187   | 1  | 25   |
| Michigan        | 5-13-0      | 38.5 | 32    | 0  | 16   |
| Minnesota       | 6-10-2      | 60.0 | 59    | 1  | 20   |
| at Wisconsin    | 0-0-0       | 0.0  | 0     | 0  | -    |
| at Rutgers      | 8-15-0      | 53.3 | 57    | 1  | 16   |
| Nebraska        | 16-28-0     | 57.1 | 164   | 1  | 25   |
| Illinois        | 16-24-0     | 66.7 | 194   | 0  | 36   |
| at Northwestern | DNP         |      |       |    |      |
| at Iowa         | DNP         |      |       |    |      |
| Indiana         | DNP         |      |       |    |      |
| Totals          | 102-157-4   | 65.0 | 1,103 | 9  | 62   |

## 2017 GAME-BY-GAME RUSHING STATS

| Opponent        | Att | Yds | Avg  | TD | Long |
|-----------------|-----|-----|------|----|------|
| Louisville      | 0   | 0   | 0.0  | 0  | -    |
| Ohio            | 4   | 24  | 6.0  | 0  | 10   |
| at Missouri     | 6   | 22  | 3.7  | 0  | 12   |
| Michigan        | 0   | 0   | 0.0  | 0  | -    |
| Minnesota       | 0   | 0   | 0.0  | 0  | -    |
| at Wisconsin    | 1   | 2   | 2.0  | 0  | 2    |
| at Rutgers      | 2   | 22  | 11.0 | 0  | 18   |
| Nebraska        | 1   | 1   | 1.0  | 0  | 1    |
| Illinois        | 5   | 40  | 8.0  | 0  | 17   |
| at Northwestern | 2   | 5   | 2.5  | 0  | 3    |
| at Iowa         | 2   | 7   | 3.5  | 0  | 6    |
| Indiana         | 0   | 0   | 0.0  | 0  | -    |
| Totals          | 23  | 123 | 5.3  | 0  | 18   |

## 2017 GAME-BY-GAME RECEIVING STATS

| Opponent        | Rec | Yds | Avg  | TD | Long |
|-----------------|-----|-----|------|----|------|
| Louisville      | 4   | 33  | 8.3  | 0  | 12   |
| Ohio            | 2   | 51  | 25.5 | 1  | 31   |
| at Missouri     | 3   | 35  | 11.7 | 0  | 21   |
| Michigan        | 1   | 24  | 24.0 | 0  | 24   |
| Minnesota       | 2   | 76  | 38.0 | 0  | 39   |
| at Wisconsin    | 4   | 34  | 8.5  | 0  | 12   |
| at Rutgers      | 4   | 47  | 11.8 | 1  | 21   |
| Nebraska        | 1   | 12  | 12.0 | 0  | 12   |
| Illinois        | 0   | 0   | 0.0  | 0  | -    |
| at Northwestern | 3   | 25  | 8.3  | 1  | 12   |
| at Iowa         | 7   | 135 | 19.3 | 2  | 42   |
| Indiana         | 2   | 88  | 44.0 | 1  | 49   |
| Totals          | 34  | 570 | 16.8 | 6  | 49   |

## 2017 GAME-BY-GAME RECEIVING STATS

| Opponent        | Rec | Yds | Avg  | TD | Long |
|-----------------|-----|-----|------|----|------|
| Louisville      | 0   | 0   | 0.0  | 0  | -    |
| Ohio            | 0   | 0   | 0.0  | 0  | -    |
| at Missouri     | 1   | 6   | 6.0  | 0  | 6    |
| Michigan        | 0   | 0   | 0.0  | 0  | -    |
| Minnesota       | 4   | 48  | 12.0 | 0  | 24   |
| at Wisconsin    | 0   | 0   | 0.0  | 0  | -    |
| at Rutgers      | 1   | 22  | 22.0 | 0  | 22   |
| Nebraska        | 1   | 6   | 6.0  | 0  | 6    |
| Illinois        | 0   | 0   | 0.0  | 0  | -    |
| at Northwestern | 11  | 130 | 11.8 | 0  | 34   |
| at Iowa         | 0   | 0   | 0.0  | 0  | -    |
| Indiana         | 0   | 0   | 0.0  | 0  | -    |
| Totals          | 18  | 212 | 11.8 | 0  | 34   |

## Career Passing Totals

| Year   | Cmp-Att-Int | Pct. | Yds   | TD | Long |
|--------|-------------|------|-------|----|------|
| 2015   | 169-293-8   | 57.7 | 1,574 | 10 | 83   |
| 2016   | 295-517-21  | 57.1 | 3,352 | 25 | 89   |
| 2017   | 102-157-4   | 65.0 | 1,103 | 9  | 62   |
| Totals | 566-967-33  | 58.5 | 6,029 | 44 | 89   |

## Career Rushing Totals

| Year | Att | Yds | Avg/C | TD | Long |
|------|-----|-----|-------|----|------|
| 2017 | 23  | 123 | 5.3   | 0  | 18   |

## Career Receiving Totals

| Year | Rec | Yds | Avg/C | TD | Long |
|------|-----|-----|-------|----|------|
| 2017 | 18  | 212 | 11.8  | 0  | 34   |

## Career Receiving Totals

| Year   | Rec | Yds | Avg/C | TD | Long |
|--------|-----|-----|-------|----|------|
| 2015   | 8   | 93  | 11.6  | 0  | 24   |
| 2016   | 13  | 99  | 7.6   | 0  | 16   |
| 2017   | 34  | 570 | 16.8  | 6  | 49   |
| Totals | 55  | 762 | 13.9  | 6  | 49   |

## Career Highs

Completions..... 34 .....vs. Penn State, 2016  
 Attempts..... 59 .....vs. Iowa, 2016  
 Passing Yards..... 458 .....vs. Iowa, 2016  
 Passing TDs..... 5 .....vs. Iowa, 2016  
 Long Pass..... 89 .....at Minnesota, 2016

## Career Highs

Rushes ..... 6 .....at Missouri, 2017  
 Rushing Yards ..... 40 .....vs. Illinois, 2017  
 Long Rush ..... 18 .....at Rutgers, 2017  
 Receptions ..... 11 .....at Northwestern, 2017  
 Receiving Yards..... 130 .....at Northwestern, 2017  
 Long Reception..... 34 .....at Northwestern, 2017

## Career Highs

Receptions ..... 7 ..... Twice  
 Receiving Yards..... 135 .....at Iowa, 2017  
 Long Reception..... 49 .....vs. Indiana, 2017  
 TD Receptions..... 2 .....at Iowa, 2017



**#33**  
**Jackson Anthrop**  
R-Freshman  
Wide Receiver

## 2017 GAME-BY-GAME RECEIVING STATS

| Opponent        | Rec | Yds | Avg  | TD | Long |
|-----------------|-----|-----|------|----|------|
| Louisville      | 7   | 82  | 11.7 | 2  | 26   |
| Ohio            | 4   | 39  | 9.8  | 1  | 14   |
| at Missouri     | 6   | 36  | 6.0  | 1  | 17   |
| Michigan        | 1   | 0   | 0.0  | 0  | 0    |
| Minnesota       | 3   | 50  | 16.7 | 0  | 35   |
| at Wisconsin    | 2   | 21  | 10.5 | 0  | 12   |
| at Rutgers      | 4   | 39  | 9.8  | 0  | 26   |
| Nebraska        | 6   | 55  | 9.2  | 1  | 19   |
| Illinois        | 2   | 23  | 11.5 | 0  | 13   |
| at Northwestern | 2   | 8   | 4.0  | 0  | 6    |
| at Iowa         | 2   | 18  | 9.0  | 0  | 17   |
| Indiana         | 5   | 20  | 4.0  | 0  | 9    |
| Totals          | 44  | 391 | 8.9  | 5  | 35   |



**#34**  
**Richie Worship**  
Sophomore  
Running Back

## 2017 GAME-BY-GAME RUSHING STATS

| Opponent        | Att | Yds | Avg  | TD | Long |
|-----------------|-----|-----|------|----|------|
| Louisville      | 1   | -4  | -4.0 | 0  | -4   |
| Ohio            | 3   | 16  | 5.3  | 0  | 7    |
| at Missouri     | 6   | 13  | 2.2  | 1  | 4    |
| Michigan        | 2   | 18  | 9.0  | 0  | 14   |
| Minnesota       | 1   | 6   | 6.0  | 0  | 6    |
| at Wisconsin    | 3   | 13  | 4.3  | 0  | 7    |
| at Rutgers      | 5   | 51  | 10.2 | 0  | 26   |
| Nebraska        | 18  | 89  | 4.9  | 1  | 25   |
| Illinois        | 10  | 44  | 4.4  | 1  | 14   |
| at Northwestern | 4   | 11  | 2.8  | 0  | 5    |
| at Iowa         | DNP |     |      |    |      |
| Indiana         | DNP |     |      |    |      |
| Totals          | 53  | 257 | 4.8  | 3  | 26   |

## 2017 GAME-BY-GAME RECEIVING STATS

| Opponent        | Rec | Yds | Avg  | TD | Long |
|-----------------|-----|-----|------|----|------|
| Louisville      | 1   | 8   | 8.0  | 1  | 8    |
| Ohio            | 0   | 0   | 0.0  | 0  | -    |
| at Missouri     | 1   | 1   | 1.0  | 1  | 1    |
| Michigan        | 0   | 0   | 0.0  | 0  | -    |
| Minnesota       | 0   | 0   | 0.0  | 0  | -    |
| at Wisconsin    | 0   | 0   | 0.0  | 0  | -    |
| at Rutgers      | 1   | 10  | 10.0 | 0  | 10   |
| Nebraska        | 1   | 7   | 7.0  | 0  | 7    |
| Illinois        | 5   | 43  | 8.6  | 0  | 17   |
| at Northwestern | 1   | 4   | 4.0  | 0  | 4    |
| at Iowa         | DNP |     |      |    |      |
| Indiana         | DNP |     |      |    |      |
| Totals          | 10  | 73  | 7.3  | 2  | 17   |

| Career Receiving Totals |     |     |       |    |      |
|-------------------------|-----|-----|-------|----|------|
| Year                    | Rec | Yds | Avg/C | TD | Long |
| 2017                    | 44  | 391 | 8.9   | 5  | 35   |

| Career Rushing Totals |     |     |       |    |      |
|-----------------------|-----|-----|-------|----|------|
| Year                  | Att | Yds | Avg/R | TD | Long |
| 2016                  | 35  | 133 | 3.8   | 2  | 24   |
| 2017                  | 53  | 257 | 4.8   | 3  | 26   |
| Totals                | 88  | 390 | 4.4   | 5  | 26   |

| Career Highs    |    |                      |  |  |  |
|-----------------|----|----------------------|--|--|--|
| Receptions      | 7  | vs. Louisville, 2017 |  |  |  |
| Receiving Yards | 82 | vs. Louisville, 2017 |  |  |  |
| Long Reception  | 35 | vs. Minnesota, 2017  |  |  |  |
| TD Receptions   | 2  | vs. Louisville, 2017 |  |  |  |

| Career Highs  |    |                  |  |  |  |
|---------------|----|------------------|--|--|--|
| Rushes        | 18 | Nebraska, 2017   |  |  |  |
| Rushing Yards | 89 | Nebraska, 2017   |  |  |  |
| Long Rush     | 26 | at Rutgers, 2017 |  |  |  |
| Rushing TDs   | 1  | Multiple times   |  |  |  |



**#37**  
**Brian Lankford-Johnson**  
Sophomore  
Running Back

## 2017 GAME-BY-GAME RUSHING STATS

| Opponent        | Att | Yds | Avg  | TD | Long |
|-----------------|-----|-----|------|----|------|
| Louisville      | 1   | -1  | -1.0 | 0  | -1   |
| Ohio            | 9   | 62  | 6.9  | 0  | 15   |
| at Missouri     | 6   | 10  | 1.7  | 0  | 7    |
| Michigan        | 5   | 12  | 2.4  | 0  | 4    |
| Minnesota       | DNP |     |      |    |      |
| at Wisconsin    | DNP |     |      |    |      |
| at Rutgers      | DNP |     |      |    |      |
| Nebraska        | DNP |     |      |    |      |
| Illinois        | DNP |     |      |    |      |
| at Northwestern | DNP |     |      |    |      |
| at Iowa         | 1   | 3   | 3.0  | 0  | 3    |
| Indiana         | 0   | 0   | 0.0  | 0  | -    |
| Totals          | 22  | 86  | 3.9  | 0  | 15   |

## 2017 GAME-BY-GAME RECEIVING STATS

| Opponent        | Rec | Yds | Avg | TD | Long |
|-----------------|-----|-----|-----|----|------|
| Louisville      | 0   | 0   | 0.0 | 0  | -    |
| Ohio            | 0   | 0   | 0.0 | 0  | -    |
| at Missouri     | 1   | 6   | 6.0 | 0  | 6    |
| Michigan        | 2   | 5   | 2.5 | 0  | 4    |
| Minnesota       | DNP |     |     |    |      |
| at Wisconsin    | DNP |     |     |    |      |
| at Rutgers      | DNP |     |     |    |      |
| Nebraska        | DNP |     |     |    |      |
| Illinois        | DNP |     |     |    |      |
| at Northwestern | DNP |     |     |    |      |
| at Iowa         | 0   | 0   | 0.0 | 0  | -    |
| Indiana         | 0   | 0   | 0.0 | 0  | -    |
| Totals          | 3   | 11  | 3.7 | 0  | 6    |

| Career Rushing Totals |     |     |       |    |      |
|-----------------------|-----|-----|-------|----|------|
| Year                  | Att | Yds | Avg/C | TD | Long |
| 2016                  | 48  | 314 | 6.5   | 2  | 48   |
| 2017                  | 22  | 86  | 3.9   | 0  | 15   |
| Totals                | 70  | 400 | 5.7   | 2  | 48   |

| Career Highs    |     |                            |  |  |  |
|-----------------|-----|----------------------------|--|--|--|
| Rushes          | 18  | at Illinois, 2016          |  |  |  |
| Rushing Yards   | 127 | at Illinois, 2016          |  |  |  |
| Long Rush       | 48  | vs. Eastern Kentucky, 2016 |  |  |  |
| Rushing TDs     | 1   | Twice                      |  |  |  |
| Receptions      | 3   | Twice                      |  |  |  |
| Receiving Yards | 47  | vs. Iowa, 2016             |  |  |  |
| Long Reception  | 26  | vs. Iowa, 2016             |  |  |  |





**#88**  
**Cole Herdman**  
Junior  
Tight End



**#89**  
**Brycen Hopkins**  
Sophomore  
Tight End

## 2017 GAME-BY-GAME RECEIVING STATS

| Opponent        | Rec | Yds | Avg  | TD | Long |
|-----------------|-----|-----|------|----|------|
| Louisville      | 4   | 59  | 14.8 | 0  | 19   |
| Ohio            | 2   | 87  | 43.5 | 1  | 62   |
| at Missouri     | 1   | 54  | 54.0 | 0  | 54   |
| Michigan        | 1   | 13  | 13.0 | 0  | 13   |
| Minnesota       | 2   | 30  | 15.0 | 1  | 20   |
| at Wisconsin    | 1   | 7   | 7.0  | 0  | 7    |
| at Rutgers      | 1   | 6   | 6.0  | 0  | 6    |
| Nebraska        | DNP |     |      |    |      |
| Illinois        | 1   | 3   | 3.0  | 1  | 3    |
| at Northwestern | 3   | 25  | 8.3  | 0  | 11   |
| at Iowa         | 1   | 6   | 6.0  | 0  | 6    |
| Indiana         | 2   | 26  | 13.0 | 0  | 20   |
| Totals          | 19  | 316 | 16.6 | 3  | 62   |

## 2017 GAME-BY-GAME RECEIVING STATS

| Opponent        | Rec | Yds | Avg  | TD | Long |
|-----------------|-----|-----|------|----|------|
| Louisville      | 3   | 34  | 11.3 | 1  | 22   |
| Ohio            | 4   | 85  | 21.3 | 1  | 38   |
| at Missouri     | 2   | 22  | 11.0 | 0  | 17   |
| Michigan        | 3   | 29  | 9.7  | 1  | 16   |
| Minnesota       | 1   | 6   | 6.0  | 0  | 6    |
| at Wisconsin    | 2   | 48  | 24.0 | 0  | 31   |
| at Rutgers      | 0   | 0   | 0.0  | 0  | -    |
| Nebraska        | 1   | 23  | 23.0 | 0  | 23   |
| Illinois        | 3   | 53  | 17.6 | 0  | 21   |
| at Northwestern | 1   | 3   | 3.0  | 0  | 3    |
| at Iowa         | 3   | 21  | 7.0  | 0  | 10   |
| Indiana         | DNP |     |      |    |      |
| Totals          | 23  | 324 | 14.1 | 3  | 38   |

## Career Receiving Totals

| Year   | Rec | Yds | Avg/C | TD | Long |
|--------|-----|-----|-------|----|------|
| 2015   | 18  | 139 | 7.7   | 2  | 13   |
| 2016   | 35  | 344 | 9.8   | 3  | 53   |
| 2017   | 19  | 316 | 16.8  | 3  | 62   |
| Totals | 72  | 799 | 11.1  | 8  | 62   |

## Career Receiving Totals

| Year   | Rec | Yds | Avg/C | TD | Long |
|--------|-----|-----|-------|----|------|
| 2016   | 10  | 183 | 18.3  | 4  | 51   |
| 2017   | 23  | 324 | 14.1  | 3  | 38   |
| Totals | 33  | 507 | 15.4  | 7  | 51   |

## Career Highs

Receptions ..... 7 ..... Twice  
 Receiving Yards ..... 104 ..... vs. Iowa, 2016  
 Long Reception ..... 62 ..... vs. Ohio, 2017  
 Receiving TDs ..... 1 ..... Multiple Times

## Career Highs

Receptions ..... 4 ..... vs. Ohio, 2017  
 Receiving Yards ..... 85 ..... vs. Ohio, 2017  
 Long Reception ..... 51 ..... vs. Nevada, 2016  
 TD Receptions ..... 2 ..... vs. Iowa, 2016



**#2**  
**Da'Wan Hunte**  
5th-Year  
Cornerback



**#3**  
**Kamal Hardy**  
Senior  
Cornerback



**#4**  
**Ja'Whaun Bentley**  
Senior  
Linebacker

## 2017 GAME-BY-GAME STATS

| Opponent        | U-A-T   | TFL | Sacks | Misc.      |
|-----------------|---------|-----|-------|------------|
| Louisville      | 2-2-4   | 0.0 | 0.0   | PBU        |
| Ohio            | 5-0-5   | 0.0 | 0.0   | PBU        |
| at Missouri     | 0-0-0   | 0.0 | 0.0   | -          |
| Michigan        | 1-2-3   | 0.0 | 0.0   | PBU        |
| Minnesota       | 3-1-4   | 0.0 | 0.0   | PBU        |
| at Wisconsin    | 2-0-2   | 0.0 | 0.0   | INT        |
| at Rutgers      | 3-1-4   | 1.0 | 0.0   | -          |
| Nebraska        | 2-1-3   | 0.0 | 0.0   | PBU        |
| Illinois        | DNP     |     |       |            |
| at Northwestern | 3-0-3   | 0.0 | 0.0   | -          |
| at Iowa         | 5-2-7   | 0.0 | 0.0   | -          |
| Indiana         | 6-0-6   | 0.0 | 0.0   | 2PBU       |
| Totals          | 32-9-41 | 0.0 | 0.0   | 7 PBU, INT |

## 2017 GAME-BY-GAME STATS

| Opponent        | U-A-T   | TFL | Sacks | Misc. |
|-----------------|---------|-----|-------|-------|
| Louisville      | 0-0-0   | 0.0 | 0.0   | -     |
| Ohio            | DNP     |     |       |       |
| at Missouri     | 2-0-2   | 0.0 | 0.0   | INT   |
| Michigan        | 1-0-1   | 0.0 | 0.0   | -     |
| Minnesota       | 0-0-0   | 0.0 | 0.0   | -     |
| at Wisconsin    | DNP     |     |       |       |
| at Rutgers      | 0-0-0   | 0.0 | 0.0   | -     |
| Nebraska        | 6-2-8   | 0.0 | 0.0   | -     |
| Illinois        | 2-0-2   | 0.0 | 0.0   | -     |
| at Northwestern | 0-0-0   | 0.0 | 0.0   | -     |
| at Iowa         | 0-0-0   | 0.0 | 0.0   | -     |
| Indiana         | 0-0-0   | 0.0 | 0.0   | -     |
| Totals          | 11-2-13 | 0.0 | 0.0   | INT   |

## 2017 GAME-BY-GAME STATS

| Opponent        | U-A-T    | TFL | Sacks | Misc.                  |
|-----------------|----------|-----|-------|------------------------|
| Louisville      | 7-3-10   | 0.0 | 0.0   | 2 FF                   |
| Ohio            | 3-3-6    | 1.0 | 0.0   | PBU                    |
| at Missouri     | 2-6-8    | 1.0 | 0.0   | PBU                    |
| Michigan        | 3-2-5    | 1.0 | 0.0   | -                      |
| Minnesota       | 2-3-5    | 1.0 | 0.0   | INT, TD                |
| at Wisconsin    | 6-6-12   | 0.5 | 0.0   | -                      |
| at Rutgers      | 5-2-7    | 1.0 | 0.0   | -                      |
| Nebraska        | 5-4-9    | 0.5 | 0.0   | PBU                    |
| Illinois        | 7-5-12   | 2.5 | 0.0   | -                      |
| at Northwestern | 4-3-7    | 1.0 | 0.0   | -                      |
| at Iowa         | 5-3-8    | 0.0 | 0.0   | -                      |
| Indiana         | DNP      |     |       |                        |
| Totals          | 49-40-89 | 9.5 | 0.0   | 2 FF, 3 PBU<br>INT, TD |

## Career Totals

| Year   | U-A-T     | TFL | Sacks | Misc            |
|--------|-----------|-----|-------|-----------------|
| 2014   | 1-1-2     | 0.0 | 0.0   | -               |
| 2015   | 10-8-18   | 2.5 | 2.0   | FF              |
| 2016   | 31-16-47  | 1.5 | 0.5   | 6 PBU           |
| 2017   | 32-9-41   | 1.0 | 0.0   | 7 PBU           |
| Totals | 74-34-108 | 5.0 | 2.5   | 13 PBU, FF, INT |

## Career Totals

| Year   | U-A-T   | TFL | Sacks | Misc     |
|--------|---------|-----|-------|----------|
| 2016   | 0-1-1   | 0.0 | 0.0   | PBU      |
| 2017   | 11-2-13 | 0.0 | 0.0   | INT      |
| Totals | 11-3-14 | 0.0 | 0.0   | PBU, INT |

## Career Totals

| Year   | U-A-T       | TFL  | Sacks | Misc                   |
|--------|-------------|------|-------|------------------------|
| 2014   | 43-33-76    | 3.5  | 0.0   | PBU                    |
| 2015   | 26-23-49    | 7.5  | 0.0   | 2 PBU                  |
| 2016   | 37-13-50    | 7.0  | 0.0   | PBU                    |
| 2017   | 49-40-89    | 9.5  | 0.0   | 2 FF, 3 PBU<br>INT, TD |
| Totals | 155-109-264 | 27.5 | 0.0   | 7 PBU, 2 FF<br>INT, TD |

## Career Highs

|                       |     |                         |
|-----------------------|-----|-------------------------|
| Total Tackles.....    | 8   | vs. Nevada, 2016        |
| Solo Tackles.....     | 6   | vs. Nevada, 2016        |
| Tackles for Loss..... | 1.5 | vs. Virginia Tech, 2015 |
| Sacks.....            | 1.0 | Twice                   |
| PBUs.....             | 2   | at Minnesota, 2016      |

## Career Highs

|                       |   |                        |
|-----------------------|---|------------------------|
| Total Tackles.....    | 8 | Nebraska, 2017         |
| Solo Tackles.....     | 6 | Nebraska, 2017         |
| Tackles for Loss..... | - |                        |
| Sacks.....            | - |                        |
| PBUs.....             | 1 | Eastern Kentucky, 2016 |

## Career Highs

|                       |     |                         |
|-----------------------|-----|-------------------------|
| Total Tackles.....    | 14  | vs. Bowling Green, 2015 |
| Solo Tackles.....     | 9   | vs. Bowling Green, 2015 |
| Tackles for Loss..... | 3.0 | vs. Virginia Tech, 2015 |
| Sacks.....            | -   |                         |
| PBUs.....             | 2   | vs. Bowling Green, 2015 |



**#5**  
**T.J.**  
**Jallow**  
Junior  
Safety



**#6**  
**T.J.**  
**McCollum**  
Graduate  
Linebacker



**#7**  
**Eddy**  
**Wilson**  
Junior  
Defensive Tackle

## 2017 GAME-BY-GAME STATS

| Opponent        | U-A-T   | TFL | Sacks | Misc. |
|-----------------|---------|-----|-------|-------|
| Louisville      | 4-2-6   | 0.0 | 0.0   | -     |
| Ohio            | 0-0-0   | 0.0 | 0.0   | -     |
| at Missouri     | DNP     |     |       |       |
| Michigan        | 1-2-3   | 0.0 | 0.0   | -     |
| Minnesota       | 2-0-2   | 1.0 | 0.0   |       |
| at Wisconsin    | 2-1-3   | 0.0 | 0.0   | PBU   |
| at Rutgers      | DNP     |     |       |       |
| Nebraska        | DNP     |     |       |       |
| Illinois        | 1-0-1   | 0.0 | 0.0   | -     |
| at Northwestern | 0-0-0   | 0.0 | 0.0   | -     |
| at Iowa         | 1-0-1   | 0.0 | 0.0   | -     |
| Indiana         | 0-0-0   | 0.0 | 0.0   | -     |
| Totals          | 11-5-16 | 1.0 | 0.0   | PBU   |

## 2017 GAME-BY-GAME STATS

| Opponent        | U-A-T    | TFL | Sacks | Misc. |
|-----------------|----------|-----|-------|-------|
| Louisville      | 6-3-9    | 0.0 | 0.0   | PBU   |
| Ohio            | 4-5-9    | 0.0 | 0.0   | -     |
| at Missouri     | 1-0-1    | 1.0 | 0.0   | -     |
| Michigan        | 8-1-9    | 0.0 | 0.0   | -     |
| Minnesota       | 6-6-12   | 1.0 | 0.0   | -     |
| at Wisconsin    | DNP      |     |       |       |
| at Rutgers      | DNP      |     |       |       |
| Nebraska        | DNP      |     |       |       |
| Illinois        | DNP      |     |       |       |
| at Northwestern | 6-4-10   | 1.5 | 1.0   | PBU   |
| at Iowa         | 2-2-4    | 1.5 | 1.0   | -     |
| Indiana         | 5-2-7    | 0.0 | 0.0   | -     |
| Totals          | 38-23-61 | 5.0 | 2.0   | 2 PBU |

## 2017 GAME-BY-GAME STATS

| Opponent        | U-A-T    | TFL | Sacks | Misc. |
|-----------------|----------|-----|-------|-------|
| Louisville      | 2-1-3    | 0.0 | 0.0   | -     |
| Ohio            | 0-1-1    | 0.0 | 0.0   | -     |
| at Missouri     | 0-2-2    | 0.0 | 0.0   | -     |
| Michigan        | 2-0-2    | 0.0 | 0.0   | -     |
| Minnesota       | 1-1-2    | 0.0 | 0.0   | -     |
| at Wisconsin    | 3-0-3    | 0.0 | 0.0   |       |
| at Rutgers      | 0-1-1    | 0.5 | 0.0   | -     |
| Nebraska        | 1-4-5    | 0.0 | 0.0   | -     |
| Illinois        | 1-0-1    | 0.0 | 0.0   | -     |
| at Northwestern | 2-1-3    | 0.5 | 0.0   | PBU   |
| at Iowa         | 2-0-2    | 1.0 | 1.0   | PBU   |
| Indiana         | 0-2-2    | 0.5 | 0.0   | -     |
| Totals          | 14-13-27 | 2.5 | 1.0   | 2 PBU |

## Career Totals

| Year   | U-A-T   | TFL | Sacks | Misc |
|--------|---------|-----|-------|------|
| Totals | 11-5-16 | 1.0 | 0.0   | PBU  |

## Career Totals (Purdue)

| Year | U-A-T    | TFL | Sacks | Misc  |
|------|----------|-----|-------|-------|
| 2017 | 38-23-61 | 5.0 | 2.0   | 2 PBU |

## Career Totals

| Year   | U-A-T    | TFL | Sacks | Misc      |
|--------|----------|-----|-------|-----------|
| 2015   | 4-6-10   | 0.0 | 0.0   | PBU       |
| 2016   | 21-15-36 | 6.0 | 2.5   | FR        |
| 2017   | 14-13-27 | 2.5 | 1.0   | 2 PBU     |
| Totals | 39-34-73 | 8.5 | 3.5   | 3 PBU, FR |

## Career Highs

|                        |     |                      |
|------------------------|-----|----------------------|
| Total Tackles .....    | 6   | vs. Louisville, 2017 |
| Solo Tackles .....     | 4   | vs. Louisville, 2017 |
| Tackles for Loss ..... | 1.0 | vs. Minnesota, 2017  |
| Sacks .....            | -   |                      |
| PBUs.....              | 1   | vs. Minnesota, 2017  |

## Career Highs (Purdue)

|                        |     |                      |
|------------------------|-----|----------------------|
| Total Tackles .....    | 12  | vs. Minnesota, 2017  |
| Solo Tackles .....     | 8   | vs. Michigan, 2017   |
| Tackles for Loss ..... | 1.5 | Twice                |
| Sacks.....             | 1.0 | Twice                |
| PBUs.....              | 1   | vs. Louisville, 2017 |

## Career Highs

|                        |     |                  |
|------------------------|-----|------------------|
| Total Tackles.....     | 8   | vs. Iowa, 2016   |
| Solo Tackles.....      | 5   | vs. Iowa, 2016   |
| Tackles for Loss ..... | 1.5 | vs. Nevada, 2016 |
| Sacks .....            | 1.5 | vs. Nevada, 2016 |
| PBUs.....              | 1   | Multiple times   |





**#8**  
**Josh**  
**Okonye**  
Graduate  
Cornerback



**#9**  
**Lorenzo**  
**Neal**  
Sophomore  
Defensive Tackle



**#13**  
**Golen**  
**Robinson**  
Senior  
Defensive Tackle

## 2017 GAME-BY-GAME STATS

| Opponent        | U-A-T    | TFL | Sacks | Misc. |
|-----------------|----------|-----|-------|-------|
| Louisville      | 5-4-9    | 1.0 | 0.0   | PBU   |
| Ohio            | 2-2-4    | 0.0 | 0.0   | PBU   |
| at Missouri     | 2-2-4    | 0.0 | 0.0   | PBU   |
| Michigan        | 7-1-8    | 0.0 | 0.0   | PBU   |
| Minnesota       | 1-0-1    | 0.0 | 0.0   | PBU   |
| at Wisconsin    | 5-2-7    | 0.0 | 0.0   | -     |
| at Rutgers      | 4-1-5    | 2.5 | 1.0   | -     |
| Nebraska        | 3-1-4    | 0.0 | 0.0   | PBU   |
| Illinois        | 2-2-4    | 0.0 | 0.0   | 2 PBU |
| at Northwestern | 1-0-1    | 0.0 | 0.0   | -     |
| at Iowa         | 5-0-5    | 1.0 | 0.0   | -     |
| Indiana         | 3-1-4    | 0.0 | 0.0   | PBU   |
| Totals          | 40-16-56 | 4.5 | 1.0   | 9 PBU |

## 2017 GAME-BY-GAME STATS

| Opponent        | U-A-T   | TFL | Sacks | Misc.    |
|-----------------|---------|-----|-------|----------|
| Louisville      | 0-0-0   | 0.0 | 0.0   | -        |
| Ohio            | 1-0-1   | 0.0 | 0.0   | -        |
| at Missouri     | 0-0-0   | 0.0 | 0.0   | -        |
| Michigan        | 3-0-3   | 0.0 | 0.0   | FF       |
| Minnesota       | 3-0-3   | 0.0 | 0.0   | -        |
| at Wisconsin    | 3-0-3   | 3.0 | 0.0   | FF, FR   |
| at Rutgers      | 0-1-1   | 0.5 | 0.0   | -        |
| Nebraska        | 1-0-1   | 0.0 | 0.0   | -        |
| Illinois        | 2-0-2   | 1.0 | 1.0   | -        |
| at Northwestern | 0-0-0   | 0.0 | 0.0   | -        |
| at Iowa         | 0-1-1   | 0.0 | 0.0   | -        |
| Indiana         | 3-1-4   | 0.0 | 0.0   | -        |
| Totals          | 16-3-19 | 4.5 | 1.0   | 2 FF, FR |

## 2017 GAME-BY-GAME STATS

| Opponent        | U-A-T    | TFL  | Sacks | Misc.         |
|-----------------|----------|------|-------|---------------|
| Louisville      | 2-3-5    | 0.0  | 0.0   | -             |
| Ohio            | 1-1-2    | 0.0  | 0.0   | FR, PBU       |
| at Missouri     | 1-0-1    | 0.0  | 0.0   | -             |
| Michigan        | 5-1-6    | 3.0  | 0.0   | -             |
| Minnesota       | 1-3-4    | 0.0  | 0.0   | -             |
| at Wisconsin    | 1-2-3    | 0.0  | 0.0   | -             |
| at Rutgers      | 1-2-3    | 0.0  | 0.0   | -             |
| Nebraska        | 7-2-9    | 5.5  | 2.0   | FF            |
| Illinois        | 0-0-0    | 0.0  | 0.0   | PBU           |
| at Northwestern | 4-0-4    | 1.0  | 0.0   | -             |
| at Iowa         | 3-1-4    | 1.0  | 1.0   | -             |
| Indiana         | 4-3-7    | 1.0  | 1.0   | -             |
| Totals          | 30-18-48 | 11.5 | 4.0   | FR, 2 PBU, FF |

## Career Totals (Purdue)

| Year | U-A-T    | TFL | Sacks | Misc  |
|------|----------|-----|-------|-------|
| 2016 | 40-16-56 | 4.5 | 1.0   | 9 PBU |

## Career Totals

| Year   | U-A-T   | TFL | Sacks | Misc     |
|--------|---------|-----|-------|----------|
| 2016   | 8-3-11  | 3.0 | 1.0   | -        |
| 2017   | 16-3-19 | 4.5 | 1.0   | 2 FF, FR |
| Totals | 24-6-30 | 7.5 | 2.0   | 2 FF, FR |

## Career Totals

| Year   | U-A-T     | TFL  | Sacks | Misc                 |
|--------|-----------|------|-------|----------------------|
| 2014   | 14-6-20   | 4.0  | 2.0   | -                    |
| 2015   | 17-15-32  | 9.0  | 1.5   | FF                   |
| 2016   | 36-25-61  | 8.0  | 5.0   | INT, FF              |
| 2017   | 30-18-48  | 11.5 | 4.0   | FR, 2 PBU, FF        |
| Totals | 97-64-161 | 32.5 | 12.5  | 3 FF, FR, INT, 2 PBU |

## Career Highs (Purdue)

Total Tackles ..... 9 ..... vs. Louisville, 2017  
 Solo Tackles ..... 7 ..... vs. Michigan, 2017  
 Tackles for Loss ..... 2.5 ..... at Rutgers, 2017  
 Sacks ..... 1.0 ..... at Rutgers, 2017  
 PBUs ..... 2 ..... vs. Illinois, 2017

## Career Highs

Total Tackles ..... 6 ..... at Nebraska, 2016  
 Solo Tackles ..... 5 ..... at Nebraska, 2016  
 Tackles for Loss ..... 3.0 ..... Twice  
 Sacks ..... 1.0 ..... Twice  
 PBUs ..... 2 ..... vs. Illinois, 2017

## Career Highs

Total Tackles ..... 9 ..... vs. Nebraska, 2017  
 Solo Tackles ..... 7 ..... vs. Nebraska, 2017  
 Tackles for Loss ..... 5.5 ..... vs. Nebraska, 2017  
 Sacks ..... 2.0 ..... vs. Nebraska, 2017  
 PBUs ..... 1 ..... vs. Nebraska, 2017



**#21**  
**Markus**  
**Bailey**  
Sophomore  
Linebacker



**#27**  
**Navon**  
**Mosley**  
Sophomore  
Safety



**#36**  
**Danny**  
**Ezechukwu**  
5th-Year  
Defensive End

## 2017 GAME-BY-GAME STATS

| Opponent        | U-A-T    | TFL  | Sacks | Misc.              |
|-----------------|----------|------|-------|--------------------|
| Louisville      | 1-3-4    | 0.0  | 0.0   | FR                 |
| Ohio            | 6-1-7    | 0.0  | 0.0   | FF                 |
| at Missouri     | 2-2-4    | 0.0  | 0.0   | INT                |
| Michigan        | 6-3-9    | 2.0  | 2.0   | -                  |
| Minnesota       | 6-1-7    | 0.0  | 0.0   | -                  |
| at Wisconsin    | 10-0-10  | 2.0  | 1.0   | -                  |
| at Rutgers      | 4-4-8    | 0.5  | 0.0   | -                  |
| Nebraska        | 3-2-5    | 1.0  | 1.0   | PBU                |
| Illinois        | 3-1-4    | 1.5  | 1.0   | -                  |
| at Northwestern | 3-2-5    | 0.5  | 0.0   | PBU                |
| at Iowa         | 4-0-4    | 1.0  | 1.0   | -                  |
| Indiana         | 9-2-11   | 1.5  | 1.0   | -                  |
| Totals          | 57-21-78 | 10.0 | 7.0   | FF, FR, INT, 2 PBU |

## 2017 GAME-BY-GAME STATS

| Opponent        | U-A-T    | TFL | Sacks | Misc.           |
|-----------------|----------|-----|-------|-----------------|
| Louisville      | 6-1-7    | 0.0 | 0.0   | -               |
| Ohio            | 1-1-2    | 0.0 | 0.0   | -               |
| at Missouri     | 1-2-3    | 0.0 | 0.0   | -               |
| Michigan        | 3-1-4    | 0.0 | 0.0   | INT             |
| Minnesota       | 3-2-5    | 0.5 | 0.0   | 2 PBU, FR       |
| at Wisconsin    | 4-1-5    | 0.0 | 0.0   | -               |
| at Rutgers      | 2-3-5    | 0.0 | 0.0   | -               |
| Nebraska        | 2-1-3    | 0.0 | 0.0   | -               |
| Illinois        | 2-1-3    | 0.0 | 0.0   | -               |
| at Northwestern | 6-5-11   | 0.5 | 0.0   | PBU             |
| at Iowa         | 3-0-3    | 0.0 | 0.0   | INT             |
| Indiana         | 5-1-6    | 0.0 | 0.0   | -               |
| Totals          | 38-19-57 | 1.0 | 0.0   | 2 INT, FR 3 PBU |

## 2017 GAME-BY-GAME STATS

| Opponent        | U-A-T    | TFL | Sacks | Misc.              |
|-----------------|----------|-----|-------|--------------------|
| Louisville      | 3-1-4    | 0.0 | 0.0   | FR, PBU            |
| Ohio            | 4-2-6    | 2.0 | 1.0   | FR                 |
| at Missouri     | 1-0-1    | 1.0 | 0.0   | -                  |
| Michigan        | 3-1-4    | 1.0 | 1.0   | FR                 |
| Minnesota       | 3-0-3    | 0.0 | 0.0   | FF                 |
| at Wisconsin    | 2-2-4    | 0.0 | 0.0   | INT                |
| at Rutgers      | 0-0-0    | 0.0 | 0.0   | -                  |
| Nebraska        | 2-1-3    | 0.0 | 0.0   | -                  |
| Illinois        | 3-1-4    | 2.0 | 2.0   | -                  |
| at Northwestern | 2-0-2    | 0.0 | 0.0   | -                  |
| at Iowa         | 1-3-4    | 0.0 | 0.0   | -                  |
| Indiana         | 7-3-10   | 1.0 | 1.0   | -                  |
| Totals          | 31-14-45 | 7.0 | 5.0   | 3 FR, PBU, FF, INT |

## Career Totals

| Year   | U-A-T      | TFL  | Sacks | Misc.                |
|--------|------------|------|-------|----------------------|
| 2015   | 9-3-12     | 0.0  | 0.0   | PBU                  |
| 2016   | 61-36-97   | 6.0  | 0.0   | 4 INT, 2 PBU         |
| 2017   | 57-21-78   | 10.0 | 7.0   | FF, FR, INT, 2 PBU   |
| Totals | 127-60-187 | 16.0 | 7.0   | 5 INT, 5 PBU, FF, FR |

## Career Totals

| Year   | U-A-T     | TFL | Sacks | Misc.            |
|--------|-----------|-----|-------|------------------|
| 2016   | 35-14-49  | 0.0 | 0.0   | PBU              |
| 2017   | 38-19-57  | 1.0 | 0.0   | 3 PBU, 2 INT, FR |
| Totals | 73-33-106 | 1.0 | 0.0   | 4 PBU, 2 INT, FR |

## Career Totals

| Year   | U-A-T      | TFL  | Sacks | Misc.                        |
|--------|------------|------|-------|------------------------------|
| 2014   | 27-16-43   | 3.0  | 1.5   | PBU, INT, FF                 |
| 2015   | 40-39-79   | 2.0  | 1.0   | FR, TD, FF, 2 PBU, INT       |
| 2016   | 30-22-52   | 1.5  | 0.0   | -                            |
| 2017   | 31-14-45   | 7.0  | 5.0   | 3 FR, PBU, FF, INT           |
| Totals | 128-91-219 | 13.5 | 7.5   | 4 FR, TD, 3 FF, 3 INT, 4 PBU |

## Career Highs

|                       |     |                        |
|-----------------------|-----|------------------------|
| Total Tackles.....    | 12  | Twice                  |
| Solo Tackles.....     | 10  | at Wisconsin, 2017     |
| Tackles for Loss..... | 2.5 | vs. Northwestern, 2016 |
| Sacks.....            | 2.0 | vs. Michigan, 2017     |
| PBUs.....             | 1   | Multiple times         |

## Career Highs

|                       |     |                     |
|-----------------------|-----|---------------------|
| Total Tackles.....    | 13  | at Illinois, 2016   |
| Solo Tackles.....     | 8   | at Illinois, 2016   |
| Tackles for Loss..... | 0.5 | Twice               |
| Sacks.....            | -   |                     |
| PBUs.....             | 2   | vs. Minnesota, 2017 |

## Career Highs

|                       |     |                     |
|-----------------------|-----|---------------------|
| Total Tackles.....    | 12  | at Nebraska, 2014   |
| Solo Tackles.....     | 8   | vs. Minnesota, 2015 |
| Tackles for Loss..... | 2.0 | Twice               |
| Sacks.....            | 2.0 | vs. Illinois, 2017  |
| PBUs.....             | 1   | Multiple times      |



**#41**  
**Jacob**  
**Thieneman**  
Junior  
Safety



**#45**  
**Austin**  
**Larkin**  
Senior  
Defensive End



**#55**  
**Derrick**  
**Barnes**  
Freshman  
Linebacker

## 2017 GAME-BY-GAME STATS

| Opponent        | U-A-T    | TFL | Sacks | Misc.          |
|-----------------|----------|-----|-------|----------------|
| Louisville      | 5-2-7    | 0.0 | 0.0   | FR             |
| Ohio            | 4-4-8    | 0.0 | 0.0   | -              |
| at Missouri     | 4-1-5    | 1.0 | 0.0   | -              |
| Michigan        | 3-1-4    | 1.0 | 1.0   | -              |
| Minnesota       | 2-2-4    | 0.0 | 0.0   | -              |
| at Wisconsin    | 4-1-5    | 1.0 | 0.0   | -              |
| at Rutgers      | 2-4-6    | 0.5 | 0.0   | PBU            |
| Nebraska        | 1-6-7    | 0.0 | 0.0   | -              |
| Illinois        | 4-0-4    | 1.0 | 1.0   | INT            |
| at Northwestern | 6-2-8    | 0.0 | 0.0   | -              |
| at Iowa         | 8-4-12   | 0.5 | 0.0   | PBU            |
| Indiana         | 4-0-4    | 0.0 | 0.0   | -              |
| Totals          | 47-27-74 | 5.0 | 2.0   | FR, 2 PBU, INT |

## 2017 GAME-BY-GAME STATS

| Opponent        | U-A-T    | TFL | Sacks | Misc. |
|-----------------|----------|-----|-------|-------|
| Louisville      | 1-2-3    | 0.0 | 0.0   | -     |
| Ohio            | 2-0-2    | 0.0 | 0.0   | FF    |
| at Missouri     | 1-0-1    | 0.0 | 0.0   | -     |
| Michigan        | 0-0-0    | 0.0 | 0.0   | -     |
| Minnesota       | 0-0-0    | 0.0 | 0.0   | -     |
| at Wisconsin    | 1-0-1    | 0.0 | 0.0   | -     |
| at Rutgers      | 1-0-1    | 0.0 | 0.0   | -     |
| Nebraska        | 1-1-2    | 0.0 | 0.0   | -     |
| Illinois        | 0-0-0    | 0.0 | 0.0   | -     |
| at Northwestern | 3-3-6    | 1.0 | 0.0   | -     |
| at Iowa         | 0-4-4    | 0.0 | 0.0   | -     |
| Indiana         | 1-1-2    | 0.0 | 0.0   | -     |
| Totals          | 11-11-22 | 1.0 | 0.0   | FF    |

## 2017 GAME-BY-GAME STATS

| Opponent        | U-A-T   | TFL | Sacks | Misc. |
|-----------------|---------|-----|-------|-------|
| Louisville      | DNP     |     |       |       |
| Ohio            | 1-0-1   | 0.0 | 0.0   | -     |
| at Missouri     | 3-2-5   | 0.0 | 0.0   | -     |
| Michigan        | 2-1-3   | 0.0 | 0.0   | -     |
| Minnesota       | 0-0-0   | 0.0 | 0.0   | -     |
| at Wisconsin    | 0-0-0   | 0.0 | 0.0   | -     |
| at Rutgers      | 2-1-3   | 0.5 | 0.0   | -     |
| Nebraska        | 1-1-2   | 0.0 | 0.0   | -     |
| Illinois        | 1-0-1   | 0.0 | 0.0   | FF    |
| at Northwestern | 0-0-0   | 0.0 | 0.0   | -     |
| at Iowa         | 0-1-1   | 0.0 | 0.0   | -     |
| Indiana         | 1-0-1   | 0.0 | 0.0   | -     |
| Totals          | 11-6-17 | 0.5 | 0.0   | -     |

## Career Totals

| Year   | U-A-T    | TFL | Sacks | Misc.            |
|--------|----------|-----|-------|------------------|
| 2016   | 12-4-16  | 1.0 | 0.0   | INT, PBU         |
| 2017   | 47-27-74 | 5.0 | 2.0   | FR, 2 PBU, INT   |
| Totals | 59-31-90 | 6.0 | 2.0   | 2 INT, 3 PBU, FR |

## Career Totals

| Year   | U-A-T    | TFL | Sacks | Misc. |
|--------|----------|-----|-------|-------|
| 2016   | 10-8-18  | 3.5 | 2.5   | -     |
| 2017   | 11-11-22 | 1.0 | 0.0   | FF    |
| Totals | 21-19-40 | 4.5 | 2.5   | FF    |

## Career Totals

| Year | U-A-T   | TFL | Sacks | Misc. |
|------|---------|-----|-------|-------|
| 2017 | 11-6-17 | 0.5 | 0.0   | FF    |

## Career Highs

Total Tackles ..... 12 ..... at Iowa, 2017  
Solo Tackles ..... 8 ..... at Iowa, 2017  
Tackles for Loss ..... 1.0 ..... Multiple times  
Sacks ..... 1.0 ..... Twice  
PBUs ..... 1 ..... Multiple times

## Career Highs

Total Tackles ..... 6 ..... Twice  
Solo Tackles ..... 3 ..... at Northwestern, 2017  
Tackles for Loss ..... 1.0 ..... Multiple times  
Sacks ..... 1.0 ..... Twice  
PBUs ..... -

## Career Highs

Total Tackles ..... 5 ..... at Missouri, 2017  
Solo Tackles ..... 3 ..... at Missouri, 2017  
Tackles for Loss ..... 0.5 ..... at Rutgers, 2017  
Sacks ..... -  
PBUs ..... -



## PURDUE BOWL RECORDS

## TEAM

## Rushing

|                       |   |
|-----------------------|---|
| Most Attempts .....   | 58; 1978 Peach vs. Georgia Tech                     |
| Fewest Attempts ..... | 13; 2006 Champs Sports vs. Maryland                 |
| Most Yards .....      | 265; 2011 Little Caesars Pizza vs. Western Michigan |
| Fewest Yards .....    | 5; 1998 Alamo vs. Kansas State                      |
| Best Average .....    | 7.5 (20-150); 2000 Outback vs. Georgia              |
| Most Touchdowns ..... | 4; 1978 Peach vs. Georgia Tech                      |

## Passing

|                          |   |
|--------------------------|---|
| Most Attempts .....      | 75; 2001 Sun vs. Washington State         |
| Fewest Attempts .....    | 18; 1967 Rose vs. USC                     |
| Most Completions .....   | 38; 2001 Sun vs. Washington State         |
| Fewest Completions ..... | 10; 1967 Rose vs. USC                     |
| Most Yards .....         | 546; 2007 Motor City vs. Central Michigan |
| Fewest Yards .....       | 139; 1967 Rose vs. USC                    |
| Most Interceptions ..... | 4; 2001 Sun vs. Washington State          |
| Most Touchdowns .....    | 4; 1980 Liberty vs. Missouri;             |
| .....                    | 2000 Outback vs. Georgia                  |
| Highest Percentage ..... | .786 (22-28); 1980 Liberty vs. Missouri   |
| Lowest Percentage .....  | .444 (12-27); 1978 Peach vs. Georgia Tech |

## Total Offense

|                          |  |
|--------------------------|--|
| Most Plays .....         | 107; 2001 Sun vs. Washington State                 |
| Most Yards .....         | 587; 2007 Motor City vs. Central Michigan          |
| Fewest Yards .....       | 235; 1998 Alamo vs. Kansas State                   |
| Best Average .....       | 7.2 (81-587); 2007 Motor City vs. Central Michigan |
| Most First Downs .....   | 31; 1979 Bluebonnet vs. Tennessee                  |
| Fewest First Downs ..... | 11; 1967 Rose vs. USC                              |

## Scoring

|                                 |   |
|---------------------------------|---|
| Most Points .....               | 51; 2007 Motor City vs. Central Michigan            |
| Fewest Points .....             | 7; 2006 Champs Sports vs. Maryland                  |
| Most Touchdowns .....           | 6; 1978 Peach vs. Georgia Tech                      |
| .....                           | 2007 Motor City vs. Central Michigan                |
| Largest Margin of Victory ..... | 20 (41-21); 1978 Peach vs. Georgia Tech             |
| Largest Margin of Defeat .....  | 44 (14-58); 2013 Heart of Dallas vs. Oklahoma State |
| Most Points in a Loss .....     | 27; 2002 Sun vs. Washington State;                  |
| .....                           | 2004 Capital One vs. Georgia                        |
| Fewest Points in a Win .....    | 14; 1967 Rose vs. USC                               |
| Most Points in a Quarter .....  | 21 (first); 1978 Peach vs. Georgia Tech             |
| .....                           | 21 (first); 2007 Motor City vs. Central Michigan    |
| Most Points in a Half .....     | 34 (first); 1978 Peach vs. Georgia Tech             |
| .....                           | 34 (first); 2007 Motor City vs. Central Michigan    |

## Turnovers

|                         |  |
|-------------------------|--|
| Most Fumbles .....      | 7; 2011 Little Caesars Pizza vs. Western Michigan  |
| Most Fumbles Lost ..... | 4; 2011 Little Caesars Pizza vs. Western Michigan  |
| Fewest Fumbles .....    | 1; six times, last 2006 Champs Sports vs. Maryland |
| Most Turnovers .....    | 5; 2001 Sun vs. Washington State                   |
| .....                   | 2013 Heart of Dallas vs. Oklahoma State            |

## Interceptions

|                               |  |
|-------------------------------|--|
| Most Passes Intercepted ..... | 4; 1998 Alamo vs. Kansas State                 |
| .....                         | 2011 Little Caesars Pizza vs. Western Michigan |
| Most Return Yards .....       | 57; 1997 Alamo vs. Oklahoma State              |

## Punting

|                    |  |
|--------------------|--|
| Most Punts .....   | 9; 2004 Capital One vs. Georgia          |
| Best Average ..... | 48.9 (8-391); 2004 Sun vs. Arizona State |

## Penalties

|                              |                               |
|------------------------------|-------------------------------|
| Most Penalties .....         | 14; 2000 Outback vs. Georgia  |
| Fewest Penalties .....       | 2; 1967 Rose vs. USC          |
| Most Yards Penalized .....   | 153; 2000 Outback vs. Georgia |
| Fewest Yards Penalized ..... | 10; 1967 Rose vs. USC         |

## INDIVIDUAL

## Rushing

|                       |   |
|-----------------------|---|
| Most Attempts .....   | 23; Joey Harris, 2002 Sun vs. Washington                            |
| Most Yards .....      | 149; Akeem Shavers, 2011 Little Caesars Pizza vs. Western Michigan  |
| Best Average .....    | 7.7 (14-108); Akeem Shavers, 2013 Heart of Dalls vs. Oklahoma State |
| Most Touchdowns ..... | 2; Perry Williams, 1967 Rose vs. USC;                               |
| .....                 | Wally Jones, 1978 Peach vs. Georgia Tech;                           |
| .....                 | Kyle Orton, 2004 Capital One vs. Georgia                            |
| .....                 | Kory Sheets, 2007 Motor City vs. Central Michigan                   |
| Longest Rush .....    | 46; Joey Harris, 2002 Sun vs. Washington                            |

## Passing

|                          |   |
|--------------------------|---|
| Most Attempts .....      | 74; Kyle Orton, 2001 Sun vs. Washington State             |
| Most Completions .....   | 38; Kyle Orton, 2001 Sun vs. Washington State             |
| Best Percentage .....    | .786 (22-28); Mark Herrmann, 1980 Liberty vs. Missouri    |
| Most Yards .....         | 546; Curtis Painter, 2007 Motor City vs. Central Michigan |
| Most Touchdowns .....    | 4; Mark Herrmann, 1980 Liberty vs. Missouri;              |
| .....                    | Drew Brees, 2000 Outback vs. Georgia                      |
| Most Interceptions ..... | 4; Kyle Orton, 2001 Sun vs. Washington State              |
| Longest Pass .....       | 80; Kyle Orton, 2004 Sun vs. Arizona State                |

## Receiving

|                         |   |
|-------------------------|---|
| Most Receptions .....   | 12; Chris Daniels, 2000 Outback vs. Georgia;            |
| .....                   | John Standeford, 2001 Sun vs. Washington State;         |
| .....                   | Tim Stratton, 2001 Sun vs. Washington State             |
| Most Yards .....        | 196; Taylor Stubblefield, 2001 Sun vs. Washington State |
| Most Touchdowns .....   | 2; six times, last Taylor Stubblefield,                 |
| .....                   | 2001 Sun vs. Washington State                           |
| Longest Reception ..... | 80; Brian Hare, 2004 Sun vs. Arizona State              |

## Total Offense

|                  |   |
|------------------|---|
| Most Yards ..... | 540; Curtis Painter, 2007 Motor City vs. Central Michigan |
|------------------|---|

## Scoring

|                              |  |
|------------------------------|--|
| Most Points .....            | 15; Chris Summers, 2007 Motor City vs. Central Michigan      |
| Most Touchdowns .....        | 2; nine times, last Kory Sheets,                             |
| .....                        | 2007 Motor City vs. Central Michigan                         |
| Longest Touchdown Play ..... | 80; Brian Hare from Kyle Orton,                              |
| .....                        | 2004 Sun vs. Arizona State                                   |
| Most Field Goals .....       | 3; Travis Dorsch, 1998 Alamo vs. Kansas State                |
| .....                        | Chris Summers, 2007 Motor City vs. Central Michigan          |
| .....                        | Carson Wiggs, 2011 Little Caesars Pizza vs. Western Michigan |
| Longest Field Goal .....     | 51; Travis Dorsch, 2001 Sun vs. Washington State             |
| Most PAT's .....             | 6; Chris Summers, 2007 Motor City vs. Central Michigan       |

## Interceptions

|                          |   |
|--------------------------|---|
| Most Interceptions ..... | 2; Marcus McKinnie, 1979 Bluebonnet vs. Tennessee             |
| .....                    | Gerald Gooden, 2011 Little Caesars Pizza vs. Western Michigan |
| Most Pass Breakups ..... | 3; Deaunte Ferrell, 2001 Sun vs. Washington State;            |
| .....                    | Antwaun Rogers, 2001 Sun vs. Washington State                 |
| .....                    | Joe Holland, 2011 Little Caesars Pizza vs. Western Michigan   |
| Most Return Yards .....  | 59; Billy Gustin, 1998 Alamo vs. Kansas State                 |
| Longest Return .....     | 36; Adrian Beasley, 1997 Alamo vs. Oklahoma State             |

## Punt Returns

|                         |   |
|-------------------------|---|
| Most Returns .....      | 5; Anthony Chambers, 2004 Capital One vs. Georgia   |
| Most Return Yards ..... | 53; Anthony Chambers, 2004 Capital One vs. Georgia  |
| Best Average .....      | 10.6 (5-53); Anthony Chambers,                      |
| .....                   | 2004 Capital One vs. Georgia                        |
| Longest Return .....    | 23; Vinny Sutherland, 1997 Alamo vs. Oklahoma State |

## Kickoff Returns

|                             |   |
|-----------------------------|---|
| Most Returns .....          | 5; Jerome Brooks, 2004 Capital One vs. Georgia            |
| Most Return Yards .....     | 137; Jerome Brooks, 2004 Capital One vs. Georgia          |
| Best Average (min. 4) ..... | 27.4 (5-137); Jerome Brooks, 2004 Capital One vs. Georgia |
| Longest Return .....        | 51; Vinny Sutherland, 2001 Rose vs. Washington;           |
| .....                       | Anthony Chambers, 2002 Sun vs. Washington                 |

## Punting

|                    |   |
|--------------------|---|
| Most Punts .....   | 9; Brent Slaton, 2004 Capital One vs. Georgia         |
| Best Average ..... | 48.9 (8-391); Dave Brytus, 2004 Sun vs. Arizona State |
| Longest Punt ..... | 60; Travis Dorsch, 2001 Sun vs. Washington State      |

# OPPONENT BOWL RECORDS

## TEAM

### Rushing

Most Attempts ..... 64; Virginia, 1984 Peach  
 Fewest Attempts ..... 23; Western Michigan, 2011 Little Caesars Pizza  
 Most Yards ..... 288; Virginia, 1984 Peach  
 Fewest Yards ..... 12; Georgia Tech, 1978 Peach  
 Best Average ..... 5.2 (37-194); Oklahoma State, 1997 Alamo  
 ..... 41-213; Oklahoma State, 2013 Heart of Dallas  
 Most Touchdowns ..... 3; Washington, 2001 Rose

### Passing

Most Attempts ..... 58; Western Michigan, 2011 Little Caesars Pizza  
 Fewest Attempts ..... 17; USC, 1967 Rose;  
 ..... Virginia, 1984 Peach  
 Most Completions ..... 31; Western Michigan, 2011 Little Caesars Pizza  
 Fewest Completions ..... 8; Virginia, 1984 Peach  
 Most Yards ..... 439; Western Michigan, 2011 Little Caesars Pizza  
 Fewest Yards ..... 118; Virginia, 1984 Peach  
 Most Interceptions ..... 4; Kansas State, 1998 Alamo  
 ..... Western Michigan, 2011 Little Caesars Pizza  
 Most Touchdowns ..... 5; Oklahoma State, 2013 Heart of Dallas  
 Highest Percentage ..... 750 (18-24); Washington, 2001 Rose  
 Lowest Percentage ..... 366 (15-41); Washington State, 2001 Sun

### Total Offense

Most Plays ..... 85; Arizona State, 2004 Sun  
 Most Yards ..... 528; Arizona State, 2004 Sun  
 Fewest Yards ..... 180; Georgia Tech, 1978 Peach  
 Best Average ..... 7.0 (75-524); Oklahoma State, 2013 Heart of Dallas  
 Most First Downs ..... 30; Western Michigan, 2011 Little Caesars Pizza  
 Fewest First Downs ..... 12; Kansas State, 1998 Alamo

### Scoring

Most Points ..... 58; Oklahoma State, 2013 Heart of Dallas  
 Fewest Points ..... 13; USC, 1967 Rose Bowl  
 Most Touchdowns ..... 7; Oklahoma State, 2013 Heart of Dallas  
 Largest Margin of Victory ..... 44 (58-14); Oklahoma State, 2013 Heart of Dallas  
 Largest Margin of Defeat ..... 20 (21-41); Georgia Tech, 1978 Peach  
 Most Points in a Loss ..... 48; Central Michigan, 2007 Motor City  
 Fewest Points in a Win ..... 27; Virginia, 1984 Peach  
 Most Points in a Quarter ..... 28 (third); Central Michigan, 2007 Motor City  
 Most Points in a Half ..... 35 (second); Central Michigan, 2007 Motor City

### Turnovers

Most Fumbles ..... 4; Washington, 2002 Sun  
 Most Fumbles Lost ..... 3; Kansas State, 1998 Alamo  
 ..... Western Michigan, 2011 Little Caesars Pizza  
 Fewest Fumbles ..... 0; Central Michigan, 2007 Motor City  
 Most Turnovers ..... 7; Kansas State, 1998 Alamo  
 ..... Western Michigan, 2011 Little Caesars Pizza

### Interceptions

Most Passes Intercepted ..... 4; Washington State, 2001 Sun  
 Most Return Yards ..... 74; Washington State, 2001 Sun

### Punting

Most Punts ..... 8; Central Michigan, 2007 Motor City  
 Best Average ..... 52.7 (3-158); Oklahoma State, 2013 Heart of Dallas

### Penalties

Most Penalties ..... 14; Kansas State, 1998 Alamo  
 Fewest Penalties ..... 1; Missouri, 1980 Liberty  
 Most Yards Penalized ..... 125; Kansas State, 1998 Alamo  
 Fewest Yards Penalized ..... 5; Missouri, 1980 Liberty

## INDIVIDUAL

### Rushing

Most Attempts ..... 33; Dan LeFevour, Central Michigan, 2007 Motor City  
 Most Yards ..... 125; Rudy Burgess, Arizona State, 2004 Sun  
 Best Average ..... 7.8 (10-78); Rich Alexis, Washington, 2001 Rose  
 Most Touchdowns ..... 2; Dan LeFevour, Central Michigan, 2007 Motor City  
 Longest Rush ..... 74; Terrence Edwards, Georgia, 2000 Outback

### Passing

Most Attempts ..... 57; Alex Carder, Western Michigan, 2011 Little Caesars Pizza  
 Most Completions ..... 31; Alex Carder, Western Michigan, 2011 Little Caesars Pizza  
 Best Percentage ..... 773 (17-22); Clint Chelf, Oklahoma State, 2013 Heart of Dallas  
 Most Yards ..... 439; Alex Carder, Western Michigan, 2011 Little Caesars Pizza  
 Most Touchdowns ..... 4; Dan LeFevour, Central Michigan, 2007 Motor City  
 Most Interceptions ..... 4; Michael Bishop, Kansas State, 1998 Alamo  
 ..... Alex Carder, Western Michigan, 2011 Little Caesars Pizza  
 Longest Pass ..... 88 yards; Darnell McDonald from Michael Bishop,  
 ..... Kansas State, 1998 Alamo

### Receiving

Most Receptions ..... 13; Jordan White, Western Michigan, 2011 Little Caesars Pizza  
 Most Yards ..... 265; Jordan White, Western Michigan, 2011 Little Caesars Pizza  
 Most Touchdowns ..... 3; Bryan Anderson, Central Michigan, 2007 Motor City  
 Longest Reception ..... 88; Darnell McDonald, Kansas State, 1998 Alamo

### Total Offense

Most Yards ..... 456; Alex Carder, Western Michigan, 2011 Little Caesars Pizza

### Scoring

Most Points ..... 18; Bryan Anderson, Central Michigan, 2007 Motor City  
 Most Touchdowns ..... 3; Bryan Anderson, Central Michigan, 2007 Motor City  
 Longest Touchdown Play ..... 88; Darnell McDonald from Michael Bishop,  
 ..... Kansas State, 1998 Alamo  
 Most Field Goals ..... 4; Drew Dunning, Washington State, 2001 Sun  
 Longest Field Goal ..... 47; John Anderson, Washington, 2001 Rose;  
 ..... Drew Dunning, Washington State, 2001 Sun  
 Most PAT's ..... 7; Quinn Sharp, Oklahoma State, 2013 Heart of Dallas

### Interceptions

Most Interceptions ..... 2; three times, last Lamont Thompson,  
 ..... Washington State, 2001 Sun  
 Most Pass Breakups ..... 5; Dyshod Carter; Kansas State, 1998 Alamo;  
 ..... Lamont Thompson, Washington State, 2001 Sun  
 Most Return Yards ..... 73; Jason David, Washington State, 2001 Sun  
 Longest Return ..... 49; Jamie Henderson, Georgia, 2000 Outback

### Punt Returns

Most Returns ..... 5; Erik Coleman, Washington State, 2001 Sun  
 Most Return Yards ..... 67; David Allen, Kansas State, 1998 Alamo  
 Best Average ..... 22.3 (3-67); David Allen, Kansas State, 1998 Alamo  
 Longest Return ..... 32; David Allen, Kansas State, 1998 Alamo

### Kickoff Returns

Most Returns ..... 5; Frank Murphy, Kansas State, 1998 Alamo  
 ..... Antonio Brown, Central Michigan, 2007 Motor City  
 Most Return Yards ..... 124; Ron Fellows, Missouri, 1980 Liberty  
 Best Average ..... 41.3 (3-124); Ron Fellows, Missouri, 1980 Liberty  
 Longest Return ..... 92; Ron Fellows, Missouri, 1980 Liberty

### Punting

Most Punts ..... 8; Tony Mikulec, Central Michigan, 2007 Motor City  
 Best Average ..... 52.7 (3-158); Quinn Sharp, Oklahoma State, 2013 Heart of Dallas  
 Longest Punt ..... 65; Quinn Sharp, Oklahoma State, 2013 Heart of Dallas

## BOWL GAME TEAM HIGHS

## PURDUE

## Points

|    |                           |
|----|---------------------------|
| 51 | 2007 Motor City           |
| 41 | 1978 Peach                |
| 37 | 1998 Alamo                |
| 37 | 2011 Little Caesars Pizza |
| 34 | 2002 Sun                  |

## First Downs

|    |                 |
|----|-----------------|
| 31 | 1979 Bluebonnet |
| 30 | 2000 Outback    |
| 28 | 2001 Sun        |
| 28 | 2007 Motor City |
| 24 | 1978 Peach      |
| 24 | 2002 Sun        |

## Rushing Attempts

|    |                           |
|----|---------------------------|
| 58 | 1978 Peach                |
| 56 | 2011 Little Caesars Pizza |
| 53 | 1979 Bluebonnet           |
| 41 | 1980 Liberty              |
| 40 | 2002 Sun                  |

## Rushing Yards

|     |                           |
|-----|---------------------------|
| 265 | 2011 Little Caesars Pizza |
| 180 | 1979 Bluebonnet           |
| 175 | 2013 Heart of Dallas      |
| 157 | 1978 Peach                |
| 150 | 2000 Outback              |

## Passing Attempts

|    |                 |
|----|-----------------|
| 75 | 2001 Sun        |
| 60 | 2000 Outback    |
| 54 | 2007 Motor City |
| 53 | 1998 Alamo      |
| 47 | 2004 Sun        |

## Passing Completions

|    |                 |
|----|-----------------|
| 38 | 2001 Sun        |
| 36 | 2000 Outback    |
| 35 | 2007 Motor City |
| 25 | 1998 Alamo      |
| 25 | 2002 Sun        |

## Passing Yards

|     |                 |
|-----|-----------------|
| 546 | 2007 Motor City |
| 419 | 2001 Sun        |
| 378 | 2000 Outback    |
| 325 | 1997 Alamo      |
| 303 | 1979 Bluebonnet |

## Passes Had Intercepted

|   |                      |
|---|----------------------|
| 4 | 2001 Sun             |
| 3 | 1984 Peach           |
| 3 | 1997 Alamo           |
| 3 | 1998 Alamo           |
| 2 | 1978 Peach           |
| 2 | 2007 Motor City      |
| 2 | 2013 Heart of Dallas |

## Total Plays

|     |                 |
|-----|-----------------|
| 107 | 2001 Sun        |
| 92  | 1979 Bluebonnet |
| 89  | 2000 Outback    |
| 85  | 1978 Peach      |
| 81  | 2007 Motor City |

## Total Yards

|     |                 |
|-----|-----------------|
| 587 | 2007 Motor City |
| 528 | 2000 Outback    |
| 483 | 1979 Bluebonnet |
| 474 | 2001 Sun        |
| 454 | 1997 Alamo      |

## Fumbles Lost

|   |                                   |
|---|-----------------------------------|
| 3 | 2013 Heart of Dallas              |
| 2 | 2004 Sun                          |
| 1 | 12 times, last<br>2007 Motor City |

## Turnovers

|   |                           |
|---|---------------------------|
| 5 | 2001 Sun                  |
| 5 | 2013 Heart of Dallas      |
| 4 | 1984 Peach                |
| 4 | 1998 Alamo                |
| 4 | 2011 Little Caesars Pizza |

## Sacks By

|     |                  |
|-----|------------------|
| 6.0 | 2007 Motor City  |
| 5.0 | 1998 Alamo       |
| 4.0 | 1997 Alamo       |
| 3.0 | 1978 Peach       |
| 3.0 | 2004 Capital One |
| 3.0 | 2004 Sun         |

## Punts

|   |                    |
|---|--------------------|
| 9 | 2004 Capital One   |
| 8 | 2004 Sun           |
| 7 | 1979 Bluebonnet    |
| 7 | 1998 Alamo         |
| 6 | 1980 Liberty       |
| 6 | 2001 Sun           |
| 6 | 2006 Champs Sports |

## Return Yards (PR+KOR)

|     |                           |
|-----|---------------------------|
| 216 | 2004 Capital One          |
| 182 | 2007 Motor City           |
| 160 | 2013 Heart of Dallas      |
| 136 | 2001 Rose                 |
| 136 | 2011 Little Caesars Pizza |

## OPPONENT

## Points

|    |                      |
|----|----------------------|
| 58 | 2013 Heart of Dallas |
| 48 | 2007 Motor City      |
| 34 | 1998 Alamo           |
| 34 | 2001 Rose            |
| 34 | 2004 Capital One     |

## First Downs

|    |                           |
|----|---------------------------|
| 30 | 2011 Little Caesars Pizza |
| 28 | 2013 Heart of Dallas      |
| 26 | 2004 Sun                  |
| 24 | 1984 Peach                |
| 24 | 1997 Alamo                |

## Rushing Attempts

|    |                    |
|----|--------------------|
| 64 | 1984 Peach         |
| 52 | 2001 Rose          |
| 50 | 2006 Champs Sports |
| 48 | 1967 Rose          |
| 47 | 2004 Capital One   |

## Rushing Yards

|     |                      |
|-----|----------------------|
| 288 | 1984 Peach           |
| 268 | 2001 Rose            |
| 213 | 2013 Heart of Dallas |
| 206 | 2006 Champs Sports   |
| 194 | 1997 Alamo           |

## Passing Attempts

|    |                           |
|----|---------------------------|
| 58 | 2011 Little Caesars Pizza |
| 54 | 2002 Sun                  |
| 45 | 2004 Sun                  |
| 41 | 2001 Sun                  |
| 38 | 1978 Peach                |

## Passing Completions

|    |                           |
|----|---------------------------|
| 31 | 2011 Little Caesars Pizza |
| 27 | 2004 Capital One          |
| 25 | 2002 Sun                  |
| 25 | 2004 Sun                  |
| 25 | 2013 Heart of Dallas      |

## Passing Yards

|     |                           |
|-----|---------------------------|
| 439 | 2011 Little Caesars Pizza |
| 370 | 2004 Sun                  |
| 327 | 2004 Capital One          |
| 311 | 2013 Heart of Dallas      |
| 292 | 2007 Motor City           |

## Passes Had Intercepted

|   |                           |
|---|---------------------------|
| 4 | 1998 Alamo                |
| 4 | 2011 Little Caesars Pizza |
| 3 | 1979 Bluebonnet           |
| 3 | 1997 Alamo                |
| 3 | 2001 Sun                  |
| 2 | 1978 Peach                |

## Total Plays

|    |                           |
|----|---------------------------|
| 85 | 2004 Sun                  |
| 84 | 2004 Capital One          |
| 84 | 2011 Little Caesars Pizza |
| 81 | 1984 Peach                |
| 79 | 2007 Motor City           |

## Total Yards

|     |                           |
|-----|---------------------------|
| 528 | 2004 Sun                  |
| 524 | 2013 Heart of Dallas      |
| 485 | 2011 Little Caesars Pizza |
| 440 | 2004 Capital One          |
| 435 | 2007 Motor City           |

## Fumbles Lost

|   |                           |
|---|---------------------------|
| 3 | 1998 Alamo                |
| 3 | 2011 Little Caesars Pizza |
| 2 | 1967 Rose                 |
| 2 | 1978 Peach                |
| 2 | 1979 Bluebonnet           |
| 2 | 2000 Outback              |

## Turnovers

|   |                           |
|---|---------------------------|
| 7 | 1998 Alamo                |
| 7 | 2011 Little Caesars Pizza |
| 5 | 1979 Bluebonnet           |
| 4 | 1978 Peach                |
| 4 | 1997 Alamo                |
| 4 | 2001 Sun                  |

## Sacks By

|     |                      |
|-----|----------------------|
| 5.0 | 2001 Sun             |
| 5.0 | 2004 Capital One     |
| 3.0 | 1979 Bluebonnet      |
| 3.0 | 1980 Liberty         |
| 3.0 | 2000 Outback         |
| 3.0 | 2006 Champs Sports   |
| 3.0 | 2013 Heart of Dallas |

## Punts

|   |                  |
|---|------------------|
| 8 | 2007 Motor City  |
| 7 | 1978 Peach       |
| 7 | 1998 Alamo       |
| 6 | 1979 Bluebonnet  |
| 6 | 1980 Liberty     |
| 6 | 2001 Sun         |
| 6 | 2004 Capital One |

## Return Yards (PR+KOR)

|     |                      |
|-----|----------------------|
| 199 | 1998 Alamo           |
| 187 | 1980 Liberty         |
| 139 | 2007 Motor City      |
| 134 | 2013 Heart of Dallas |
| 119 | 1978 Peach           |



## BOWL GAME LEADERS

## OFFENSE

## Rushing Attempts

|                |    |                      |                           |
|----------------|----|----------------------|---------------------------|
| Joey Harris    | 23 | vs. Washington       | 2002 Sun                  |
| Akeem Shavers  | 22 | vs. Western Michigan | 2011 Little Caesars Pizza |
| Perry Williams | 20 | vs. USC              | 1967 Rose                 |
| Montrell Lowe  | 20 | vs. Washington       | 2001 Rose                 |
| John Macon     | 19 | vs. Georgia Tech     | 1978 Peach                |

## Rushing Yards

|               |     |                      |                           |
|---------------|-----|----------------------|---------------------------|
| Akeem Shavers | 149 | vs. Western Michigan | 2011 Little Caesars Pizza |
| Akeem Shavers | 108 | vs. Oklahoma State   | 2013 Heart of Dallas      |
| Joey Harris   | 93  | vs. Washington       | 2002 Sun                  |
| Ben McCall    | 91  | vs. Tennessee        | 1979 Bluebonnet           |
| Montrell Lowe | 87  | vs. Georgia          | 2000 Outback              |

## Rushing Touchdowns

|                |   |                      |                  |
|----------------|---|----------------------|------------------|
| Perry Williams | 2 | vs. USC              | 1967 Rose        |
| Wally Jones    | 2 | vs. Georgia Tech     | 1978 Peach       |
| Kyle Orton     | 2 | vs. Georgia          | 2004 Capital One |
| Kory Sheets    | 2 | vs. Central Michigan | 2007 Motor City  |

## Long Rushes

|                  |    |                      |                           |
|------------------|----|----------------------|---------------------------|
| Joey Harris      | 46 | vs. Washington       | 2002 Sun                  |
| Vinny Sutherland | 44 | vs. Georgia          | 2000 Outback              |
| Akeem Shavers    | 44 | vs. Western Michigan | 2011 Little Caesars Pizza |
| Sedrick Brown    | 42 | vs. Washington       | 2001 Rose                 |
| Ben McCall       | 30 | vs. Missouri         | 1980 Liberty              |

## Passing Attempts

|                |    |                      |                 |
|----------------|----|----------------------|-----------------|
| Kyle Orton     | 74 | vs. Washington State | 2001 Sun        |
| Drew Brees     | 60 | vs. Georgia          | 2000 Outback    |
| Curtis Painter | 50 | vs. Central Michigan | 2007 Motor City |
| Drew Brees     | 53 | vs. Kansas State     | 1998 Alamo      |
| Kyle Orton     | 47 | vs. Arizona State    | 2004 Sun        |

## Passing Completions

|                |    |                      |                 |
|----------------|----|----------------------|-----------------|
| Kyle Orton     | 38 | vs. Washington State | 2001 Sun        |
| Drew Brees     | 36 | vs. Georgia          | 2000 Outback    |
| Curtis Painter | 35 | vs. Central Michigan | 2007 Motor City |
| Drew Brees     | 25 | vs. Kansas State     | 1998 Alamo      |
| Kyle Orton     | 25 | vs. Washington       | 2002 Sun        |

## Passing Yards

|                |     |                      |                 |
|----------------|-----|----------------------|-----------------|
| Curtis Painter | 546 | vs. Central Michigan | 2007 Motor City |
| Kyle Orton     | 419 | vs. Washington State | 2001 Sun        |
| Drew Brees     | 378 | vs. Georgia          | 2000 Outback    |
| Billy Dicken   | 325 | vs. Oklahoma State   | 1997 Alamo      |
| Mark Herrmann  | 303 | vs. Tennessee        | 1979 Bluebonnet |

## Passing Touchdowns

|                |   |                      |                 |
|----------------|---|----------------------|-----------------|
| Mark Herrmann  | 4 | vs. Missouri         | 1980 Liberty    |
| Drew Brees     | 4 | vs. Georgia          | 2000 Outback    |
| Mark Herrmann  | 3 | vs. Tennessee        | 1979 Bluebonnet |
| Jim Everett    | 3 | vs. Virginia         | 1984 Peach      |
| Drew Brees     | 3 | vs. Kansas State     | 1998 Alamo      |
| Kyle Orton     | 3 | vs. Arizona State    | 2004 Sun        |
| Curtis Painter | 3 | vs. Central Michigan | 2007 Motor City |

## Interceptions

|                |   |                      |                      |
|----------------|---|----------------------|----------------------|
| Kyle Orton     | 4 | vs. Washington State | 2001 Sun             |
| Jim Everett    | 3 | vs. Virginia         | 1984 Peach           |
| Billy Dicken   | 3 | vs. Oklahoma State   | 1997 Alamo           |
| Drew Brees     | 3 | vs. Kansas State     | 1998 Alamo           |
| Mark Herrmann  | 2 | vs. Georgia Tech     | 1978 Peach           |
| Curtis Painter | 2 | vs. Central Michigan | 2007 Motor City      |
| Robert Marve   | 2 | vs. Oklahoma State   | 2013 Heart of Dallas |

## Total Offense

|                |     |                      |                 |
|----------------|-----|----------------------|-----------------|
| Curtis Painter | 540 | vs. Central Michigan | 2007 Motor City |
| Kyle Orton     | 402 | vs. Washington State | 2001 Sun        |
| Drew Brees     | 375 | vs. Georgia          | 2000 Outback    |
| Billy Dicken   | 368 | vs. Oklahoma State   | 1997 Alamo      |
| Kyle Orton     | 302 | vs. Washington       | 2002 Sun        |

## Receptions

|                 |    |                      |              |
|-----------------|----|----------------------|--------------|
| Chris Daniels   | 12 | vs. Georgia          | 2000 Outback |
| John Standeford | 12 | vs. Washington State | 2001 Sun     |
| Tim Stratton    | 12 | vs. Washington State | 2001 Sun     |
| Isaac Jones     | 11 | vs. Kansas State     | 1998 Alamo   |
| John Standeford | 10 | vs. Washington       | 2002 Sun     |

## Receiving Yards

|                     |     |                      |                 |
|---------------------|-----|----------------------|-----------------|
| Taylor Stubblefield | 196 | vs. Washington State | 2001 Sun        |
| Dustin Keller       | 150 | vs. Central Michigan | 2007 Motor City |
| Bart Burrell        | 144 | vs. Tennessee        | 1979 Bluebonnet |
| Greg Orton          | 136 | vs. Central Michigan | 2007 Motor City |
| Bart Burrell        | 113 | vs. Missouri         | 1980 Liberty    |

## Receiving Touchdowns

|                     |   |                      |                 |
|---------------------|---|----------------------|-----------------|
| Dave Young          | 2 | vs. Tennessee        | 1979 Bluebonnet |
| Bart Burrell        | 2 | vs. Missouri         | 1980 Liberty    |
| Isaac Jones         | 2 | vs. Kansas State     | 1998 Alamo      |
| Chris Daniels       | 2 | vs. Georgia          | 2000 Outback    |
| Vinny Sutherland    | 2 | vs. Washington       | 2001 Rose       |
| Taylor Stubblefield | 2 | vs. Washington State | 2001 Sun        |

## Long Receptions

|                     |    |                      |                  |
|---------------------|----|----------------------|------------------|
| Brian Hare          | 80 | vs. Arizona State    | 2004 Sun         |
| Chris Daniels       | 69 | vs. Oklahoma State   | 1997 Alamo       |
| Taylor Stubblefield | 65 | vs. Washington State | 2001 Sun         |
| Dustin Keller       | 62 | vs. Central Michigan | 2007 Motor City  |
| Edwin Watson        | 60 | vs. Oklahoma State   | 1997 Alamo       |
| John Standeford     | 60 | vs. Georgia          | 2004 Capital One |

## All-Purpose Yards

|                     |     |                      |                      |
|---------------------|-----|----------------------|----------------------|
| Taylor Stubblefield | 244 | vs. Washington State | 2001 Sun             |
| Dorien Bryant       | 165 | vs. Central Michigan | 2007 Motor City      |
| Akeem Shavers       | 162 | vs. Oklahoma State   | 2013 Heart of Dallas |
| Vinny Sutherland    | 156 | vs. Washington       | 2001 Rose            |
| Dustin Keller       | 150 | vs. Central Michigan | 2007 Motor City      |

## BOWL GAME LEADERS

## DEFENSE

## Tackles

|                  |    |                      |                  |
|------------------|----|----------------------|------------------|
| Rod Woodson      | 19 | vs. Virginia         | 1984 Peach       |
| Jason Houston    | 15 | vs. Virginia         | 1984 Peach       |
| Landon Johnson   | 15 | vs. Georgia          | 2004 Capital One |
| Bernard Pollard  | 14 | vs. Arizona State    | 2004 Sun         |
| John Charles     | 11 | vs. USC              | 1967 Rose        |
| James Looney     | 11 | vs. Missouri         | 1980 Liberty     |
| Willie Fells     | 11 | vs. Georgia          | 2000 Outback     |
| Niko Koutouvides | 11 | vs. Washington State | 2001 Sun         |
| Niko Koutouvides | 11 | vs. Georgia          | 2004 Capital One |

## Tackles For Loss

|                    |        |                      |                 |
|--------------------|--------|----------------------|-----------------|
| Chike Okefor       | 4.0-26 | vs. Kansas State     | 1998 Alamo      |
| Brandon Villarreal | 4.0-14 | vs. Arizona State    | 2004 Sun        |
| Rosevelt Colvin    | 3.0-8  | vs. Oklahoma State   | 1997 Alamo      |
| Joe Odom           | 3.0-8  | vs. Georgia          | 2000 Outback    |
| Keyon Brown        | 2.5-10 | vs. Central Michigan | 2007 Motor City |

## Sacks

|                 |        |                      |                 |
|-----------------|--------|----------------------|-----------------|
| Chike Okefor    | 3.5-27 | vs. Kansas State     | 1998 Alamo      |
| Rosevelt Colvin | 2.5-8  | vs. Oklahoma State   | 1997 Alamo      |
| Keyon Brown     | 2.5-10 | vs. Central Michigan | 2007 Motor City |
| Rosevelt Colvin | 1.5-12 | vs. Kansas State     | 1998 Alamo      |

## Interceptions

|                 |   |                      |                           |
|-----------------|---|----------------------|---------------------------|
| Marcus McKinnie | 2 | vs. Tennessee        | 1979 Bluebonnet           |
| Kennedy Wilson  | 2 | vs. Virginia         | 1984 Peach                |
| Adrian Beasley  | 2 | vs. Oklahoma State   | 1997 Alamo                |
| Billy Gustin    | 2 | vs. Kansas State     | 1998 Alamo                |
| Antwaun Rogers  | 2 | vs. Washington State | 2001 Sun                  |
| Gerald Gooden   | 2 | vs. Western Michigan | 2011 Little Caesars Pizza |

## SPECIAL TEAMS

## Long Punt Returns

|                  |    |                      |                  |
|------------------|----|----------------------|------------------|
| Dorien Bryant    | 34 | vs. Central Michigan | 2007 Motor City  |
| Vinny Sutherland | 23 | vs. Oklahoma State   | 1997 Alamo       |
| Bernard Pollard  | 19 | vs. Arizona State    | 2004 Sun         |
| Russell Pope     | 14 | vs. Georgia Tech     | 1978 Peach       |
| Anthony Chambers | 14 | vs. Georgia          | 2004 Capital One |

## Long Kickoff Returns


|                  |    |                      |                           |
|------------------|----|----------------------|---------------------------|
| Raheem Mostert   | 99 | vs. Western Michigan | 2011 Little Caesars Pizza |
| Vinny Sutherland | 51 | vs. Washington       | 2001 Rose                 |
| Anthony Chambers | 51 | vs. Washington       | 2002 Sun                  |
| Leroy Keyes      | 42 | vs. USC              | 1967 Rose                 |
| Jerome Brooks    | 41 | vs. Georgia          | 2004 Capital One          |

## Long Field Goals

|               |    |                      |                           |
|---------------|----|----------------------|---------------------------|
| Travis Dorsch | 51 | vs. Washington State | 2001 Sun                  |
| Carson Wiggs  | 49 | vs. Western Michigan | 2011 Little Caesars Pizza |
| Ben Jones     | 44 | vs. Georgia          | 2004 Capital One          |
| Shane Ryan    | 42 | vs. Oklahoma State   | 1997 Alamo                |
| Chris Summers | 40 | vs. Central Michigan | 2007 Motor City           |
| Travis Dorsch | 37 | vs. Kansas State     | 1998 Alamo                |

## Long Punts

|               |    |                      |                  |
|---------------|----|----------------------|------------------|
| Travis Dorsch | 60 | vs. Washington State | 2001 Sun         |
| Brent Slaton  | 58 | vs. Georgia          | 2004 Capital One |
| Dave Brytus   | 58 | vs. Arizona State    | 2004 Sun         |
| Danny Rogers  | 54 | vs. Georgia          | 2000 Outback     |
| Danny Rogers  | 53 | vs. Kansas State     | 1998 Alamo       |
| Scott Kurz    | 53 | vs. Washington       | 2001 Rose        |



The 1967 Rose Bowl champion Purdue Boilermakers

## MISCELLANEOUS BOWL DATA

### TEAM MVPs

|  |                        |
|--|------------------------|
| <b>1967 Rose</b> .....                 | John Charles, DB       |
| <b>1978 Peach</b> .....                | Mark Herrmann, QB      |
| <b>1979 Peach</b> .....                | Mark Herrmann, QB      |
| <b>1980 Liberty</b> .....              | Mark Herrmann, QB      |
| <b>1997 Alamo</b>                      |                        |
| Offense .....                          | Billy Dicken, QB       |
| Defense .....                          | Adrian Beasley, FS     |
| <b>1998 Alamo</b>                      |                        |
| Offense .....                          | Drew Brees, QB         |
| Defense .....                          | Rosevelt Colvin, DE    |
| <b>2000 Outback</b> .....              | Drew Brees, QB         |
| <b>2001 Sun</b> .....                  | Akin Ayodele, DE       |
| <b>2002 Sun</b>                        |                        |
| Offense .....                          | Kyle Orton, QB         |
| Lineman .....                          | Shaun Phillips, DE     |
| Special Teams .....                    | Anthony Chambers, WR   |
| <b>2004 Capital One</b>                |                        |
| Purdue Offense .....                   | Kyle Orton, QB         |
| Purdue Defense .....                   | Shaun Phillips, DE     |
| <b>2004 Sun</b>                        |                        |
| Lineman .....                          | Brandon Villarreal, DT |
| Special Teams .....                    | Dave Brytus, P         |
| <b>2007 Motor City</b> .....           | Curtis Painter, QB     |
| Lineman .....                          | Dustin Keller, TE      |
| <b>2007 Little Caesars Pizza</b> ..... | Akeem Shavers, RB      |
| Lineman .....                          | Joe Holland, LB        |

### THE BIG TEN IN BOWL GAMES

(ranked by winning percentage)

|                 | Bowls | W   | L   | T | Pct.  |
|-----------------|-------|-----|-----|---|-------|
| Rutgers*        | 1     | 1   | 0   | 0 | 1.000 |
| Penn State*     | 18    | 11  | 7   | 0 | .611  |
| Purdue          | 17    | 9   | 8   | 0 | .529  |
| Wisconsin       | 28    | 14  | 14  | 0 | .500  |
| Iowa            | 30    | 14  | 15  | 1 | .483  |
| Ohio State      | 48    | 23  | 25  | 0 | .479  |
| Michigan        | 45    | 21  | 24  | 0 | .467  |
| Illinois        | 18    | 8   | 10  | 0 | .444  |
| Michigan State* | 25    | 11  | 14  | 0 | .444  |
| Minnesota       | 19    | 7   | 12  | 0 | .368  |
| Nebraska*       | 6     | 2   | 4   | 0 | .333  |
| Indiana         | 11    | 3   | 8   | 0 | .273  |
| Northwestern    | 13    | 3   | 10  | 0 | .231  |
| Maryland*       | 2     | 0   | 2   | 0 | .000  |
| Totals          | 281   | 127 | 153 | 1 | .457  |

\* denotes record as Big Ten member.



## BOWL RECAPS

## ROSE BOWL



January 2, 1967

Rose Bowl Stadium // Pasadena, Calif. // 101,455

## PURDUE 14, SOUTHERN CALIFORNIA 13

PASADENA, Calif. — Purdue capped a 9-2 season with a hard-fought 14-13 victory over USC. A pair of touchdowns by sophomore fullback Perry Williams, and a last-second interception of an attempted two-point conversion by senior defensive back George Catavolos secured the victory for the Boilermakers. Senior defensive back John Charles was voted the game's Most Valuable Player for his outstanding play.

## Scoring Summary

|     |       |     |   |       |
|-----|-------|-----|---|-------|
| 2nd | 12:43 | PUR | Williams 1-yard run (Griese kick)                       | 7-0   |
|     | 1:26  | USC | McCall 1-yard run (Rossovich kick)                      | 7-7   |
| 3rd | 1:57  | PUR | Williams 2-yard run (Griese kick)                       | 14-7  |
| 4th | 2:28  | USC | Sherman 19-yard pass from Winslow (Winslow pass failed) | 14-13 |

## Scoring by Quarters

|              |   |   |   |   |   |    |
|--------------|---|---|---|---|---|----|
| Purdue       | 0 | 7 | 7 | 0 | — | 14 |
| Southern Cal | 0 | 7 | 0 | 6 | — | 13 |

## Team Statistics

|  | PUR      | USC      |
|--|----------|----------|
| First Downs.....                                 | 11       | 18       |
| Net Yards Rushing.....                           | 105      | 149      |
| Net Yards Passing.....                           | 139      | 174      |
| Passes (Attempts-Completions-Interceptions)..... | 18-10-0  | 17-12-0  |
| Total Net Yards.....                             | 244      | 323      |
| Time of Possession.....                          | n/a      | n/a      |
| Punts.....                                       | 4 / 38.8 | 3 / 34.0 |
| Penalties.....                                   | 2 / 10   | 2 / 16   |
| Third Down Conversions.....                      | 8-15     | 7-16     |
| Fourth Down Conversions.....                     | 1-3      | 1-2      |
| Turnovers.....                                   | 1        | 2        |

## Individual Statistics

## RUSHING

PUR: Williams 20/61 (2 TD); Baltzell 11/25; Griese 6/15; Keyes 2/4. Team Totals: 39/105 (2 TD).  
 USC: McCall 22/92 (1 TD); Hull 7/53; Williams 5/29; Lawrence 1/1; Sherman 1/8; Winslow 12/18. Team Totals: 48/149 (1 TD).

## PASSING

PUR: Griese 18-10-0/139.  
 USC: Winslow 17-12-0/174 (1 TD).

## RECEIVING

PUR: Beirne 4/69; Hurst 2/27; Griffin 2/19; Baltzell 1/13; Finley 1/11. Team Totals: 10/139.  
 USC: Sherman 7/102 (1 TD); Lawrence 3/52; McCall 1/12; Caltill 1/8. Team Totals: 12/174 (1 TD).

## DEFENSE (TACKLES)

PUR: Charles 11; Burke 10; Cirbes 10; Kyle 10; Keyes 8.  
 USC: Young 15; Petrill 10; Magner 9; Rossovich 8; Jaronyk 7; Moore 7.

## PEACH BOWL



December 25, 1978

Atlanta-Fulton County Stadium // Atlanta, Ga. // 20,277

## PURDUE 41, GEORGIA TECH 21

ATLANTA — Sophomore quarterback Mark Herrmann threw for two touchdowns and rushed for one more to earn offensive Most Valuable Player honors in a convincing 41-21 victory over Georgia Tech. Purdue's "junk" defense caused a couple of first-half turnovers en route to a commanding 34-7 halftime lead. The win left the Boilermakers with a 9-2-1 overall record, marking only the second nine-win season in the school's history.

## Scoring Summary

|     |       |     |   |       |
|-----|-------|-----|---|-------|
| 1st | 10:40 | PUR | Jones 3-yard run (Sovereign kick)                   | 7-0   |
|     | 9:47  | PUR | Jones 8-yard run (Sovereign kick)                   | 14-0  |
|     | 6:04  | PUR | Smith 10-yard pass from Herrmann (Sovereign kick)   | 21-0  |
| 2nd | 13:04 | PUR | Herrmann 2-yard run (Sovereign kick)                | 28-0  |
|     | 9:35  | GT  | Lee 1-yard run (Smith kick)                         | 28-7  |
|     | 3:58  | PUR | Macon 1-yard run (Sovereign kick failed)            | 34-7  |
| 4th | 12:38 | PUR | Burrell 12-yard pass from Herrmann (Sovereign kick) | 41-7  |
|     | 2:40  | GT  | Moore 3-yard pass from Kelley (Hill run)            | 41-15 |
|     | 1:15  | GT  | Hill 31-yard pass from Kelley (Kelley pass failed)  | 41-21 |

## Scoring by Quarters

|              |    |    |   |    |   |    |
|--------------|----|----|---|----|---|----|
| Purdue       | 21 | 13 | 0 | 7  | — | 41 |
| Georgia Tech | 0  | 7  | 0 | 14 | — | 21 |

## Team Statistics

|  | PUR      | GT       |
|--|----------|----------|
| First Downs.....                                 | 24       | 14       |
| Net Yards Rushing.....                           | 157      | 12       |
| Net Yards Passing.....                           | 166      | 168      |
| Passes (Attempts-Completions-Interceptions)..... | 27-12-2  | 38-17-2  |
| Total Net Yards.....                             | 323      | 180      |
| Time of Possession.....                          | n/a      | n/a      |
| Punts.....                                       | 5 / 36.6 | 7 / 36.7 |
| Penalties.....                                   | 9 / 78   | 5 / 48   |
| Third Down Conversions.....                      | 8-18     | 3-16     |
| Fourth Down Conversions.....                     | 1-3      | 2-3      |
| Turnovers.....                                   | 3        | 4        |

## Individual Statistics

## RUSHING

PUR: Macon 19/66 (1 TD); Jones 13/50 (2 TD); Augustyniak 6/26; Pope 4/10; Doria 2/10; Harris 1/9; McCall 2/6; Keith 1/3; Herrmann 5/3 (1 TD); Barr 1/2; McAfee 1/0; Oliver 3/28. Team Totals: 58/157 (3 TD).  
 GT: Lee 5/24 (1 TD); Hill 2/21; Shamburger 13/20; Kelley 6/15; Laner 3/11; Nann 1/6. Team Totals: 30/12 (1 TD).

## PASSING

PUR: Herrmann 24-12-2/166 (2 TD); Oliver 3-0-0/0. Team Totals: 27-12-2/166 (2 TD).  
 GT: Kelley 38-17-2/168 (2 TD).

## RECEIVING

PUR: Burrell 4/56 (1 TD); Harris 2/38; Pope 2/25; Augustyniak 2/10; Young 1/28; Smith 1/10 (1 TD). Team Totals: 12/166 (2 TD).  
 GT: Hill 5/77 (1 TD); Hardie 4/40; Shamburger 2/19; Moore 2/7 (1 TD); Davis 2/6; Rank 1/19; Lee 1/0. Team Totals: 17/168 (2 TD).

## DEFENSE (TACKLES)

PUR: Clark 5; Motts 5; Smith 5; Johanson 4; Loushin 4; Moss 4.  
 GT: Harris 10; Johnson 10; Bessillieu 8; Richardson 8; Blanton 7.

## BOWL RECAPS

## BLUEBONNET BOWL



Dec. 31, 1979

Astrodome // Houston, Texas // 40,542

## PURDUE 27, TENNESSEE 22

HOUSTON — A last minute, 38-yard touchdown pass from junior quarterback Mark Herrmann to junior tight end Dave Young gave the Boilermakers their third consecutive bowl victory in dramatic fashion. Herrmann enjoyed another Most Valuable Player performance with a 21-completion, 303-yard evening. Purdue led 21-0 in the third quarter but fell behind 22-21, setting up the last-second heroics by Herrmann and Young. The victory gave the Boilermakers their only 10-win season in history.

## Scoring Summary

|     |       |     |  |       |
|-----|-------|-----|--|-------|
| 2nd | 5:01  | PUR | McCall 6 run (Seibel kick)                     | 7-0   |
|     | 2:27  | PUR | Burrell 12 pass from Herrmann (Seibel kick)    | 14-0  |
| 3rd | 10:52 | PUR | Young 12 pass from Herrmann (Seibel kick)      | 21-0  |
|     | 2:55  | UT  | Ford 8 pass from Streater (run failed)         | 21-6  |
| 4th | 8:39  | UT  | Berry 15 pass from Ingram (Simpson run, 2 pt.) | 21-14 |
|     | 3:42  | UT  | Simpson 1 run (Simpson run, 2 pt.)             | 21-22 |
|     | 1:30  | PUR | Young 17 pass from Herrmann (pass failed)      | 27-22 |

## Scoring by Quarters

|           |   |    |   |    |   |    |
|-----------|---|----|---|----|---|----|
| Purdue    | 0 | 14 | 7 | 6  | — | 27 |
| Tennessee | 0 | 0  | 6 | 16 | — | 22 |

## Team Statistics

|  | PUR      | UT       |
|--|----------|----------|
| First Downs.....                                 | 31       | 19       |
| Net Yards Rushing.....                           | 180      | 146      |
| Net Yards Passing.....                           | 303      | 234      |
| Passes (Attempts-Completions-Interceptions)..... | 39-21-0  | 36-17-3  |
| Total Net Yards.....                             | 483      | 380      |
| Time of Possession.....                          | 33:24    | 26:36    |
| Punts.....                                       | 7 / 33.6 | 6 / 38.0 |
| Penalties.....                                   | 3 / 25   | 7 / 56   |
| Third Down Conversions.....                      | 7-16     | 1-2      |
| Fourth Down Conversions.....                     | 3-14     | 2-4      |
| Turnovers.....                                   | 1        | 5        |

## Individual Statistics

## RUSHING

PUR: McCall 18/91 (1 TD); Augustyniak 16/58; Macon 10/69; W. Jones 4/10; Owen 1/2; Herrmann 3/-38.  
 UT: Streater 15/51; Simpson 16/47 (1 TD); Berry 6/20; Moore 2/23; Ingram 1/3; Ford 4/1.

## PASSING

PUR: Herrmann 29-21-0/303 (3 TD).  
 UT: Streater 34-15-3/219 (1 TD); Daniels 1-0-0/0; Ingram 1-1-0/15 (1 TD).

## RECEIVING

PUR: Burrell 8/144 (1 TD); Young 4/72 (2 TD); McCall 4/22; Jones 2/37; Harris 2/24; Augustyniak 1/4.  
 UT: Gault 4/22; A. Hancock 3/116; Harper 3/33; Simpson 3/26; Berry 1/15 (1 TD); Moore 1/14; Ford 1/8 (1 TD).

## DEFENSE (TACKLES)

PUR: Turner 5; Looney 4; Marks 4; McKinnie 4; Smith 4.  
 UT: James 8; White 7; Ingram 5; Davis 4; Jones 4; Puki 4.

## LIBERTY BOWL



Dec. 27, 1980

Liberty Bowl Memorial Stadium // Memphis, Tenn. // 53,667

## PURDUE 28, MISSOURI 25

MEMPHIS, Tenn. — Purdue kept its bowl record perfect with a 28-25 upset victory over Missouri. Senior quarterback Mark Herrmann was selected offensive Most Valuable Player with a four-touchdown pass performance. It marked the third consecutive year Herrmann earned MVP honors. The Boilermakers held off a furious Missouri rally to end the 1980 campaign with a 9-3 record.

## Scoring Summary

|     |       |     |   |       |
|-----|-------|-----|---|-------|
| 1st | 3:31  | PUR | Burrell 8 pass from Herrmann (Anderson kick)  | 7-0   |
| 2nd | 14:18 | PUR | Bryant 43 pass from Herrmann (Anderson kick)  | 14-0  |
|     | 13:58 | MIZ | Fellows 92 kickoff return (kick failed)       | 14-6  |
|     | 6:16  | MIZ | Wilder 1 run (Pass failed)                    | 14-12 |
|     | 2:03  | PUR | Young 5 pass from Herrmann (Anderson kick)    | 21-12 |
| 3rd | 5:00  | PUR | Burrell 27 pass from Herrmann (Anderson kick) | 28-12 |
|     | 3:40  | MIZ | Verrilli 45 field goal                        | 28-15 |
| 4th | 8:07  | MIZ | Team safety                                   | 28-17 |
|     | 5:05  | MIZ | Hill 1 run (Hornoff pass from Bradley, 2 pt.) | 28-25 |

## Scoring by Quarters

|          |   |    |   |    |   |    |
|----------|---|----|---|----|---|----|
| Purdue   | 7 | 14 | 7 | 0  | — | 28 |
| Missouri | 0 | 12 | 3 | 10 | — | 25 |

## Team Statistics

|  | PUR      | MIZ      |
|--|----------|----------|
| First Downs.....                                 | 18       | 17       |
| Net Yards Rushing.....                           | 124      | 103      |
| Net Yards Passing.....                           | 289      | 210      |
| Passes (Attempts-Completions-Interceptions)..... | 28-22-0  | 29-16-1  |
| Total Net Yards.....                             | 413      | 313      |
| Time of Possession.....                          | 30:36    | 29:24    |
| Punts.....                                       | 6 / 34.0 | 6 / 43.8 |
| Penalties.....                                   | 5 / 31   | 1 / 5    |
| Third Down Conversions.....                      | 6-14     | 4-15     |
| Fourth Down Conversions.....                     | 0-3      | 1-3      |
| Turnovers.....                                   | 1        | 2        |

## Individual Statistics

## RUSHING

PUR: McCall 17/85; Macon 16/69; Smith 2/3; Herrmann 6/-33.  
 MIZ: Hill 9/54 (1 TD); Wilder 16/49 (1 TD).

## PASSING

PUR: Herrmann 28-22-0/289 (4 TD).  
 MIZ: Bradley 29-16-1/210.

## RECEIVING

PUR: Burrell 8/113 (2 TD); McCall 6/38; Bryant 4/86 (1 TD); Young 3/42 (1 TD); Smith 1/10.  
 MIZ: Gible 5/63; Fellows 3/35; Blair 3/62.

## DEFENSE (TACKLES)

PUR: Looney 11; Marks 6; McKinnie 5; Seneff 5; Clark 4; Kay 4.  
 MIZ: Darkow 9; Potter 7; Dickey 6; Poe 6; Ray 6.

## BOWL RECAPS

## PEACH BOWL



Dec. 31, 1984

Atlanta-Fulton County Stadium // Atlanta, Ga. // 41,107

## VIRGINIA 27, PURDUE 24

ATLANTA – Purdue held a 24-14 halftime lead, but Virginia scored the only points of the second half on a touchdown and two field goals to pull out the win. Junior quarterback Jim Everett passed for 253 yards and three touchdowns, but Purdue gained just 75 yards rushing and committed four turnovers in dropping its first bowl game. The Boilermakers finished the 1984 season with a 7-5 record.

## Scoring Summary

|     |       |     |   |       |
|-----|-------|-----|---|-------|
| 1st | 8:29  | UVA | Petty 11 run (Stadlin kick)                     | 0-7   |
|     | 3:09  | PUR | Rendina 24 field goal                           | 3-7   |
|     | 1:51  | PUR | Griffin 23 pass from Everett (Rendina kick)     | 10-7  |
| 2nd | 12:22 | UVA | Zimmerlink 3 pass from Majkowski (Stadlin kick) | 10-14 |
|     | 2:32  | PUR | Price 17 pass from Everett (Rendina kick)       | 17-14 |
|     | 1:11  | PUR | Scott 12 pass from Everett (Rendina kick)       | 24-14 |
| 3rd | 9:29  | UVA | Majkowski 1 run (Stadlin kick)                  | 24-21 |
| 4th | 12:59 | UVA | Stadlin 19 field goal                           | 24-24 |
|     | 7:17  | UVA | Stadlin 22 field goal                           | 24-27 |

## Scoring by Quarters

|          |    |    |   |   |   |    |
|----------|----|----|---|---|---|----|
| Purdue   | 10 | 14 | 0 | 0 | — | 24 |
| Virginia | 7  | 7  | 7 | 6 | — | 27 |

## Team Statistics

|  | PUR      | UVA      |
|--|----------|----------|
| First Downs.....                                 | 20       | 24       |
| Net Yards Rushing.....                           | 84       | 288      |
| Net Yards Passing.....                           | 253      | 118      |
| Passes (Attempts-Completions-Interceptions)..... | 42-22-3  | 17-8-2   |
| Total Net Yards.....                             | 328      | 392      |
| Time of Possession.....                          | 23:26    | 36:34    |
| Punts.....                                       | 4 / 43.3 | 3 / 34.0 |
| Penalties.....                                   | 5 / 45   | 3 / 20   |
| Third Down Conversions.....                      | 4-12     | 8-17     |
| Fourth Down Conversions.....                     | 1-1      | 1-2      |
| Turnovers.....                                   | 4        | 2        |

## Individual Statistics

## RUSHING

PUR: Carter 8/33; King 6/29; Wallace 5/10; Everett 2/3.

UVA: Petty 21/114 (1 TD); Word 17/86; Majkowski 14/45 (1 TD); Morse 10/26; J. Ford 1/2; Rice 1/1.

## PASSING

PUR: Everett 42-22-3/253 (3 TD).

UVA: Majkowski 17-8-2/118 (1 TD).

## RECEIVING

PUR: Carter 5/28; Griffin 4/69 (1 TD); Scott 4/50 (1 TD); King 4/47; Price 3/42 (1 TD); Wallace 2/17.

UVA: Zimmerlink 3/35 (1 TD); Merrick 2/32; J. Ford 1/30; Muha 1/15; Morse 1/6.

## DEFENSE (TACKLES)

PUR: Woodson 19; Houston 15; Sumlin 10; Wimberly 6; Dishman 5; Hornor 5; Wilson 5.

UVA: Swan 9; McDaniel 8; Lyles 6; Mattes 6; Lageman 4; Sweeney 4.

## ALAMO BOWL



Dec. 30, 1997

Alamo Dome // San Antonio, Texas // 55,552

## PURDUE 33, OKLAHOMA STATE 20

SAN ANTONIO – Senior quarterback Billy Dicken passed for 325 yards, and Purdue scored three touchdowns in the third quarter on the way to a 33-20 win over Oklahoma State. Dicken connected with sophomore wide receiver Chris Daniels for a 69-yard touchdown pass to give the Boilermakers a 30-13 lead. Purdue had 454 total yards while holding the Cowboys to 368 and forcing four turnovers. Dicken and sophomore free safety Adrian Beasley were selected the Offensive and Defensive Most Valuable Players.

## Scoring Summary

|     |       |     |   |       |
|-----|-------|-----|---|-------|
| 1st | 5:13  | OSU | Sydnes 34 field goal                          | 0-3   |
|     | 1:19  | PUR | Alford 18 pass from Dicken (Ryan kick)        | 7-3   |
| 2nd | 2:22  | OSU | Sydnes 22 field goal                          | 7-6   |
|     | 0:10  | PUR | Ryan 42 field goal                            | 10-6  |
| 3rd | 12:02 | PUR | Dicken 1 run (kick failed)                    | 16-6  |
|     | 9:01  | OSU | Fobbs 21 run (Sydnes kick)                    | 16-13 |
|     | 7:34  | PUR | Sutherland 16 run (Ryan kick)                 | 23-13 |
|     | 3:52  | PUR | Daniels 69 pass from Dicken (Ryan kick)       | 30-13 |
| 4th | 9:12  | PUR | Ryan 34 field goal                            | 33-13 |
|     | 0:55  | OSU | McQuarters 17 pass from Lindsay (Sydnes kick) | 33-20 |

## Scoring by Quarters

|                |   |   |    |   |   |    |
|----------------|---|---|----|---|---|----|
| Purdue         | 7 | 3 | 20 | 3 | — | 33 |
| Oklahoma State | 3 | 3 | 7  | 7 | — | 20 |

## Team Statistics

|  | PUR      | OSU      |
|--|----------|----------|
| First Downs.....                                 | 20       | 24       |
| Net Yards Rushing.....                           | 140      | 194      |
| Net Yards Passing.....                           | 325      | 206      |
| Passes (Attempts-Completions-Interceptions)..... | 36-18-3  | 35-17-3  |
| Total Net Yards.....                             | 464      | 368      |
| Time of Possession.....                          | 25:35    | 34:25    |
| Punts.....                                       | 2 / 45.5 | 4 / 44.8 |
| Penalties.....                                   | 9 / 81   | 8 / 70   |
| Third Down Conversions.....                      | 6-11     | 5-14     |
| Fourth Down Conversions.....                     | 0-1      | 1-1      |
| Turnovers.....                                   | 3        | 4        |

## Individual Statistics

## RUSHING

PUR: Dicken 8/48 (1 TD); Watson 13/45; Sutherland 2/38 (1 TD); Haddad 3/9; Graham 1/0; Brees 1/-2.

OSU: Fobbs 11/82 (1 TD); Lindsay 12/78; Aikens 2/17; Simmons 10/11; Chaloupka 2/-9.

## PASSING

PUR: Dicken 34-18-2/325 (2 TD); Alford 1-0-0/0; Brees 1-0-0/0.

OSU: Lindsay 18-9-2/111 (1 TD); Chaloupka 17-8-1/95.

## RECEIVING

PUR: Watson 5/102; Alford 4/61 (1 TD); I. Jones 3/27; Blackman 2/33; Daniels 1/69 (1 TD); Tillman 1/13; Sutherland 1/12; Winston 1/8.

OSU: G. Brown 4/52; McQuarters 4/43 (1 TD); Love 3/35; Steggs 2/30; Aikens 2/27; Fobbs 2/19.

## DEFENSE (TACKLES)

PUR: Brush 6; Beasley 5; Rose 5; Fells 4; Hawthorne 4; Nwokerie 4.

OSU: Wright 9; Alexander 4; Knauls 4; McQuarters 4; Williams 4.

## BOWL RECAPS

## ALAMO BOWL



Dec. 29, 1998

Alamo Dome // San Antonio, Texas // 60,780

## PURDUE 37, KANSAS STATE 34

SAN ANTONIO – Purdue drove 80 yards in 54 seconds to upset fourth-ranked Kansas State 37-34 and capture its second straight Alamo Bowl championship. Sophomore quarterback Drew Brees hit senior wide receiver Isaac Jones on a 24-yard pass with 30 seconds left for the winning touchdown. Brees completed 25 of 53 passes for 230 yards with three touchdowns. Jones caught 11 passes for 98 yards. Purdue's defense recorded five sacks, including three and a half by senior end Chike Okefor. Senior free safety Billy Gustin tied the Alamo Bowl record with two interceptions.

## Scoring Summary

|     |       |     |   |       |
|-----|-------|-----|---|-------|
| 2nd | 14:47 | PUR | Daniels 5 pass from Brees (Dorsch kick)       | 7-0   |
|     | 13:03 | PUR | Dorsch 25 field goal                          | 10-0  |
|     | 9:49  | KSU | McDonald 1 pass from Bishop (Gramatica kick)  | 10-7  |
|     | 8:36  | PUR | I. Jones 30 pass from Brees (Dorsch kick)     | 17-7  |
| 3rd | 8:06  | KSU | Havick 0 fumble recovery (kick failed)        | 17-13 |
|     | 0:52  | PUR | Nugent 0 fumble recovery (Dorsch kick)        | 24-13 |
|     | 0:04  | PUR | Dorsch 26 field goal                          | 27-13 |
| 4th | 11:59 | KSU | Allen 3 run (Gramatica kick)                  | 27-20 |
|     | 6:44  | PUR | Dorsch 37 field goal                          | 30-20 |
|     | 6:23  | KSU | McDonald 88 pass from Bishop (Gramatica kick) | 30-27 |
|     | 1:24  | KSU | Swift 2 pass from Bishop (Gramatica kick)     | 30-34 |
|     | 0:30  | PUR | I. Jones 24 pass from Brees (Dorsch kick)     | 37-34 |

## Scoring by Quarters

|              |   |    |    |    |   |    |
|--------------|---|----|----|----|---|----|
| Purdue       | 0 | 17 | 10 | 10 | — | 37 |
| Kansas State | 0 | 7  | 6  | 21 | — | 34 |

## Team Statistics

|  | PUR      | KSU      |
|--|----------|----------|
| First Downs.....                                 | 19       | 12       |
| Net Yards Rushing.....                           | 5        | 126      |
| Net Yards Passing.....                           | 230      | 182      |
| Passes (Attempts-Completions-Interceptions)..... | 53-25-3  | 24-9-4   |
| Total Net Yards.....                             | 235      | 308      |
| Time of Possession.....                          | 28:58    | 31:02    |
| Punts.....                                       | 7 / 38.3 | 7 / 44.1 |
| Penalties.....                                   | 7 / 35   | 14 / 125 |
| Third Down Conversions.....                      | 3-17     | 6-16     |
| Fourth Down Conversions.....                     | 0-2      | 0-0      |
| Turnovers.....                                   | 4        | 7        |

## Individual Statistics

## RUSHING

PUR: Crabtree 12/46; Brees 10/25; TEAM 2/-66.  
KSU: Allen 13/83 (1 TD); Hickson 7/35; Bishop 20/7; Goolsby 2/1; Murphy 1/0.

## PASSING

PUR: Brees 53-25-3/230 (3 TD).  
KSU: Bishop 24-9-4/182 (3 TD).

## RECEIVING

PUR: I. Jones 11/98 (2 TD); Daniels 6/47 (1 TD); Lane 3/25; Sutherland 3/53; Stratton 1/12; Crabtree 1/-5.  
KSU: McDonald 5/124 (2 TD); Allen 1/3; Swift 1/2 (1 TD); Peries 1/52; Hickson 1/1.

## DEFENSE (TACKLES)

PUR: Okefor 9; Fells 7; Reeves 6; Beasley 5; Colvin 5; Mitrione 5.  
KSU: Cooper 6; Chapman 5; Butler 4; Carter 4.

## OUTBACK BOWL



Jan. 1, 2000

Raymond James Stadium // Tampa, Fla. // 54,059

## GEORGIA 28, PURDUE 25 (OT)

TAMPA, Fla. – Georgia overcame a 25-0 deficit to defeat the Boilermakers 28-25 in overtime. Purdue scored on four of its first five possessions of the game. Georgia closed to within 25-10 at halftime and trailed 25-18 after three quarters before scoring the tying touchdown with 1:19 left in the game on an 8-yard pass play that was deflected by two Purdue defenders. Sophomore kicker Travis Dorsch missed a 43-yard field goal on the Boilermakers' first possession of overtime, and Georgia kicker Hap Hines nailed a 21-yarder on the Bulldogs' first time with the ball.

## Scoring Summary

|     |       |     |   |       |
|-----|-------|-----|---|-------|
| 1st | 10:26 | PUR | Daniels 3 pass from Brees (Dorsch kick)     | 7-0   |
|     | 7:10  | PUR | Daniels 11 pass from Brees (kick failed)    | 13-0  |
|     | 1:03  | PUR | Sutherland 21 pass from Brees (pass failed) | 19-0  |
| 2nd | 10:38 | PUR | James 32 pass from Brees (pass failed)      | 25-0  |
|     | 9:39  | UGA | Edwards 74 run (Hines kick)                 | 25-7  |
|     | 0:09  | UGA | Hines 32 field goal                         | 25-10 |
| 3rd | 4:33  | UGA | Carter 8 run (Pass rush, 2 pt.)             | 25-18 |
| 4th | 1:19  | UGA | McMichael 8 pass from Carter (Hines kick)   | 25-25 |
| OT1 | - - - | UGA | Hines 21 field goal                         | 25-28 |

## Scoring by Quarters

|         |    |    |   |   |     |   |    |
|---------|----|----|---|---|-----|---|----|
| Purdue  | 19 | 6  | 0 | 0 | (0) | — | 25 |
| Georgia | 0  | 10 | 8 | 7 | (3) | — | 28 |

## Team Statistics

|  | PUR      | UGA      |
|--|----------|----------|
| First Downs.....                                 | 30       | 21       |
| Net Yards Rushing.....                           | 150      | 154      |
| Net Yards Passing.....                           | 378      | 243      |
| Passes (Attempts-Completions-Interceptions)..... | 60-36-1  | 33-20-0  |
| Total Net Yards.....                             | 528      | 397      |
| Time of Possession.....                          | 34:49    | 25:11    |
| Punts.....                                       | 3 / 45.3 | 3 / 48.0 |
| Penalties.....                                   | 14 / 153 | 10 / 55  |
| Third Down Conversions.....                      | 9-18     | 5-13     |
| Fourth Down Conversions.....                     | 1-1      | 1-3      |
| Turnovers.....                                   | 2        | 2        |

## Individual Statistics

## RUSHING

PUR: Lowe 15/87; Sutherland 2/65; Brown 2/3; TEAM 1/-1.  
UGA: Edwards 2/70 (1 TD); Carter 16/41 (1 TD); Pass 10/37; Sanks 4/6; Arnaud 2/0.

## PASSING

PUR: Brees 60-36-1/378 (4 TD).  
UGA: Carter 33-20-0/243 (1 TD).

## RECEIVING

PUR: Daniels 12/103 (1 TD); Lane 5/60; James 4/65 (1 TD); Sutherland 4/58 (1 TD); Brown 4/44; Tolbert 2/10; Winston 2/3; Dawson 1/11; Stratton 1/8; Simpson 1/6.  
UGA: Edwards 8/97; Greer 5/86; McMichael 3/28 (1 TD); Johnson 2/23; Parker 1/2; Sanks 1/-2.

## DEFENSE (TACKLES)

PUR: Fells 12; Odum 10; Hawthorne 9; Beasley 8; Ayodele 5; Nugent 5; Rose 5.  
UGA: Bell 10; Robinson 9; Henderson 8; Mann 8; Wansley 8.



## BOWL RECAPS

## ROSE BOWL



Jan. 1, 2001

Rose Bowl Stadium // Pasadena, Calif. // 94,392

## WASHINGTON 34, PURDUE 24

PASADENA, Calif. – Purdue's fourth-quarter comeback came up short as the Boilermakers fell to No. 4 Washington 34-24. Trailing 34-17 midway through the final stanza, the Boilermakers scored on a 42-yard jaunt by junior running back Sedrick Brown with 6:37 remaining. Less than two minutes later, Purdue was in scoring position again, but junior kicker Travis Dorsch's 42-yard field goal attempt hooked left. Washington took over and ran out the clock. Senior quarterback Drew Brees, playing in his final collegiate game, completed 23 of 39 passes for 275 yards with two touchdowns.

## Scoring Summary

|     |       |     |  |       |
|-----|-------|-----|--|-------|
| 1st | 8:33  | UW  | Cleman 1 run (Anderson kick)                   | 0-7   |
|     | 4:42  | UW  | Tuiasosopo 5 run (Anderson kick)               | 0-14  |
| 2nd | 11:32 | PUR | Sutherland 5 pass from Brees (Dorsch kick)     | 7-14  |
|     | 0:26  | PUR | Dorsch 26 field goal                           | 10-14 |
| 3rd | 13:12 | UW  | Anderson 47 field goal                         | 10-17 |
|     | 11:58 | PUR | Sutherland 24 pass from Brees (Dorsch kick)    | 17-17 |
|     | 6:55  | UW  | Anderson 42 field goal                         | 17-20 |
| 4th | 12:00 | UW  | Elstrom 8 pass from Tuiasosopo (Anderson kick) | 17-27 |
|     | 7:25  | UW  | Hurst 8 run (Anderson kick)                    | 17-34 |
|     | 6:37  | PUR | Brown 42 run (Dorsch kick)                     | 24-34 |

## Scoring by Quarters

|            |    |    |   |    |   |    |
|------------|----|----|---|----|---|----|
| Purdue     | 0  | 10 | 7 | 7  | – | 24 |
| Washington | 14 | 0  | 6 | 14 | – | 34 |

## Team Statistics

|  | PUR      | UW       |
|--|----------|----------|
| First Downs.....                                 | 19       | 23       |
| Net Yards Rushing.....                           | 76       | 268      |
| Net Yards Passing.....                           | 275      | 149      |
| Passes (Attempts-Completions-Interceptions)..... | 39-23-0  | 24-18-0  |
| Total Net Yards.....                             | 351      | 417      |
| Time of Possession.....                          | 24:07    | 35:53    |
| Punts.....                                       | 4 / 41.0 | 3 / 37.7 |
| Penalties.....                                   | 11 / 69  | 6 / 48   |
| Third Down Conversions.....                      | 7-15     | 5-15     |
| Fourth Down Conversions.....                     | 1-2      | 2-2      |
| Turnovers.....                                   | 1        | 1        |

## Individual Statistics

## RUSHING

PUR: Lowe 20/79; Brown 3/52 (1 TD); Brees 4/-25; TEAM 1/-30.

UW: Alexis 10/78; Tuiasosopo 15/75 (1 TD); Hurst 9/53 (1 TD); Conniiff 8/45; Tharps 1/12; Cleman 5/11 (1 TD); TEAM 4/-6.

## PASSING

PUR: Brees 39-23-0/275 (2 TD).

UW: Tuiasosopo 22-16-0/138 (1 TD); Pickett 2-2-0/11.

## RECEIVING

PUR: Sutherland 7/88 (2 TD); Standeford 5/67; Simpson 3/32; Stratton 2/26; Morales 2/24; Winston 2/14; Brown 1/20; James 1/4.

UW: Stevens 5/51; Elstrom 4/24 (1 TD); Reddick 3/30; Collier 2/30; Hurst 2/2; Hooks 1/7; Robbins 1/5.

## DEFENSE (TACKLES)

PUR: Schweigert 10; Woodyard 10; Johnson 9; Ayodele 7; Gardner 6.

UW: Akbar 9; Carrothers 6; Daniels 5; Kelley 5; Alexander 4; Johnson 4.

## SUN BOWL



Dec. 31, 2001

Sun Bowl Stadium // El Paso, Texas // 47,812

## WASHINGTON STATE 33, PURDUE 27

EL PASO, Texas – Another near miss. The Boilermakers mounted an impressive comeback that came up just short in a 33-27 loss to 13th-ranked Washington State. Trailing 33-20, Purdue scored with 1:53 left and recovered the ensuing onside kick at its own 49-yard line. But the potential game-winning drive stalled at the Washington State 22. Freshman quarterback Kyle Orton completed 38 of 74 passes for 419 yards with two touchdowns and four interceptions. The 74 attempts set an NCAA bowl game record.

## Scoring Summary

|     |       |     |   |       |
|-----|-------|-----|---|-------|
| 1st | 13:10 | WSU | David 45 interception return (Dunning kick)   | 0-7   |
|     | 6:53  | WSU | Dush 46 pass from Gesser (Dunning kick)       | 0-14  |
| 2nd | 12:54 | PUR | Lowe 1 run (Dorsch kick)                      | 7-14  |
|     | 7:24  | PUR | Dorsch 28 field goal                          | 10-14 |
|     | 4:17  | WSU | Dunning 47 field goal                         | 10-17 |
|     | 1:56  | PUR | Stubblefield 3 pass from Orton (Dorsch kick)  | 17-17 |
|     | 0:37  | PUR | Dorsch 51 field goal                          | 20-17 |
| 3rd | 13:23 | WSU | Dunning 34 field goal                         | 20-20 |
|     | 3:04  | WSU | Gesser 1 run (Dunning kick)                   | 20-27 |
|     | 1:21  | WSU | Dunning 30 field goal                         | 20-30 |
| 4th | 7:37  | WSU | Dunning 37 field goal                         | 20-33 |
|     | 1:53  | PUR | Stubblefield 51 pass from Orton (Dorsch kick) | 27-33 |

## Scoring by Quarters

|                  |    |    |    |   |   |    |
|------------------|----|----|----|---|---|----|
| Purdue           | 0  | 20 | 0  | 7 | – | 27 |
| Washington State | 14 | 3  | 13 | 3 | – | 33 |

## Team Statistics

|  | PUR      | WSU      |
|--|----------|----------|
| First Downs.....                                 | 28       | 15       |
| Net Yards Rushing.....                           | 55       | 81       |
| Net Yards Passing.....                           | 419      | 281      |
| Passes (Attempts-Completions-Interceptions)..... | 75-38-4  | 41-15-3  |
| Total Net Yards.....                             | 747      | 362      |
| Time of Possession.....                          | 33:52    | 26:08    |
| Punts.....                                       | 6 / 38.8 | 6 / 44.3 |
| Penalties.....                                   | 7 / 49   | 9 / 85   |
| Third Down Conversions.....                      | 13-27    | 2-15     |
| Fourth Down Conversions.....                     | 1-3      | 1-1      |
| Turnovers.....                                   | 5        | 4        |

## Individual Statistics

## RUSHING

PUR: Lowe 17/45 (1 TD); J. Harris 5/27; Orton 9/-17; TEAM 1/0.

WSU: Minnich 17/51; Cox 1/20; McElrath 1/13; Kegel 1/3; Gesser 4/-2 (1 TD); TEAM 3/-4.

## PASSING

PUR: Orton 74-38-4/419 (2 TD); James 1-0-0/0.

WSU: Gesser 40-15-3/281 (1 TD); Kegel 1-0-0/0

## RECEIVING

PUR: Standeford 12/103; Stratton 12/86; Stubblefield 9/196 (2 TD); Morales 3/27; James 1/4; Rhinehart 1/3.

WSU: Riley 6/65; McElrath 5/116; Minnich 3/54; Bush 1/46 (1 TD).

## DEFENSE (TACKLES)

PUR: Koutouvides 11; Schweigert 8; B. Johnson 6; Phillips 6; Odom 5.

WSU: Smith 11; Thompson 10; Newman 9; Price 8; Long 7.

## BOWL RECAPS

## SUN BOWL



Dec. 31, 2002

Sun Bowl Stadium // El Paso, Texas // 48,917

## PURDUE 34, WASHINGTON 24

EL PASO, Texas – The Boilermakers overcame a 17-0 deficit in the first quarter (in which they were held without a first down and to minus eight yards total offense) by scoring 34 uninterrupted points to beat Washington 34-24 in a rematch of the 2000 Rose Bowl. After sophomore running back Joey Harris put Purdue ahead 24-17 thanks to a 10-yard run, junior linebacker Gilbert Gardner put the game away when he forced a fumble and returned it 19 yards for a touchdown. Sophomore quarterback Kyle Orton completed 25 of 37 passes for 283 yards with two touchdowns and no interceptions en route to being named the game's Most Valuable Player.

## Scoring Summary

|     |       |     |  |       |
|-----|-------|-----|--|-------|
| 1st | 10:13 | UW  | Reddick 7 pass from Pickett (Anderson kick)  | 0-7   |
|     | 8:40  | UW  | Cooper 31 fumble recovery (Anderson kick)    | 0-14  |
|     | 3:49  | UW  | Anderson 38 field goal                       | 0-17  |
| 2nd | 5:09  | PUR | Standeford 7 pass from Orton (Lacevic kick)  | 7-17  |
|     | 0:35  | PUR | Williams 0 fumble recovery (Lacevic kick)    | 14-17 |
| 3rd | 12:10 | PUR | Lacevic 22 field goal                        | 17-17 |
|     | 3:33  | PUR | Harris 10 run (Lacevic kick)                 | 24-17 |
|     | 2:08  | PUR | Gardner 19 fumble recovery (Lacevic kick)    | 31-17 |
| 4th | 5:52  | PUR | Lacevic 29 field goal                        | 34-17 |
|     | 3:31  | UW  | Reddick 12 pass from Pickett (Anderson kick) | 34-24 |

## Scoring by Quarters

|            |    |    |    |   |   |    |
|------------|----|----|----|---|---|----|
| Purdue     | 0  | 14 | 17 | 3 | – | 34 |
| Washington | 17 | 0  | 0  | 7 | – | 24 |

## Team Statistics

|  | PUR      | UW       |
|--|----------|----------|
| First Downs.....                                 | 24       | 23       |
| Net Yards Rushing.....                           | 117      | 44       |
| Net Yards Passing.....                           | 283      | 272      |
| Passes (Attempts-Completions-Interceptions)..... | 37-25-0  | 54-25-1  |
| Total Net Yards.....                             | 400      | 316      |
| Time of Possession.....                          | 34:19    | 25:41    |
| Punts.....                                       | 4 / 39.2 | 5 / 36.4 |
| Penalties.....                                   | 9 / 78   | 5 / 48   |
| Third Down Conversions.....                      | 7-17     | 4-15     |
| Fourth Down Conversions.....                     | 1-2      | 2-2      |
| Turnovers.....                                   | 1        | 2        |

## Individual Statistics

## RUSHING

PUR: Harris 23/93 (1 TD); Jones 9/28; Orton 5/19; James 1/1; Slaton 1/-23; TEAM 1/-1.  
UW: Alexis 7/18; Cleman 7/13; Pickett 8/8; Tuiaosopo 2/5.

## PASSING

PUR: Orton 37-25-0/283 (2 TD).  
UW: Pickett 54-25-1/272 (2 TD).

## RECEIVING

PUR: Standeford 10/105 (1 TD); Stubblefield 7/92; Williams 4/25 (1 TD); Jones 2/42; Davis 1/5; Chambers 1/4.  
UW: Reddick 6/63 (2 TD); Williams 5/64; Frederick 3/35; Jackson 3/17; Hooks 2/28; Alexis 1/15; Ware 1/12; Arnold 1/10; Tuiaosopo 1/10; Barnes 1/9; Cleman 1/9.

## DEFENSE (TACKLES)

PUR: Schweigert 10; Reeves 7; Rogers 6; Ra, Turner 6; L. Johnson 5.  
UW: Carothers 9; Cooper 9; Mahdavi 8; Robinson 8; Biddle 7; Johnson 7.

## CAPITAL ONE BOWL



Jan. 1, 2004

Florida Citrus Bowl Stadium // Orlando, Fla. // 64,565

## GEORGIA 34, PURDUE 27 (OT)

ORLANDO, Fla. – The Boilermakers overcame a 24-0 deficit only to fall 34-27 in overtime to Georgia. Junior quarterback Kyle Orton, who suffered a dislocated left thumb, sprained toe and cracked rib during the game, completed 20 of 34 passes for 230 yards. He tied the Purdue bowl record with two rushing touchdowns. Senior wide receiver John Standeford had seven catches for 102 yards and became the Big Ten career receptions leader with 266.

## Scoring Summary

|     |       |     |   |       |
|-----|-------|-----|---|-------|
| 1st | 10:29 | UGA | Gibson 6 pass from Greene (Bennett kick)    | 0-7   |
|     | 4:27  | UGA | Gibson 4 pass from Greene (Bennett kick)    | 0-14  |
| 2nd | 9:56  | UGA | Bennett 28 field goal                       | 0-17  |
|     | 4:47  | UGA | Brown 11 pass from Greene (Bennett kick)    | 0-24  |
|     | 3:01  | PUR | Orton 17 run (Ben Jones kick)               | 7-24  |
|     | 1:48  | PUR | Ben Jones 27 field goal                     | 10-24 |
| 4th | 9:11  | PUR | Orton 2 run (Ben Jones kick)                | 17-24 |
|     | 4:27  | UGA | Bennett 40 field goal                       | 17-27 |
|     | 1:34  | PUR | Chambers 3 pass from Orton (Ben Jones kick) | 24-27 |
|     | 0:49  | PUR | Ben Jones 44 field goal                     | 27-27 |
| OT1 | ---   | UGA | Lumpkin 1 run (Bennett kick)                | 27-34 |

## Scoring by Quarters

|         |    |    |   |    |     |   |    |
|---------|----|----|---|----|-----|---|----|
| Purdue  | 0  | 10 | 0 | 17 | (0) | – | 27 |
| Georgia | 14 | 10 | 0 | 3  | (7) | – | 34 |

## Team Statistics

|  | PUR      | UGA      |
|--|----------|----------|
| First Downs.....                                 | 15       | 23       |
| Net Yards Rushing.....                           | 59       | 113      |
| Net Yards Passing.....                           | 230      | 327      |
| Passes (Attempts-Completions-Interceptions)..... | 35-20-1  | 37-27-0  |
| Total Net Yards.....                             | 289      | 440      |
| Time of Possession.....                          | 24:31    | 35:29    |
| Punts.....                                       | 9 / 44.4 | 6 / 44.7 |
| Penalties.....                                   | 10 / 69  | 10 / 90  |
| Third Down Conversions.....                      | 3-15     | 8-18     |
| Fourth Down Conversions.....                     | 0-1      | 2-2      |
| Turnovers.....                                   | 1        | 2        |

## Individual Statistics

## RUSHING

PUR: Void 15/63; K. Smith 1/5; Br. Jones 2/4; Orton 10/-5 (2 TD); Williams 1/-8.  
UGA: Lumpkin 27/90 (1 TD); Browning 6/11; Brown 1/5; Jones 1/3; Thomas 4/2; Greene 5/1; Cooper 2/1; TEAM 1/0.

## PASSING

PUR: Orton 34-20-1/230 (1 TD); K. Smith 1-0-0/0.  
UGA: Greene 37-27-0/327 (3 TD)

## RECEIVING

PUR: Stubblefield 8/99; Standeford 7/102; Void 2/19; Chambers 2/7 (1 TD); Br. Jones 1/3.  
UGA: Brown 5/99 (1 TD); Lumpkin 5/34; Thomas 5/27; Gison 4/22 (2 TD); Gary 2/51; Browning 2/48; Watson 2/27; Bailey 2/19.

## DEFENSE (TACKLES)

PUR: Johnson 15; Koutouvides 11; Schweigert 10; Pollard 8; Phillips 6.  
UGA: Jones 8; Thurman 8; Davis 7; Pollack 7; Thornton 5.

## BOWL RECAPS

## SUN BOWL



Dec. 31, 2004

Sun Bowl Stadium // El Paso, Texas // 51,288

## ARIZONA STATE 27, PURDUE 23

EL PASO, Texas – In a season full of gut-wrenching losses, the Boilermakers suffered another in the Sun Bowl, falling 27-23 to 21st-ranked Arizona State. Purdue took the lead 23-20 with 1:14 remaining on a 6-yard pass from senior quarterback Kyle Orton to junior tight end Charles Davis, but the Sun Devils took the ensuing kickoff and marched 80 yards in four plays to score the game-winning touchdown with 43 seconds left. Purdue finished the season with five losses by a total of 14 points.

## Scoring Summary

|     |       |     |   |       |
|-----|-------|-----|---|-------|
| 1st | 2:35  | ASU | Ainsworth 22 field goal                         | 0-3   |
| 2nd | 4:58  | PUR | Team safety                                     | 2-3   |
| 3rd | 14:48 | PUR | Hare 80 pass from Orton (Ben Jones kick)        | 9-3   |
|     | 9:59  | ASU | Hagan 27 pass from Keller (Ainsworth kick)      | 9-10  |
| 4th | 14:16 | PUR | Stubblefield 5 pass from Orton (Ben Jones kick) | 16-10 |
|     | 10:33 | ASU | Ainsworth 34 field goal                         | 16-13 |
|     | 6:23  | ASU | Burgess 41 pass from Keller (Ainsworth kick)    | 16-20 |
|     | 1:14  | PUR | Davis 6 pass from Orton (Ben Jones kick)        | 23-20 |
|     | 0:43  | ASU | Burgess 19 pass from Keller (Ainsworth kick)    | 23-27 |

## Scoring by Quarters

|               |   |   |   |    |   |    |
|---------------|---|---|---|----|---|----|
| Purdue        | 0 | 2 | 7 | 14 | – | 23 |
| Arizona State | 3 | 0 | 7 | 17 | – | 27 |

## Team Statistics

|  | PUR      | ASU      |
|--|----------|----------|
| First Downs.....                                 | 15       | 26       |
| Net Yards Rushing.....                           | 66       | 158      |
| Net Yards Passing.....                           | 281      | 370      |
| Passes (Attempts-Completions-Interceptions)..... | 47-23-0  | 45-25-0  |
| Total Net Yards.....                             | 347      | 528      |
| Time of Possession.....                          | 27:41    | 32:19    |
| Punts.....                                       | 8 / 48.9 | 5 / 34.8 |
| Penalties.....                                   | 6 / 55   | 9 / 66   |
| Third Down Conversions.....                      | 5-17     | 7-18     |
| Fourth Down Conversions.....                     | 1-2      | 0-0      |
| Turnovers.....                                   | 2        | 1        |

## Individual Statistics

## RUSHING

PUR: Br. Jones 5/30; Void 11/16; Orton 8/12; Bryant 2/8.

ASU: Burgess 20/125; Jones 9/35; Saulsberry 7/27; Keller 3/-27; TEAM 1/-2.

## PASSING

PUR: Orton 47-23-0/281 (3 TD).

ASU: Keller 45-25-0/370 (3 TD).

## RECEIVING

PUR: Stubblefield 7/81 (1 TD); Bryant 4/23; Hare 3/97 (1 TD); Davis 3/17 (1 TD); Williams 2/10; Br. Jones 1/24; Void 1/18; Chatters 1/8; Ingraham 1/3.

ASU: Hagan 9/182 (1 TD); Miller 5/28; Burgess 3/64 (2 TD); Richardson 3/54; Mutz 3/24; Burghgraeaf 2/18.

## DEFENSE (TACKLES)

PUR: Pollard 14; Smith 9; Avril 7; Hickman 7; Villarreal 7.

ASU: Burks 13; Robinson 11; Hill 7; Williams 6; Franklin 5; Verdon 5.

## CHAMPS SPORTS BOWL



Dec. 29, 2006

Florida Citrus Bowl Stadium // Orlando, Fla. // 40,168

## MARYLAND 24, PURDUE 7

ORLANDO, Fla. – In its return to postseason play, Purdue could not get on track offensively, dropping a 24-7 decision to Maryland. The Terrapins opened a 21-0 second-quarter lead before the Boilermakers scored their lone touchdown on a 12-yard pass from sophomore quarterback Curtis Painter to sophomore wide receiver Greg Orton with 30 seconds to go before halftime. Painter finished the season with a Big Ten-record 3,985 passing yards.

## Scoring Summary

|     |       |     |  |      |
|-----|-------|-----|--|------|
| 1st | 4:33  | MD  | Haynos 4 pass from Hollenbach (Ennis kick)       | 0-7  |
| 2nd | 13:33 | MD  | Jackson 1 run (Ennis kick)                       | 0-14 |
|     | 2:05  | MD  | Heyward-Bey 46 pass from Hollenbach (Ennis kick) | 0-21 |
|     | 0:30  | PUR | Orton 12 pass from Painter (Summers kick)        | 7-21 |
| 3rd | 6:44  | MD  | Ennis 22 field goal                              | 7-24 |

## Scoring by Quarters

|          |   |    |   |   |   |    |
|----------|---|----|---|---|---|----|
| Purdue   | 0 | 7  | 0 | 0 | – | 7  |
| Maryland | 7 | 14 | 3 | 0 | – | 24 |

## Team Statistics

|  | PUR      | MD       |
|--|----------|----------|
| First Downs.....                                 | 12       | 20       |
| Net Yards Rushing.....                           | 21       | 206      |
| Net Yards Passing.....                           | 264      | 233      |
| Passes (Attempts-Completions-Interceptions)..... | 36-23-1  | 24-15-0  |
| Total Net Yards.....                             | 285      | 429      |
| Time of Possession.....                          | 20:12    | 39:48    |
| Punts.....                                       | 6 / 42.2 | 4 / 39.2 |
| Penalties.....                                   | 4 / 33   | 5 / 31   |
| Third Down Conversions.....                      | 6-13     | 9-17     |
| Fourth Down Conversions.....                     | 0-0      | 1-1      |
| Turnovers.....                                   | 2        | 0        |

## Individual Statistics

## RUSHING

PUR: Taylor 6/19; Sheets 2/11; Painter 5/-9.

MD: Ball 18/98; Lattimore 20/85; Jackson 4/12 (1 TD); Hollenbach 4/8; Humber 3/4; TEAM 1/-1.

## PASSING

PUR: Painter 36-23-1/264 (1 TD).

MD: Hollenbach 24-15-0/223 (2 TD).

## RECEIVING

PUR: Bryant 8/101; Orton 8/95 (1 TD); Taylor 3/24; Keller 1/20; Sheets 1/12; Adams 1/9; Lymon 1/3.

MD: Heyward-Bey 4/81 (1 TD); Oquendo 3/60; Haynos 3/31 (1 TD); Williams 3/24; Jackson 1/23; Ball 1/4.

## DEFENSE (TACKLES)

PUR: Kegljar 9; Erwin 8; Hall 8; Spencer 7; Guynn 7.

MD: Gardner 6; Henderson 4; Wimbush 4; Bolston 4.

## BOWL RECAPS

## Motor City Bowl



**Dec. 26, 2007**  
**Ford Field // Detroit // 60,624**

**PURDUE 51, Central Michigan 48**

DETROIT – Sophomore Chris Summers kicked a 40-yard field goal as time expired to give Purdue an exhilarating 51-48 victory over Central Michigan. The Boilermakers rolled to a 34-13 halftime advantage before the Chippewas mounted a remarkable comeback that saw the game tied at 41 and 48. Junior quarterback Curtis Painter set school records with 546 passing yards and 540 yards of total offense. The teams combined for 1,022 yards of total offense (Purdue 587 and Central Michigan 435).

## Scoring Summary

|     |       |     |  |       |
|-----|-------|-----|--|-------|
| 1st | 12:39 | CMU | Aguila 27 field goal                           | 0-3   |
|     | 6:19  | PUR | Sheets 1 run (Summers kick)                    | 7-3   |
|     | 2:54  | PUR | Orton 19 pass from Painter (Summers kick)      | 14-3  |
|     | 0:24  | CMU | Aguila 47 field goal                           | 14-6  |
|     | 0:10  | PUR | Keller 62 pass from Painter (Summers kick)     | 21-6  |
| 2nd | 11:32 | PUR | Summers 30 field goal                          | 24-6  |
|     | 6:13  | PUR | Summers 21 field goal                          | 27-6  |
|     | 4:07  | CMU | Anderson 49 pass from LeFavour (Aguila kick)   | 27-13 |
|     | 0:16  | PUR | Sheets 1 run (Summers kick)                    | 34-13 |
| 3rd | 14:09 | CMU | Brown 76 pass from LeFavour (Aguila kick)      | 34-20 |
|     | 12:53 | PUR | Standeford 19 pass from Painter (Summers kick) | 41-20 |
|     | 10:19 | CMU | Anderson 10 pass from LeFavour (Aguila kick)   | 41-27 |
|     | 5:02  | CMU | LeFavour 9 run (Aguila kick)                   | 41-34 |
|     | 0:10  | CMU | LeFavour 4 run (Aguila kick)                   | 41-41 |
| 4th | 8:19  | PUR | Taylor 13 run (Summers kick)                   | 48-41 |
|     | 1:09  | CMU | Anderson 19 pass from LeFavour (Aguila kick)   | 48-48 |
|     | 0:00  | PUR | Summers 40 field goal                          | 51-48 |

## Scoring by Quarters

|                  |    |    |    |    |   |    |
|------------------|----|----|----|----|---|----|
| Purdue           | 21 | 13 | 7  | 10 | – | 51 |
| Central Michigan | 6  | 7  | 28 | 7  | – | 48 |

## Team Statistics

|  | PUR      | CMU      |
|--|----------|----------|
| First Downs.....                                 | 28       | 22       |
| Net Yards Rushing.....                           | 41       | 143      |
| Net Yards Passing.....                           | 546      | 292      |
| Passes (Attempts-Completions-Interceptions)..... | 54-35-2  | 35-17-0  |
| Total Net Yards.....                             | 587      | 435      |
| Time of Possession.....                          | 29:18    | 30:42    |
| Punts.....                                       | 5 / 40.6 | 8 / 38.5 |
| Penalties.....                                   | 6 / 44   | 3 / 20   |
| Third Down Conversions.....                      | 6-15     | 7-17     |
| Fourth Down Conversions.....                     | 1-1      | 0-0      |
| Turnovers.....                                   | 3        | 0        |

## Individual Statistics

## RUSHING

PUR: Sheets 12/27 (2 TD); Taylor 10/23 (TD); TEAM 1/-3; Painter 4/-6.  
 CMU: LeFavour 33/114 (2 TD); Hoskins 6/15; Brown 2/14; Sneed 2-2; TEAM 1/-2.

## PASSING

PUR: Painter 54-35-2/564 (3 TD).  
 CMU: LeFavour 34-17-0/292 (4 TD).

## RECEIVING

PUR: Orton 9/136 (TD); Standeford 8/112 (TD); Keller 7/150 (TD); Bryant 5/65; Sheets 3/46; Taylor 2/11; Tardy 1/26.  
 CMU: Anderson 7/129 (3 TD); Brown 4/94 (TD); Brooks 2/50; Sneed 2/9; Pobliah 1/5; Watt 1/5.

## DEFENSE (TACKLES)

PUR: Heygood 10; Vinson 6; Scott 6; Kerrigan 6.  
 CMU: Bellore 11; Keith 9; Gordy 7; West 6.

## Little Caesars Pizza Bowl



**Dec. 27, 2011**  
**Ford Field // Detroit // 46,177**

**PURDUE 37, Western Michigan 32**

DETROIT – The Boilermakers put on a special teams display, recovering two onside kicks and returning a kickoff 99 yards for a touchdown en route to a 37-32 victory over Western Michigan. Trailing 15-10 in the second quarter, freshman Raheem Mostert took a Bronco kickoff to paydirt and the Boilermakers led the rest of the way. Despite surrendering 439 yards in the air, the Purdue defense held Western Michigan to 46 yards rushing and forced seven turnovers (four interceptions, three fumbles), including the game-sealing strip by freshman end Ryan Russell.

## Scoring Summary

|     |       |     |   |       |
|-----|-------|-----|---|-------|
| 1st | 9:14  | WMU | White 49 pass from Carder (Potter rush)   | 0-8   |
|     | 0:17  | PUR | Pegram 1 pass from Marve (Wiggs kick)     | 7-8   |
| 2nd | 10:34 | PUR | Wiggs 49 field goal                       | 10-8  |
|     | 7:00  | WMU | Schaffer 1 pass from Carder (Potter kick) | 10-15 |
|     | 6:48  | PUR | Mostert 99 kickoff return (Wiggs kick)    | 17-15 |
|     | 4:57  | PUR | Pegram 1 run (Wiggs kick)                 | 24-15 |
|     | 0:00  | PUR | Wiggs 19 field goal                       | 27-15 |
| 3rd | 10:55 | WMU | Potter 21 field goal                      | 27-18 |
|     | 6:49  | PUR | Bush 33 pass from TerBush (Wiggs kick)    | 34-18 |
|     | 1:55  | WMU | Drake 1 run (Potter kick)                 | 34-25 |
| 4th | 11:41 | PUR | Wiggs 26 field goal                       | 37-25 |
|     | 4:28  | WMU | Ravenell 5 pass from Carder (Potter kick) | 37-32 |

## Scoring by Quarters

|                  |   |    |    |   |   |    |
|------------------|---|----|----|---|---|----|
| Purdue           | 7 | 20 | 7  | 3 | – | 37 |
| Western Michigan | 8 | 7  | 10 | 7 | – | 32 |

## Team Statistics

|  | WMU      | PUR      |
|--|----------|----------|
| First Downs.....                                 | 30       | 23       |
| Net Yards Rushing.....                           | 46       | 265      |
| Net Yards Passing.....                           | 439      | 177      |
| Passes (Attempts-Completions-Interceptions)..... | 58-31-4  | 21-15-0  |
| Total Net Yards.....                             | 485      | 442      |
| Time of Possession.....                          | 24:04    | 35:56    |
| Punts.....                                       | 1 / 24.0 | 3 / 45.3 |
| Penalties.....                                   | 3 / 29   | 9 / 54   |
| Third Down Conversions.....                      | 5-12     | 4-14     |
| Fourth Down Conversions.....                     | 1-4      | 0-0      |
| Turnovers.....                                   | 7        | 3        |

## Individual Statistics

## RUSHING

PUR: Shavers 22/149; Siller 5/54; Hunt 4/38; Pegram 5/24 (TD); Crank 3/18; Mostert 3/3; Edison 3/0; Marve 5/-5; TerBush 3/-7; TEAM 3/-9.

WMU: Carder 14/17; Drake 3/16 (TD); Scriven 1/15; Fields 3/2; Vantubbergen 1/1; Wallace 1/-5.

## PASSING

PUR: TerBush 13-8-0/101 (TD); Marve 7-6-0/76 (TD); Siller 1-1-0/0.

WMU: Carder 57-31-4/439 (3 TD); White 0-1-0/0.

## RECEIVING

PUR: Bush 6/90 (TD); Siller 5/44; Pegram 3/20 (TD); Edison 1/23.

WMU: White 13/265 (TD); Ravenell 8/70 (TD); Monttee 3/50; Arnheim 3/40; Fields 2/12; Schaffer 2/2 (TD).

## DEFENSE (TACKLES)

PUR: Holland 9; Allen 8; Lucas 7; Feichter 6.

WMU: Winchester 12; Simon 11; Ishmael 9; Hazel 8



## BOWL RECAPS

## Heart of Dallas Bowl



Jan. 1, 2013

Cotton Bowl // Dallas, Texas // 48,313

## OKLAHOMA STATE 58, Purdue 14

DALLAS – A fast start by Oklahoma State overwhelmed the Boilermakers, who were unable to get their offense clicking until the second half of a 58-14 loss to the Cowboys. Oklahoma State raced out to a 28-0 first-half advantage and the lead swelled to 45-0 before the Boilermakers got on the board with a 32-yard touchdown pass from senior quarterback Robert Marve to sophomore fullback Brandon Cottom. Marve finished with 212 yards and two touchdowns on 21-of-34 passing, while senior running back Akeem Shavers rushed for 108 yards.

## Scoring Summary

|     |       |     |   |       |
|-----|-------|-----|---|-------|
| 1st | 8:02  | OSU | Moore 4 pass from Chelf (Sharp kick)      | 0-7   |
|     | 6:43  | OSU | Jackson 7 pass from Chelf (Sharp kick)    | 0-14  |
| 2nd | 14:22 | OSU | Seaton 18 pass from Walsh (Sharp kick)    | 0-21  |
|     | 5:12  | OSU | Smith 5 run (Sharp kick)                  | 0-28  |
| 3rd | 14:09 | OSU | Lowe 37 fumble return (Sharp kick)        | 0-35  |
|     | 7:15  | OSU | Sharp 20 field goal                       | 0-38  |
|     | 4:28  | OSU | Anderson 37 pass from Chelf (Sharp kick)  | 0-45  |
|     | 0:18  | PUR | Cottom 32 pass from Marve (McCarthy kick) | 7-45  |
| 4th | 11:21 | OSU | Sharp 21 field goal                       | 7-48  |
|     | 8:32  | OSU | Webb 37 pass from Walsh (Sharp kick)      | 7-55  |
|     | 6:27  | OSU | Sharp 42 field goal                       | 7-58  |
|     | 2:52  | PUR | Thomas 16 pass from Marve (McCarthy kick) | 14-58 |

## Scoring by Quarters

|                |    |    |    |    |   |    |
|----------------|----|----|----|----|---|----|
| Purdue         | 0  | 0  | 7  | 7  | — | 14 |
| Oklahoma State | 14 | 14 | 17 | 13 | — | 58 |

## Team Statistics

|  | PUR      | OSU      |
|--|----------|----------|
| First Downs.....                                 | 21       | 28       |
| Net Yards Rushing.....                           | 175      | 213      |
| Net Yards Passing.....                           | 212      | 311      |
| Passes (Attempts-Completions-Interceptions)..... | 34-21-2  | 34-25-0  |
| Total Net Yards.....                             | 387      | 524      |
| Time of Possession.....                          | 32:52    | 27:08    |
| Punts.....                                       | 4 / 38.8 | 3 / 52.7 |
| Penalties.....                                   | 4 / 45   | 7 / 62   |
| Third Down Conversions.....                      | 5-12     | 4-12     |
| Fourth Down Conversions.....                     | 2-3      | 1-1      |
| Turnovers.....                                   | 5        | 0        |

## Individual Statistics

## RUSHING

PUR: Shavers 14/108; Webster 2/20; Marve 10/20; Bolden 8/20; Cottom 2/8; Freytag 1/1; Team 1/-2.  
OSU: Randle 17/66; Roland 9/51; Smith 6/40 (TD); Stewart 1/21; Muncrief 3/14; Walsh 1/13; Chelf 4/8.

## PASSING

PUR: Marve 34-21-2/212 (2 TD).  
OSU: Chelf 22-17-0/197 (3 TD); Walsh 7-5-0/86 (2TD); Lunt 3-1-0/12; Stewart 1-1-0/15; Randle 1-1-0/1.

## RECEIVING

PUR: Ross 5/29; Shavers 4/54; Holmes 4/26; Thomas 3/28 (TD); Macarthy 2/11; Cottom 1/31 (TD); Edison 1/27; Bolden 1/5.  
OSU: Anderson 5/78 (TD); Stewart 5/56; Moore 4/42 (TD); Hays 4/25; Webb 2/51 (TD); Jackson 2/33 (TD); Seaton 1/16 (TD); Rockwell 1/9; Chelf 1/1.

## DEFENSE (TACKLES)

PUR: Russell 7; Johnson 7; Williams 5; Higgs 5.  
OSU: Gary 7; Lowe 7; Johnson 6; Gilbert 6; Robinson 6





//



//

